ภาคผนวก ง

เอกสารสอบเทียบเครื่องมือ

การติดตามตรวจสอบคุณภาพสิ่งแวดล้อม

บริษัท ทีพีไอ โพลีน จำกัด (มหาชน) จังหวัดสระบุรี

ระหว่างเดือนมกราคม ถึง เดือนมีนาคม พ.ศ. 2566

รายการใบรับรองสอบเทียบ/ทวนสอบ เครื่องมือหลักประจำห้องปฏิบัติการ สำหรับวิเคราะห์คุณภาพน้ำผิวดิน น้ำใต้ดิน และน้ำทิ้ง

No.	Instrument/Equipment	Parameter	Manufacturer	Model/Serial No.	Calibrator	Certification No.	Date of Calibration	Due date of Calibration*	Remark
Laboratory Instrument/Equipment.									
20	COD Reactor (Heating Block)	Chemical Oxygen Demand	Hanna	HI839800-02 / H018500I	Hanna Instruments (Thailand) Ltd.	HIT-2312-0342	10 Mar 23	9 Mar 24	-
21	Digestor Unit	Total Kjeldahl Nitrogen (TKN)	FOSS TECATOR	2520auto / 91794469	National Food Institute, Ministry of Industry, Thailand	2302413-001-01	30 Mar 23	28 Mar 24	-
22	Distillation Unit (Kjeldahl Method)	Ammonia-Nitrogen Total Kjeldahl Nitrogen (TKN)	FOSS TECATOR	KT8100 / 91889052	FOSS South East Asia	6623	25 Jul 22	24 Jul 23	-
23	Gas Chromatrography (GC)	Organochlorine Pesticides, 2,4-D, Benzo (a) Pyrene, PCBs, Pentachlorophenol Atrazine	Agilent Technologies	System ID:CN11021007 7890 / CN11021007	Agilent Technologies (Thailand) Co.,Ltd.	Certificate of System Qualification GC-OQ	23 Feb 23	22 Feb 24	-
24	Gas Chromatrography (GC)		Agilent Technologies	System ID:CN13113001 7890 / CN13113001	Agilent Technologies (Thailand) Co.,Ltd.	Certificate of System Qualification GC-OQ	19 Apr 23	17 Apr 24	-
25	Gas Chromatrography / Mass Spectrometry (GC-MS)	Benzene, Carbon Tetrachloride, 1,2-Dichloroethane, Styrene, 1,1-Dichloroethylene, Toluene, cis-1,2-Dichloroethylene, trans-1,2-Dichloroethylene, Dichloromethane, Total Xylenes, Ethylbenzene, Tetrachloroethylene, Trichloroethylene, 1,1,1-Trichloroethane, 1,1,2-Trichloroethane	Agilent Technologies	System ID: US2009M037 8890 (G3542A) / CN1945A066 5977B / US2009M037	Agilent Technologies (Thailand) Co.,Ltd.	Preventive Maintenance Checklist	13 Jun 22	12 Jun 23	-

การติดตามตรวจสอบคุณภาพสิ่งแวดล้อม

บริษัท ทีพีไอ โพลีน จำกัด (มหาชน) จังหวัดสระบุรี

ระหว่างเดือนมกราคม ถึง เดือนมีนาคม พ.ศ. 2566

รายการใบรับรองสอบเทียบ/ทวนสอบ เครื่องมือหลักประจำห้องปฏิบัติการ สำหรับวิเคราะห์คุณภาพน้ำผิวดิน น้ำใต้ดิน และน้ำทิ้ง

No.	Instrument/Equipment	Parameter	Manufacturer	Model/Serial No.	Calibrator	Certification No.	Date of Calibration	Due date of Calibration*	Remark
Laboratory Instrument/Equipment.									
1	pH Meter	pH Temperature	Mettler-Toledo	Seven Easy S20 / 1230525212	National Food Institute, Ministry of Industry, Thailand	2302181-001-01	24 Mar 23	22 Mar 24	-
2	pH Meter		Hanna Instrument	HI2020-02 / C0051107	National Food Institute, Ministry of Industry, Thailand	2203135-001-01	8 Jun 22	7 Jun 23	-
3	Conductivity Meter	Electrical Conductivity	SI Analytics	Lab955 / 16300356	DKSH Technology Limited	C24230059	16 Mar 23	14 Mar 24	-
4	Analytical Balance (Readability 0.01 mg)	Total Solids Total Dissolved Solids Total Suspended Solids	Mettler-Toledo	XSR205DU / C009071872	Technology Promotion Association (Thailand-Japan)	22MM210	26 Apr 22	25 Apr 23	-
5	Hot Air Oven		Memmert	UF55 / B216.1666	Technology Promotion Association (Thailand-Japan)	22TM1490	19 Oct 22	18 Oct 23	-
6	BOD Incubator	Biochemical Oxygen Demand	Arco	UC4-1320 / (UAE.WAO.015/2561)	Technology Promotion Association (Thailand-Japan)	23TM249	15 Feb 23	14 Feb 24	-
7	BOD Incubator		Arco	UR-1320 / (UAE.WAO.018/2551)	Technology Promotion Association (Thailand-Japan)	23TM375	12 Apr 23	10 Apr 24	-
8	Analytical Balance (Readability 0.1 mg)	Fat Oil And Grease	Mettler-Toledo	AB-204S/FACT / 1129361010	National Food Institute, Ministry of Industry, Thailand	2203120-001-01	1 Jun 22	31 May 23	-
9	Incubator	Total Coliform Bacteria Faecal Coliform Bacteria	Memmert	IPP 260 / V615.0187	Technology Promotion Association (Thailand-Japan)	23TM378	12 Apr 23	10 Apr 24	-
10	Incubator		Memmert	IPP 260 / V618.0033	Technology Promotion Association (Thailand-Japan)	22TM503	3 May 22	2 May 23	-

การติดตามตรวจสอบคุณภาพสิ่งแวดล้อม

บริษัท ทีพีไอ โพลีน จำกัด (มหาชน) จังหวัดสระบุรี

ระหว่างเดือนมกราคม ถึง เดือนมีนาคม พ.ศ. 2566

รายการใบรับรองสอบเทียบ/ทวนสอบ เครื่องมือหลักประจำห้องปฏิบัติการ สำหรับวิเคราะห์คุณภาพน้ำผิวดิน น้ำใต้ดิน และน้ำทิ้ง

No.	Instrument/Equipment	Parameter	Manufacturer	Model/Serial No.	Calibrator	Certification No.	Date of Calibration	Due date of Calibration*	Remark
Laboratory Instrument/Equipment.									
26	Turbidity Meter	Turbidity	Oakton	T100IR / 1120501017	Technology Promotion Association (Thailand-Japan)	22CH1184	5 Sep 22	4 Sep 23	-

Due Date of Calibration* : Based on the annual calibration plan. At least 1 time per year.

การติดตามตรวจสอบคุณภาพสิ่งแวดล้อม

บริษัท ทีพีไอ โพลีน จำกัด (มหาชน) จังหวัดสระบุรี

ระหว่างเดือนมกราคม ถึง เดือนมีนาคม พ.ศ. 2566

รายการใบรับรองสอบเทียบ/ทวนสอบ เครื่องมือหลักประจำห้องปฏิบัติการ สำหรับวิเคราะห์คุณภาพน้ำผิวดิน น้ำใต้ดิน และน้ำทิ้ง

No.	Instrument/Equipment	Parameter	Manufacturer	Model/Serial No.	Calibrator	Certification No.	Date of Calibration	Due date of Calibration*	Remark
Laboratory Instrument/Equipment.									
11	Water Bath		Memmert	WNE 14 / L416.0606	Technology Promotion Association (Thailand-Japan)	23TM193	15 Feb 23	14 Feb 24	-
12	Water Bath	Total Coliform Bacteria Faecal Coliform Bacteria	Memmert	WNE 14 / L416.0612	Technology Promotion Association (Thailand-Japan)	23TM194	15 Feb 23	14 Feb 24	-
13	Analytical Balance		OHAUS	PX623 / C236754745	DKSH (Thailand) Ltd.	C01223732	9 Dec 22	8 Dec 23	-
14	Auto Clave		ALP	CL-40L / 810010	SPC Calibration Center	C11220112	17 Jun 22	16 Jun 23	-
15	Atomic Absorption Spectrophotometer (AAS)	Iron, Titanium, Arsenic, Cadmium, Manganese, Chromium, Copper, Barium, Lead, Mercury, Nickel, Selenium, Chromium Trivalent, Chromium Hexalent, Zinc Titanium, Chromium	Agilent Technologies	System ID:G8432A AA240FS / MY13160001	Thailand Institute of Scientific and Technological Research(TISTR)	MTC.ACL.No. 387/66	2 Feb 23	1 Feb 24	-
16	Inductively Coupled Plasma (ICP)		Agilent Technologies	System ID:G8015A G8015AA / MY18030001	Agilent Technologies (Thailand) Co.,Ltd.	Preventive Maintenance Checklist	30 Nov 22	29 Nov 23	-
17	UV-VIS Spectrophotometer	Phosphate, Ammonia-Nitrogen Sulphate, Cyanide	Agilent Technologies	Cary60 G6860A / MY15410009	DQE Services Co.,Ltd.	SP22-016	31 May 22	30 May 23	-
18	UV-VIS Spectrophotometer	Nitrate Nitrogen, Phenols, Colour, Chromium Hexalent,Total Nitrogen Chemical Oxygen Demand Formaldehyde, Cyanide As HCN	Hitachi	U-1900 / 2021-064	DQE Services Co.,Ltd.	SP23-007	6 Jan 23	5 Jan 24	-
19	UV-VIS Spectrophotometer		Hitachi	U-2900 / 21E22-009	DQE Services Co.,Ltd.	SP23-008	6 Jan 23	5 Jan 24	-

สุขสาหกรรมพัฒนาอุตสาหกรรมอาหาร
ศูนย์บริการห้องปฏิบัติการสุขสาหกรรมอาหาร
Foundation for Industrial Development National Food Institute
Food Industrial Laboratory Service Center

NSC-TISI-TIS 17025 CALIBRATION 0061

Calibration Certificate

Certificate No.: 2302181-001-01
Client name: UNITED ANALYST AND ENGINEERING CONSULTANT CO.,LTD.
Address: 3 Soi Udomsuk 41, Sukhumvit Road,
Bangchack, Prakhanong, Bangkok 10260

Equipment: pH Meter
Manufacturer: METTLER TOLEDO
Model: SevenEasy pH
Serial No.: 1230525212
ID No.: UAE.WAS.003/2553
Order No.: 2302181
Operation No.: 2302181-001
Date of Receipt: 14 March 2023
Date of Calibration: 24 March 2023

Calibrated by Mr.Pheraphat Tuanjit
Scientist

Approved by N. niyomchart
(Mr.Nuttapol Niyomchart)
Specialist, Division of Calibration Laboratory
Responsible for the Technical Management Team

Date of Issue: 24 March 2023

The uncertainties are for a confidence probability of approximately 95%.

This Certificate is issued in accordance with the conditions of accreditation granted by the Thai Laboratory Accreditation Scheme which has assessed the measurement capability of the laboratory and its traceability to recognized national standards and to the units of measurement realized at the corresponding national standards laboratory. This certificate may not be reproduced other than in full except with the prior written approval of the National Food Institute.

2008 ซอยอรุณอมรินทร์ 35 ถนนอรุณอมรินทร์ แขวงบางยี่ขัน เขตบางพลัด กรุงเทพมหานคร
2008 Soi 35, Arun Amarin Road, Bang Yi Khan Subdistrict, Bang Phlat District, Bangkok 10700, Thailand
Tel +66(0) 2422 8688 Fax +66(0) 2422 8545

เอกสารไม่ควบคุม

nfi.or.th

สุขสาหกรรมพัฒนาอุตสาหกรรมอาหาร
ศูนย์บริการห้องปฏิบัติการสุขสาหกรรมอาหาร
Foundation for Industrial Development National Food Institute
Food Industrial Laboratory Service Center

NSC-TISI-TIS 17025 CALIBRATION 0061

Calibration Report

Certificate No.: 2302181-001-01
Equipment: pH Meter — **Resolution:** 0.01 pH ; 1 mV
Manufacturer: METTLER TOLEDO — **Model:** SevenEasy pH
Serial No.: 1230525212 — **Type:** Bench top
ID No.: UAE.WAS.003/2553

Date of Calibration: 24 March 2023

Location: Chemical Calibration Laboratory, National Food Institute
Environment Condition: **Ambient Temperature:** (23.4 ± 1.5) °C **Relative Humidity:** (52 ± 3) %
Condition of Equipment: Good Condition
Condition of this Results of Calibration

1.Calibration Method: In house method : W-CC-002 based on direct measurement by using standard voltage calibrator and certified reference material (CRM)

2. Reference Standards / Certified Reference Material

Instruments	Serial / ID No.	Manufacturer	Certificate No.	Due Date
2.1 DC Voltage Calibrator	2709007	Fluke	22E1959	17 June 2023
2.2 Digital Thermometer	2709007	Fluke	CC-650557-01	30 October 2023
2.3 Thermo-Hygro Meter	NFI.BTH003/17	PONPE	TE 650555-01	21 September 2023
Certified Reference Material	**Lot. No.**	**Manufacturer**	**Ref N**	**Expire Date**
2.4 pH buffer 4.006 (Primary pH buffer Solution)	873608	CPAchem	PH216.L5	16 February 2025
2.5 pH buffer 6.865 (Primary pH buffer Solution)	873609	CPAchem	PH217.L5	16 February 2025
2.6 pH buffer 10.01 (Primary pH buffer Solution)	873611	CPAchem	PH220.L5	16 February 2024
2.7 pH buffer 7.00 (Standard pH buffer Solution)	873612	CPAchem	PH107.L5	16 February 2024

3. This certification is traceable to The International System of Unit (SI Unit)

3.1 Instruments No.2.1	through	NSC-TISI-TIS 17025 Laboratory Accredition of Calibration No.0008
3.2 Instruments No.2.2	through	NSC-TISI-TIS 17025 Laboratory Accredition of Calibration No.0061
3.3 Instruments No.2.3	through	NSC-TISI-TIS 17025 Laboratory Accredition of Calibration No.0061
3.4 Certified Reference Material No. 2.4 to 2.6	traceable to	Primary measurement method- Harned cell using calibrated thermometer, barometer, and nanovoltmeter.The Standard Solution preparation and certified by CPAchem Ltd is accredited to ISO 17034 and ISO/IEC 17025
3.5 Certified Reference Material No.2.7	traceable to	BIM RefN HI-13 LotN 25.05.2022; BIM RefN HI-16 LotN 02.06.2022; BIM RefN HI-13 LotN 25.05.2022; BIM RefN HI-16 LotN 02.06.2022; the Standard Solution preparation and certified by CPAchem Ltd is accredited to ISO 17034 and ISO/IEC 17025

4. This certificate was certified only for the instrument we calibrated.
5. This result of calibration was found accurate as shown on date and place of calibration only.

N. niyomchart

2008 ซอยอรุณอมรินทร์ 35 ถนนอรุณอมรินทร์ แขวงบางยี่ขัน เขตบางพลัด กรุงเทพมหานคร
2008 Soi 35, Arun Amarin Road, Bang Yi Khan Subdistrict, Bang Phlat District, Bangkok 10700, Thailand
Tel +66(0) 2422 8688 Fax +66(0) 2422 8545

เอกสารไม่ควบคุม

nfi.or.th

สุขสาหกรรมพัฒนาอุตสาหกรรมอาหาร
ศูนย์บริการห้องปฏิบัติการสุขสาหกรรมอาหาร
Foundation for Industrial Development National Food Institute
Food Industrial Laboratory Service Center

NSC-TISI-TIS 17025 CALIBRATION 0061

Calibration Report

Certificate No.: 2302181-001-01
Equipment: pH Meter — **Resolution:** 0.01 pH ; 1 mV
Manufacturer: METTLER TOLEDO — **Model:** SevenEasy pH
Serial No.: 1230525212 — **Type:** Bench top
ID No.: UAE.WAS.003/2553

Date of Calibration: 24 March 2023

Calibration Results:

1. Calibration of pH Meter (Manual Temperature Compensation at 25 °C)

Nominal pH	DC Voltage Standard (mV)	Average Indicator Reading mV	Average Indicator Reading pH	Uncertainty (±mV)	Coverage Factor (k)
0	414.120	414	0.00	0.58	2.00
2	295.814	296	2.00	0.58	2.00
4	177.484	178	4.00	0.58	2.00
6	59.160	59	6.00	0.58	2.00
7	0.000	0	7.00	0.58	2.00
8	-59.158	-59	8.00	0.58	2.00
10	-177.460	-177	10.00	0.58	2.00
12	-295.811	-296	12.00	0.58	2.00
14	-414.117	-414	14.00	0.58	2.00

2. Calibration of pH Meter with Electrode (Manual Temperature Compensation at 25 °C)

Equipment: pH Electrode — **Type:** Combined Electrode
Manufacturer: METTLER TOLEDO — **Model:** InLab Solids
Serial No.: 1156883 — **ID.No.** N/A

Performance of Electrode system (Three-Point Calibration at pH 4, pH 7 and pH 10)

Certified Value @25 °C (pH)	Average Indicator Reading pH	Average Indicator Reading mV	Relative Slope (%)	Uncertainty (± pH)	Coverage Factor (k)
4.008	4.01	187	-	0.0071	2.00
6.865	6.86	22	97.86	0.0075	2.00
10.010	10.01	-160	97.66	0.0086	2.00
6.985	6.99	14	-	0.0093	2.00

N. niyomchart

2008 ซอยอรุณอมรินทร์ 35 ถนนอรุณอมรินทร์ แขวงบางยี่ขัน เขตบางพลัด กรุงเทพมหานคร
2008 Soi 35, Arun Amarin Road, Bang Yi Khan Subdistrict, Bang Phlat District, Bangkok 10700, Thailand
Tel +66(0) 2422 8688 Fax +66(0) 2422 8545

เอกสารไม่ควบคุม

nfi.or.th

สุขสาหกรรมพัฒนาอุตสาหกรรมอาหาร
ศูนย์บริการห้องปฏิบัติการสุขสาหกรรมอาหาร
Foundation for Industrial Development National Food Institute
Food Industrial Laboratory Service Center

NSC-TISI-TIS 17025 CALIBRATION 0061

Calibration Report

Certificate No.: 2302181-001-01
Equipment: Digital Thermometer with RTD (pH Meter)
Resolution: 0.1 °C — Model: SevenEasy pH
Serial No.: 1230525212 — ID No.: UAE.WAS.003/2553
Manufacturer: METTLER TOLEDO

Date of Calibration: 24 March 2023

Location: Chemical Calibration Laboratory, National Food Institute
Environment Condition: Ambient Temperature 25 °C ± 1 °C
Relative Humidity 55 % ± 5 %

Condition of this results of Calibration:

1. Calibration Method : - In house method: W-TE-025 by comparison with standard thermometer.
   - The Calibration is determined by comparing with a known temperature from a standard resistance thermometer.
   - The temperature scale in use at this laboratory is the International Temperature scale of 1990 (ITS-90).
2. Reference Standard Instrument :

Instrument	Model	Serial No.	Certificate No.	Due Date	Through
HANDHELD THERMOMETER	1521	A85997	TE 660039-01	10-Dec-23	NATIONAL FOOD INSTITUTE
Platinum Resistance Thermometer (PRT)	385	509201			

Support Equipment : - Low Temperature Bath (ISOCAL-6), Model: Europa-6 Plus Basic, S/N: 341592/2

3. This certificate is traceable to International System of Units (SI Units).
4. This certificate was certified only for the instrument we calibrated.
5. This result of calibration was found accurate as shown on date and place of calibration only.
6. Condition of Calibrated item : Good
7. Result of Calibration : [X] Without adjustment [ ] After adjustment

N. niyomchart

2008 ซอยอรุณอมรินทร์ 35 ถนนอรุณอมรินทร์ แขวงบางยี่ขัน เขตบางพลัด กรุงเทพมหานคร
2008 Soi 35, Arun Amarin Road, Bang Yi Khan Subdistrict, Bang Phlat District, Bangkok 10700, Thailand
Tel +66(0) 2422 8688 Fax +66(0) 2422 8545

เอกสารไม่ควบคุม

nfi.or.th

สุขสาหกรรมพัฒนามูลนิธิเพื่อสถาบันอาหาร
ศูนย์บริการห้องปฏิบัติการอุตสาหกรรมอาหาร
Foundation for Industrial Development National Food Institute
Food Industrial Laboratory Service Center

NSC-TISI-TIS 17025 CALIBRATION 0061

Calibration Report

Certificate No.: 2302181-001-01

Equipment: Digital Thermometer with RTD (pH Meter)
Resolution: 0.1 °C Model: SevenEasy pH
Serial No.: 1230525212 ID No.: UAE.WAS.003/2553
Manufacturer: METTLER TOLEDO

Date of Calibration: 24 March 2023

Calibration point: 15.0, 25.0 and 30.0 °C

Calibration result:

- The probe was immersed in liquid bath or dry bath to a minimum depth of 120 mm.
- Description of probe, model : N/A S/N : N/A
  Dimension of probe : Diameter 3 mm., Length 120 mm.,
  Sheath material : N/A

UUC* Reading (°C)	Standard Temperature (°C)	Correction Value (°C)	Uncertainty ± (°C)
15.2	14.999	- 0.2	0.12
25.2	24.999	- 0.2	0.12
30.2	29.999	- 0.2	0.12

Note
- UUC* : Unit Under Calibration

The report uncertainty of measurement was based on standard uncertainty multiplied by coverage factor k= 2, providing a level of confidence of approximately 95 %.

--------- End ---------

N. Wongkhat

F-CS-012 Revision: 01 Date: 20-04-65

เอกสารไม่ควบคุม

2008 ซอยสุขุมวิท 36 ถนนสุขุมวิท แขวงคลองตัน เขตคลองเตย กรุงเทพมหานคร
2008 Soi 36, Arun Amarin Road, Bang Yi Khan Subdistrict, Bang Phlat District, Bangkok 10700, Thailand
Tel: +66(0) 2422 8688 Fax: +66(0) 2422 8545
nfi.or.th

สุขสาหกรรมพัฒนามูลนิธิเพื่อสถาบันอาหาร
ศูนย์บริการห้องปฏิบัติการอุตสาหกรรมอาหาร
Foundation for Industrial Development National Food Institute
Food Industrial Laboratory Service Center

NSC-TISI-TIS 17025 CALIBRATION 0061

Calibration Certificate

Certificate No.: 2203135- 001-01
Client name: UNITED ANALYST AND ENGINEERING CONSULTANT CO.,LTD.
Address: 3 Soi Udomsuk 41, Sukhumvit Road,
Bangchack, Prakhanong, Bangkok 10260

Equipment: pH Meter

Manufacturer: HANNA INSTRUMENTS

Model: HI2020-02

Serial No.: C0051107

ID No.: UAE.WAO.005/2557

Order No.: 2203135

Operation No.: 2203135-001

Date of Receipt: 7 June 2022

Date of Calibration: 8 June 2022

Calibrated by Mr.Manas Somsak
Specialist

Approved by (Mr.Pheraphat Tuanjit)
Manager, Division of Calibration Laboratory
Responsible for the Technical Management Team

Date of Issue: 13 June 2022

The uncertainties are for a confidence probability of approximately 95%.

This Certificate is issued in accordance with the conditions of accreditation granted by the Thai Laboratory Accreditation Scheme which has assessed the measurement capability of the laboratory and its traceability to recognized national standards and to the units of measurement realized at the corresponding national standards laboratory. This certificate may not be reproduced other than in full except with the prior written approval of the National Food Institute.

F-CS-009 Revision: 01 Date: 20-04-65

เอกสารไม่ควบคุม

2008 ซอยสุขุมวิท 36 ถนนสุขุมวิท แขวงคลองตัน เขตคลองเตย กรุงเทพมหานคร
2008 Soi 36, Arun Amarin Road, Bang Yi Khan Subdistrict, Bang Phlat District, Bangkok 10700, Thailand
Tel: +66(0) 2422 8688 Fax: +66(0) 2422 8545
nfi.or.th

สุขสาหกรรมพัฒนามูลนิธิเพื่อสถาบันอาหาร
ศูนย์บริการห้องปฏิบัติการอุตสาหกรรมอาหาร
Foundation for Industrial Development National Food Institute
Food Industrial Laboratory Service Center

NSC-TISI-TIS 17025 CALIBRATION 0061

Calibration Report

Certificate No.: 2203135- 001-01

Equipment: pH Meter Resolution: 0.01 pH ; 0.1 mV
Manufacturer: HANNA INSTRUMENTS Model: HI2020-02
Serial No.: C0051107 Type: Bench top
ID No.: UAE.WAO.005/2557

Date of Calibration: 8 June 2022

Location: Chemical Calibration Laboratory, National Food Institute

Environment Condition: Ambient Temperature: (23.5 ± 1.5) °C Relative Humidity: (53 ± 5) %

Condition of Equipment: Good Condition

Condition of this Results of Calibration

1.Calibration Method: In house method : W-CC-002 based on direct measurement by using standard voltage calibrator and certified reference material (CRM)

2. Reference Standards / Certified Reference Material

Instruments	Serial / ID No.	Manufacturer	Certificate No.	Due Date
2.1 DC Voltage Calibrator	2709007	Fluke	SCL-21F-0687	24 June 2022
2.2 Digital Thermometer	2709007	Fluke	CC-640599-01	30 October 2022
2.3 Thermo-Hygro Meter	NFI.BTH005/18	PONPE	QR22-0351	18 February 2023
Certified Reference Material	**Lot. No.**	**Manufacturer**	**Ref N**	**Expire Date**
2.4 pH buffer 4.008 (Primary pH buffer Solution)	805203	CPAchem	PH216.L5	21 April 2024
2.5 pH buffer 6.865 (Primary pH buffer Solution)	805204	CPAchem	PH217.L5	21 April 2024
2.6 pH buffer 10.01 (Primary pH buffer Solution)	805205	CPAchem	PH220.L5	21 April 2023
2.7 pH buffer 7.00 (Standard pH buffer Solution)	805206	CPAchem	PH107.L5	21 April 2023

3. This certification is traceable to The International System of Unit (SI Unit)

3.1 Instruments No.2.1	through	NSC-TISI-TIS 17025 Laboratory Accredition of Calibration No.0075
3.2 Instruments No.2.2	through	NSC-TISI-TIS 17025 Laboratory Accredition of Calibration No.0061
3.3 Instruments No.2.3	through	NSC-TISI-TIS 17025 Laboratory Accredition of Calibration No.0292
3.4 Certified Reference Material No. 2.4 to 2.6	traceable to	Primary measurement method- Harned cell using calibrated thermometer, barometer, and nanovoltmeter.The Standard Solution preparation and certified by CPAchem Ltd is accredited to ISO 17034 and ISO/IEC 17025
3.5 Certified Reference Material No.2.7	traceable to	BIM RefN HI-27 LotN 04.06.2021; BIM RefN HI-28 LotN 28.05.2021; BIM RefN HI-27 LotN 04.06.2021; BIM RefN HI-28 LotN 28.05.2021, the Standard Solution preparation and certified by CPAchem Ltd is accredited to ISO 17034 and ISO/IEC 17025

4. This certificate was certified only for the instrument we calibrated.

5. This result of calibration was found accurate as shown on date and place of calibration only.

F-CS-012 Revision: 01 Date: 20-04-65

เอกสารไม่ควบคุม

2008 ซอยสุขุมวิท 36 ถนนสุขุมวิท แขวงคลองตัน เขตคลองเตย กรุงเทพมหานคร
2008 Soi 36, Arun Amarin Road, Bang Yi Khan Subdistrict, Bang Phlat District, Bangkok 10700, Thailand
Tel: +66(0) 2422 8688 Fax: +66(0) 2422 8545
nfi.or.th

สุขสาหกรรมพัฒนามูลนิธิเพื่อสถาบันอาหาร
ศูนย์บริการห้องปฏิบัติการอุตสาหกรรมอาหาร
Foundation for Industrial Development National Food Institute
Food Industrial Laboratory Service Center

NSC-TISI-TIS 17025 CALIBRATION 0061

Calibration Report

Certificate No.: 2203135- 001-01

Equipment: pH Meter Resolution: 0.01 pH ; 0.1 mV
Manufacturer: HANNA INSTRUMENTS Model: HI2020-02
Serial No.: C0051107 Type: Bench top
ID No.: UAE.WAO.005/2557

Date of Calibration: 8 June 2022

Calibration Results:

1. Calibration of pH Meter (Manual Temperature Compensation at 25 °C)

Nominal pH	DC Voltage Standard (mV)	Average Indicator Reading		Uncertainty (±mV)	Coverage Factor (k)
		mV	pH		
0	414.117	415.9	0.00	0.063	2.00
2	295.811	297.5	2.00	0.063	2.00
4	177.462	179.1	4.00	0.063	2.00
6	59.159	60.8	6.00	0.063	2.00
7	-0.001	1.6	7.00	0.063	2.00
8	-59.159	-57.5	8.00	0.063	2.00
10	-177.463	-175.8	10.00	0.063	2.00
12	-295.812	-294.2	12.00	0.063	2.00
14	-414.119	-412.5	14.00	0.063	2.00

2. Calibration of pH Meter with Electrode (Manual Temperature Compensation at 25 °C)

Equipment: pH Electrode **Type:** Combined Electrode
Manufacturer: HANNA INSTRUMENTS **Model:** HI11310
Serial No.: 078743 **ID.No.** N/A

Performance of Electrode system (Three-Point Calibration at pH4, pH7 and pH10)

Certified Value @25 °C (pH)	Average Indicator Reading		Relative Slope (%)	Uncertainty (± pH)	Coverage Factor (k)
	pH	mV			
4.008	4.01	169.8	96.7	0.0071	2.00
6.865	6.87	6.2	-	0.0075	2.00
10.008	10.01	-174.0	97.0	0.0087	2.00
6.965	6.99	-2.0	-	0.0093	2.00

F-CS-012 Revision: 01 Date: 20-04-65

เอกสารไม่ควบคุม

2008 ซอยสุขุมวิท 36 ถนนสุขุมวิท แขวงคลองตัน เขตคลองเตย กรุงเทพมหานคร
2008 Soi 36, Arun Amarin Road, Bang Yi Khan Subdistrict, Bang Phlat District, Bangkok 10700, Thailand
Tel: +66(0) 2422 8688 Fax: +66(0) 2422 8545
nfi.or.th

Calibration Report

Certificate No.: 2203135-001-01

Equipment: Digital Thermometer with RTD (pH Meter)

Resolution: 0.1 °C Model: HI2020-02

Serial No.: C0051107 ID No.: UAE.WAO.005/2557

Manufacturer: HANNA INSTRUMENTS

Date of Calibration: 8 June 2022

Location: Chemical Calibration Laboratory, National Food Institute

Environment Condition: Ambient Temperature (23.5 ± 1.0) °C

Relative Humidity (53 ± 3) %

Condition of this results of Calibration:

1. Calibration Method :
   - In house method: W-TE-025 by comparison with standard thermometer.
   - The Calibration is determined by comparing with a known temperature from a standard resistance thermometer.
   - The temperature scale in use at this laboratory is the International Temperature scale of 1990 (ITS-90).
2. Reference Standard Instrument :

Instrument	Model	Serial No.	Certificate No.	Due Date	Through
HANDHELD THERMOMETER	1523	2118154	PSL-T 0851/64	24-Jun-22	TISTR
Platinum Resistance Thermometer (PRT)	5627A	877332			

Support Equipment : - Low Temperature Bath (ISOCAL-6), Model: Europa-6 Plus Basic, S/N: 341592/2

3. This certificate is traceable to International System of Units (SI Units).
4. This certificate was certified only for the instrument we calibrated.
5. This result of calibration was found accurate as shown on date and place of calibration only.
6. Condition of Calibrated item : Good
7. Result of Calibration : [X] Without adjustment [ ] After adjustment

F-CS-012 Revision: 01 Date: 20-04-65

เอกสารไม่ควบคุม

สูงสุดทางการแพทย์และนวัตกรรมอาหาร
ศูนย์บริการห้องปฏิบัติการสูงสุดทางการแพทย์
Foundation for Industrial Development National Food Institute
Food Industrial Laboratory Service Center
NSC-TISI-TIS 17025 CALIBRATION 0061

Calibration Report

Certificate No.: 2203135-001-01

Equipment: Digital Thermometer with RTD (pH Meter)

Resolution: 0.1 °C Model: HI2020-02

Serial No.: C0051107 ID No.: UAE.WAO.005/2557

Manufacturer: HANNA INSTRUMENTS

Date of Calibration: 8 June 2022

Calibration point: 15.0, 20.0 and 25.0 °C

Calibration result:

- The probe was immersed in liquid bath or dry bath to a minimum depth of 120 mm.
- Description of probe, model : HI11310 S/N : 78743

Dimension of probe : Diameter 12 mm., Length 120 mm.,

Sheath material : Glass

UUC* Reading (°C)	Standard Temperature (°C)	Correction Value (°C)	Uncertainty ± (°C)
15.1	15.001	-0.1	0.099
20.1	20.002	-0.1	0.099
25.2	25.002	-0.2	0.099

Note - UUC* : Unit Under Calibration

The report uncertainty of measurement was based on standard uncertainty multiplied by coverage factor k = 2, providing a level of confidence of approximately 95 %.

--------- End ---------

F-CS-012 Revision: 01 Date: 20-04-65

2008 ซอยอรุณอมรินทร์ 35 ถนนอรุณอมรินทร์ แขวงบางยี่ขัน เขตบางพลัด กรุงเทพมหานคร
2008 Soi 35, Arun Amarin Road, Bang Yi Khan Subdistrict, Bang Phlat District, Bangkok 10700, Thailand
Tel: +66(0) 2422 8688 Fax: +66(0) 2422 8545
nfi.or.th

เอกสารไม่ควบคุม

DKSH

Certificate of Calibration

Equipment: CONDUCTIVITY METER

Model: Lab 955

Serial No. (or ID.): 16300356

Manufacturer: SI Analytics

Electrode Serial No. 16070067

Condition: In Condition

Certificate No.: C24230059

Issued Date: 16 March 2023

Job No.: KSPR2304472

Page: 1 of 2

Model : LF413T Brand : SI Analytics

Customer: United Analyst and Engineering Consultant Company Limited
3 Soi Udomsuk 41 Sukhumvit Road,
Bangckak, Prakanong, Bangkok 10260 Thailand

Environment Condition: Temperature 23 °C ± 2 °C
Humidity 50 %RH ± 15 %RH

Calibration Place: Environment Laboratory, DKSH Technology Limited.
2533 Sukhumvit Road, Bangchak,
Phrakhanong, Bangkok 10260 Thailand

Calibration By: Mr.Atachai Ngamchanat

Calibration Date: 16 March 2023

The Method used: In house method, CAL-WI-49, base on ASTM D 1125-14 and D 5391-14

Traceability: This certificate is traceable to the SI Units maintained by CRM of NIST(SRM) through CPA chem Co., Ltd. (ISO/IEC 17034) Certificate No. 838312, 838313, 838316

(Mr. Atachai Ngamchanat)
Person in charge

(Mr. Nitinun Srihawan)
Authorized signatory

This certificate is issued the units of measurement according to the International System of Units (SI). It provides traceability of measurement to international or national standard or other recognized national standard laboratories.

The measurement uncertainty stated is the expanded uncertainty which is obtained from the standard uncertainty multiplied by the coverage factor (k=2) to provide a level of confidence of approximately 95%. It is determined in accordance with the Guide to Expression of Uncertainty in Measurement (GUM).

These results may be affected by deviations from specified conditions. The results relate only to the items tested, calibrated or sampled. The report shall not be reproduced except in full without approval of DKSH Technology Limited.

บริษัท ดีเคเอสเอช เทคโนโลยี จำกัด
DKSH Technology Limited
2533 ถนนสุขุมวิท แขวงบางจาก เขตพระโขนง กรุงเทพมหานคร 10260
2533 Sukhumvit Road, Bangchak, Phrakhanong, Bangkok 10260
Phone: +66 2639 7000 Email: info.calibration@dksh.com Website: www.dksh.com/scientific-thailand

เอกสารไม่ควบคุม

DKSH

Calibration Results:

Before Adjustment

Standard Conductivity Solution	Unit Under Calibration Reading	Correction	Coverage Factor (k)	Uncertainty (±)
25.000 µS/cm	24.5 µS/cm	0.500 µS/cm	2.00	0.21 µS/cm
1413.0 µS/cm	1403 µS/cm	10.0 µS/cm	2.00	9.0 µS/cm
111.3 mS/cm	108.5 mS/cm	2.80 mS/cm	2.00	0.67 mS/cm

After Adjustment ; at 1413 µS/cm

Standard Conductivity Solution	Unit Under Calibration Reading	Correction	Coverage Factor (k)	Uncertainty (±)
25.000 µS/cm	24.8 µS/cm	0.200 µS/cm	2.00	0.21 µS/cm
1413.0 µS/cm	1413 µS/cm	0.0 µS/cm	2.00	9.0 µS/cm
111.3 mS/cm	108.8 mS/cm	2.50 mS/cm	2.00	0.67 mS/cm

The End of Certificate

บริษัท ดีเคเอสเอช เทคโนโลยี จำกัด
DKSH Technology Limited
2533 ถนนสุขุมวิท แขวงบางจาก เขตพระโขนง กรุงเทพมหานคร 10260
2533 Sukhumvit Road, Bangchak, Phrakhanong, Bangkok 10260
Phone: +66 2639 7000 Email: info.calibration@dksh.com Website: www.dksh.com/scientific-thailand

เอกสารไม่ควบคุม

Delivering Growth – in Asia and Beyond.
CAL-FM-C24-09: 12 Sep 2022

DKSH

ใบตรวจสอบสภาพเครื่องวัดสิ่งแวดล้อม

เลขที่ใบงาน: KSPR2304472

ชนิดเครื่องมือ: CONDUCTIVITY METER รุ่น: Lab 955 หมายเลขเครื่อง: 16300356

ตรวจสอบ (รับ) 16 Mar 2023 ปกติ	ไม่ปกติ	รายการตรวจเช็ค	ตรวจสอบ (ส่ง) 16 Mar 2023 ปกติ	ไม่ปกติ	หมายเหตุ
		General			
☑	☐	1. ความสมบูรณ์เครื่อง	☑	☐	
☑	☐	2. ความสะอาด (ช่องใส่ตัวอย่าง, ภายใน-นอกเครื่อง)	☑	☐	
☑	☐	3. สวิทช์ ปิด – เปิด เครื่อง (On-Off Swicth)	☑	☐	
☑	☐	4. ปุ่มกด (Keypad)	☑	☐	
☑	☐	5. หน้าจอ (Display, Screen Contrast)	☑	☐	
		Spectrophotometer			
☐	☐	6. แรงดันไฟฟ้า (Battery Backup) >= 2.5 VDC	☐	☐	
☐	☐	7. ตัวหมุนเลือกความยาวคลื่น (Wavelength Control)	☐	☐	
☐	☐	8. ความยาวคลื่น (Wavelength Check)	☐	☐	
☐	☐	9. แหล่งกำเนิดแสง (UV < 3,000 hour)	☐	☐	
☐	☐	10. แหล่งกำเนิดแสง (Visible < 5,000 hour)	☐	☐	
☐	☐	11. ช่องวัดหลายตัวอย่าง (Carousel Module)	☐	☐	
		pH Meter and Conductivity Meter			
☑	☐	12. อิเล็คโทรด (Electrode and Connection Cable)	☑	☐	
☐	☐	13. ระดับสารละลายใน Electrode (Level KCl)	☐	☐	
☐	☐	14. ฝาปิดกันปลาย Electrode (Dust Protection Hood)	☐	☐	
☐	☐	15. ขาจับอิเล็คโทรด (Stand)	☐	☐	
		Turbidimeter			
☐	☐	16. ค่าความขุ่นที่ต่ำสุด (No Sample)	☐	☐	
☐	☐	17. ระดับการส่องสว่างของแสง (>= 2.5 ไม่เกิน 3.0)	☐	☐	
		Automatic titrator			
☐	☐	18. สภาพ Piston Burettes	☐	☐	
☐	☐	19. Function Rinsing and Dosing	☐	☐	
☐	☐	20. ระบบท่อสายยางและอุปกรณ์ประกอบ	☐	☐	

ข้อแนะนำ : Electrode วัดอุณหภูมิได้ 25.1°C โดย Control Waterbath ที่ 25.0 ±0.1°C

Mr.Atachai Ngamchanat

Service Engineer

บริษัท ดีเคเอสเอช เทคโนโลยี จำกัด
DKSH Technology Limited
2533 ถนนสุขุมวิท แขวงบางจาก เขตพระโขนง กรุงเทพมหานคร 10260
2533 Sukhumvit Road, Bangchak, Phrakhanong, Bangkok 10260
Phone: +66 2639 7000 Email: info.calibration@dksh.com Website: www.dksh.com/scientific-thailand

Delivering Growth – in Asia and Beyond.

CAL-FM-R31-03: 20 Jul 2022

เอกสารไม่ควบคุม

TECHNOLOGY PROMOTION ASSOCIATION (THAILAND-JAPAN)
CORPORATE SERVICES 3: EQUIPMENT CALIBRATION AND TESTING SERVICES
534/4 PATTANAKARN ROAD SOI 18, SUANLUANG, SUANLUANG BANGKOK 10250
TEL. 0-2717-3000-27 FAX. 0-2719-9484

ilac-MRA

NSC-TISI-TIS17025 CALIBRATION 0058

Cert.No.: 22MM210
Page.: 1 of 3

Certificate of Calibration

Equipment :	Electronic Balance
Manufacturer :	Mettler Toledo
Model :	XSR205
Serial No. :	C009071872
ID No. :	UAE.WAO.012/2563
Submitted by :	United Analyst and Engineering Consulant Co.,Ltd. 3 Soi Udomsuk 41, Sukhumvit Road, Bangchak, Phakhanong, Bangkok 10260
Location :	Balance Room
Received order :	26 April 2022
Calibration Date :	26 April 2022
Ambient Temperature :	15 °C to 40 °C
Relative Humidity :	30 % to 90 %
Calibrated by :	Kunchit Promprat
Approved by :	Approved Signatory

( ) Pornthippa Tameyakul
(✓) Malee Butkruea
( ) Suwit Imjai

Issue Date : 29 April 2022

The Uncertainties are for a confidence probability of approximately 95%

This certificate may not be reproduced other than in full, except with the prior written Approval of the head of Corporate Services 3 : Equipment Calibration and Testing Services.

เอกสารไม่ควบคุม

Equipment : Electronic Balance
Condition As-Received : Used Item
Reference : 2204-0542OC-1

Cert.No.: 22MM210
Page: 2 of 3

Procedure used :-

Calibration were conducted using in-house calibration procedure CP-OB01 according to direct measurement method against standard weight.

Condition of this result of calibration

1. Reference standard instruments:-

Instruments	Model	Serial No.	ID No.	Test report No.	Due date
1) Standard Weight Set (E2)	15884	-	70RC138	MM-0009-21	3 Feb 2023

2. This certificate is valid only to the item calibrated on date and place of calibration.
3. This result of calibration was made on requested at the point specified by customer.
4. This certificate is not certified for any commercial transaction.
5. This certification is traceable to the International System of Unit.

Result of calibration ( ) Without Adjustment (*) After Adjustment by Internal Calibration

Range capacity : 0 g to 81 g **Resolution** 0.00001 g
81 g to 220 g **Resolution** 0.0001 g

Before Adjustment :

Applied Weight (g)	Balance Reading (g)	Correction (g)	Measurement Uncertainty (± mg)	Coverage Factor (k)
80	80.00004	-0.00004	0.15	2.00
200	199.9999	+0.0001	0.35	2.00

After Adjustment :

1. **Determination of the standard deviation of weighing machine** (n = 10)

Applied Weight (g)	Standard Deviation of Reading (g)
80	0.000008
200	0.00005

Malee

เอกสารไม่ควบคุม

Equipment : Electronic Balance
Condition As-Received : Used Item
Reference : 2204-0542OC-1

Cert.No.: 22MM210
Page: 3 of 3

Result of calibration

2. **Effect of off center loading**

A mass of 100 g was placed to various position on the pan.
The weighing machine reading error obtained is given in the table

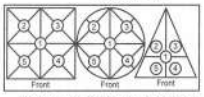

Position 1 (g)	Position 2 (g)	Position 3 (g)	Position 4 (g)	Position 5 (g)	Maximum difference between off-center and central loading (g)
-0.0002	-0.0001	0.0000	-0.0002	-0.0002	0.0002

3. **Departure from nominal value**

Applied Weight (g)	Balance Reading (g)	Correction (g)	Measurement Uncertainty (± mg)	Coverage Factor (k)
Unload	0.00000	0.00000	0.016	2.13
0.05	0.05001	-0.00001	0.016	2.13
0.1	0.10001	-0.00001	0.017	2.11
1	1.00002	-0.00002	0.019	2.05
5	5.00003	-0.00003	0.026	2.00
20	20.00008	-0.00008	0.049	2.00
50	50.00010	-0.00010	0.080	2.00
80	80.00014	-0.00014	0.15	2.00
100	100.0001	-0.0001	0.21	2.00
150	150.0001	-0.0001	0.29	2.00
200	200.0001	-0.0001	0.35	2.00

The reported uncertainty of measurement was based on a standard uncertainty multiplied by a coverage factor *k* , providing a level of confidence of approximately 95 %.

-oOo-

Malee

เอกสารไม่ควบคุม

TECHNOLOGY PROMOTION ASSOCIATION (THAILAND-JAPAN)
CORPORATE SERVICES 3: EQUIPMENT CALIBRATION AND TESTING SERVICES
534/4 PATTANAKARN ROAD SOI 18, SUANLUANG, SUANLUANG BANGKOK 10250
TEL. 0-2717-3000-27 FAX. 0-2719-9484

Cert. No.: 22TM1490
Page : 1 of 3

Certificate of Calibration

Equipment :	Hot Air Oven
Manufacturer :	Memmert
Model :	UF 55
Serial No. :	B216.1666
ID No. :	UAE.WAO.027/2559
Submitted by :	United Analyst and Engineering Consultant Co.,Ltd. 3 Soi Udomsuk 41, Sukhumvit Road, Bangchak, Phrakhanong, Bangkok 10260
Location :	Lab Floor 2
Received Order :	19 October 2022
Calibration Date :	19 October 2022
Ambient Temperature :	(26 ± 10) °C
Relative Humidity :	(50 ± 30) %
Calibrated by :	Preecha Hlahib
Approved by :	Approved Signatory

( ) Pornthippa Tameyakul
( ) Malee Butkruea
(✓) Suwit Imjai

Issue Date : 31 October 2022

The Uncertainties are for a confidence probability of approximately 95%

This certificate may not be reproduced other than in full, except with the prior written
Approval of the head of Corporate Services 3 : Equipment Calibration and Testing Services.

เอกสารไม่ควบคุม

Cert. No.: 22TM1490
Page : 2 of 3

Equipment : Hot Air Oven
Condition As-Received : Used Item
Reference : 2210-0575OC-1

Procedure Used :-

Calibration were conducted using calibration procedure CP-OT02 according to direct measurement method with Data Acquisition which connected with Resistance Temperature Detector (RTD) and Thermocouple Type T.

The temperature scale used was based on ITS-90.

Condition of this result of calibration

1. Reference standard instrument:-

Instrument	Model	Serial No.	Cert. No.	Due Date
1) Data Acquisition	34970A	MY41021843	22LM4	10 Jan 2023

2. This certificate is valid only to the item calibrated on date and place of calibration.
3. This certification is traceable to the International System of Unit.

Result of Calibration :- (*) Without Adjustment
Function of UUC* : Temperature Source
Fresh air setting : Close

Environment during calibration	Beginning	Finished
Temp. (°C)	29	30
REL.Humid. (%)	47	40
AC Supply (Volt)	221	220

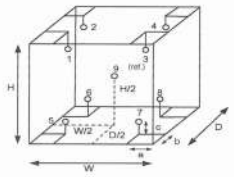

Position :	Ref. Std. ID No.: @ Calibration Point (104) °C	(140,180) °C
1	18-04RTD-01	21-04TC-01
2	18-04RTD-02	21-04TC-02
3	18-04RTD-03	21-04TC-03
4	18-04RTD-04	21-04TC-04
5	18-04RTD-05	21-04TC-05
6	18-04RTD-06	21-04TC-06
7	18-04RTD-07	21-04TC-07
8	18-04RTD-08	21-04TC-08
9 (ref.)	18-04RTD-09	21-04TC-09

Probe Installation Details :

a =	5.0	cm
b =	5.0	cm
c =	5.0	cm

Dimension of Chamber :

D =	0.33	m
W =	0.40	m
H =	0.40	m
Capacity =	0.053	m³

เอกสารไม่ควบคุม

Cert. No.: 22TM1490
Page : 3 of 3

Equipment : Hot Air Oven
Condition As-Received : Used Item
Reference : 2210-0575OC-1
Result of Calibration :- (*) Without Adjustment
Function of UUC* : Temperature Source
Fresh air setting : Close

Calibration Point (°C)	UUC* Setting (°C)	UUC* Reading (°C)	Temperature stability (± °C)	Temperature uniformity (°C)	Overall Variation (°C)	Uncertainty (±°C)	Coverage Factor *k*
104.0	104.0	104.0	0.061	1.3	1.7	0.42	2
140.0	140.0	140.0	0.14	2.3	2.4	1.1	2
180.0	180.0	180.0	0.21	3.5	3.6	1.3	2

Calibration Point (°C)	Measured Temperature (°C) Position 1	2	3	4	5	6	7	8	9 (ref.)
104.0	103.076	103.876	103.777	104.124	104.667	104.426	104.012	103.928	104.370
140.0	138.199	139.189	138.808	139.550	140.266	139.622	139.293	139.385	140.369
180.0	177.930	179.267	178.643	179.753	181.011	180.093	179.496	179.743	181.278

Average* : The average of 30 values in each position.
Temperature stability : One-half of the greatest maximum difference of measured temperature at any one sensor
Temperature uniformity : The maximum difference of measured temperatures at any sensors and the measured temperature at the reference location which are observed at the same time or at as close an observation time as possible to determine the temperature pattern or homogeneity within the chamber under steady-state conditions.
Overall Variation : The Difference of the maximum and minimum measured temperatures throughout observation
UUC* : Unit Under Calibration
Note : The reported uncertainty of measurement was included stability and excluded uniformity .

The reported uncertainty of measurement was based on a standard uncertainty multiplied by a coverage factor *k*, providing a level of confidence of approximately 95 %.

-o0o-

เอกสารไม่ควบคุม

TECHNOLOGY PROMOTION ASSOCIATION (THAILAND-JAPAN)
CORPORATE SERVICES 3: EQUIPMENT CALIBRATION AND TESTING SERVICES
534/4 PATTANAKARN ROAD SOI 18, SUANLUANG, SUANLUANG BANGKOK 10250
TEL. 0-2717-3000-29 FAX. 0-2719-9484

Cert. No.: 23TM249
Page : 1 of 3

Certificate of Calibration

Equipment :	BOD Incubator
Manufacturer :	Arco
Model :	UC4-1320
Serial No. :	13URC4S013201
ID No. :	UAE.WAO.015/2561
Submitted by :	United Analyst and Engineering Consultant Co.,Ltd. 3 Soi Udomsuk 41, Sukhumvit Road, Bangchak, Phrakhanong, Bangkok 10260
Location :	Lab Floor 2
Received Order :	15 February 2023
Calibration Date :	15 February 2023
Ambient Temperature :	(26 ± 10) °C
Relative Humidity :	(50 ± 30) %
Calibrated by :	Preecha Hlahib
Approved by :	Approved Signatory

( ) Pornthippa Tameyakul
(✓) Malee Butkruea
( ) Suwit Imjai

Issue Date : 24 February 2023

The Uncertainties are for a confidence probability of approximately 95%

This certificate may not be reproduced other than in full, except with the prior written
Approval of the head of Corporate Services 3 : Equipment Calibration and Testing Services.

เอกสารไม่ควบคุม

Equipment : BOD Incubator
Condition As-Received : Used Item
Reference : 2302-0297OC-1

Cert. No.: 23TM249
Page : 2 of 3

Procedure Used :-

Calibration were conducted using calibration procedure CP-OT02 according to direct measurement method with Data Acquisition which connected with Resistance Temperature Detector (RTD).

The temperature scale used was based on ITS-90.

Condition of this result of calibration

1. Reference standard instrument:-

Instrument	Model	Serial No.	Cert. No.	Due Date
1) Data Acquisition	34972A	MY57013711	22LM93	02 Jul 2023

2. This certificate is valid only to the item calibrated on date and place of calibration.
3. This certification is traceable to the International System of Unit.

Result of Calibration :- (*) Without Adjustment
Function of UUC* : Temperature Source
Fresh air setting : Not Available

Environment during calibration		
	Beginning	Finished
Temp. (°C)	29	31
REL.Humid. (%)	63	67
AC Supply (Volt)	220	220

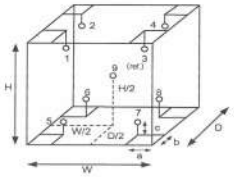

Position :	Ref. Std. ID No.:
1	22-18RTD-2/1
2	18RTD-2/2
3	18RTD-2/3
4	18RTD-2/4
5	18RTD-2/5
6	18RTD-2/6
7	18RTD-2/7
8	18RTD-2/8
9 (ref.)	18RTD-2/9

Probe Installation Details :

a =	10	cm
b =	10	cm
c =	10	cm

Dimension of Chamber :

D =	0.62	m
W =	1.2	m
H =	1.2	m
Capacity =	0.89	m³

เอกสารไม่ควบคุม

a 1149512

Equipment : BOD Incubator
Condition As-Received : Used Item
Reference : 2302-0297OC-1

Cert. No.: 23TM249
Page : 3 of 3

Result of Calibration :- (*) Without Adjustment
Function of UUC* : Temperature Source
Fresh air setting : Not Available

Calibration Point (°C)	UUC* Setting (°C)	UUC* Reading (°C)	Temperature stability (± °C)	Temperature uniformity (°C)	Overall Variation (°C)	Uncertainty (±°C)	Coverage Factor *k*
20.0	20.0	19.3	0.32	0.57	1.0	0.60	2

Calibration Point (°C)	Measured Temperature (°C) Position								
	1	2	3	4	5	6	7	8	9 (ref.)
20.0	20.086	19.916	20.386	19.976	19.973	19.838	19.837	19.821	19.949

Average* : The average of 30 values in each position.
Temperature stability : One-half of the greatest maximum difference of measured temperature at any one sensor.
Temperature uniformity : The maximum difference of measured temperatures at any sensors and the measured temperature at the reference location which are observed at the same time or at as close an observation time as possible to determine the temperature pattern or homogeneity within the chamber under steady-state conditions.
Overall Variation : The Difference of the maximum and minimum measured temperatures throughout observation.
UUC* : Unit Under Calibration
Note : The reported uncertainty of measurement was included stability and excluded uniformity .

The reported uncertainty of measurement was based on a standard uncertainty multiplied by a coverage factor *k*, providing a level of confidence of approximately 95 %.

-o0o-

เอกสารไม่ควบคุม

a 1149512

TECHNOLOGY PROMOTION ASSOCIATION (THAILAND-JAPAN)
CORPORATE SERVICES 3: EQUIPMENT CALIBRATION AND TESTING SERVICES
534/4 PATTANAKARN ROAD SOI 18, SUANLUANG, SUANLUANG BANGKOK 10250
TEL. 0-2717-3000-29 FAX. 0-2719-9484

NSC-TISI-TIS17025 CALIBRATION 0008

Cert. No.: 23TM375
Page : 1 of 3

Certificate of Calibration

Equipment : BOD Incubator
Manufacturer : ARCO
Model : UR-1320
Serial No. : -
ID No. : UAE.WAO.018/2551
Submitted by : United Analyst and Engineering Consultant Co.,Ltd.
3 Soi Udomsuk 41, Sukhumvit Road,
Bangchak, Phrakhanong,
Bangkok 10260
Location : Lab Floor 2
Received Order : 11 April 2023
Calibration Date : 12 April 2023
Ambient Temperature : (26 ± 10) °C
Relative Humidity : (50 ± 30) %
Calibrated by : Krisda Malee
Approved by : Approved Signatory

( ) Pornthippa Tameyakul
(✓) Malee Butkruea
( ) Suwit Imjai

Issue Date : 24 April 2023

The Uncertainties are for a confidence probability of approximately 95%

This certificate may not be reproduced other than in full, except with the prior written Approval of the head of Corporate Services 3 : Equipment Calibration and Testing Services.

เอกสารไม่ควบคุม

A 0053360

Equipment : BOD Incubator
Condition As-Received : Used Item
Reference : 2304-0156OC-2

Cert. No.: 23TM375
Page : 2 of 3

Procedure Used :-

Calibration were conducted using calibration procedure CP-OT02 according to direct measurement method with Data Acquisition which connected with Resistance Temperature Detector (RTD).

The temperature scale used was based on ITS-90.

Condition of this result of calibration

1. Reference standard instrument:-

Instrument	Model	Serial No.	Cert. No.	Due Date
1) Data Acquisition	34972A	MY59003411	22LM165	26 Nov 2023

2. This certificate is valid only to the item calibrated on date and place of calibration.
3. This certification is traceable to the International System of Unit.

Result of Calibration :- (*) Without Adjustment
Function of UUC* : Temperature Source
Fresh air setting : Not Available

Environment during calibration		
	Beginning	Finished
Temp. (°C)	28	27
REL.Humid. (%)	42	45
AC Supply (Volt)	219	220

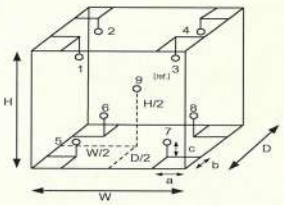

Position :	Ref. Std. ID No.:
1	20RTD-2/1
2	20RTD-2/2
3	20RTD-2/3
4	20RTD-2/4
5	20RTD-2/5
6	20RTD-2/6
7	20RTD-2/7
8	20RTD-2/8
9 (ref.)	20RTD-2/9

Probe Installation Details :

a =	10	cm
b =	10	cm
c =	10	cm

Dimension of Chamber :

D =	0.62	m
W =	1.2	m
H =	1.2	m
Capacity =	0.89	m³

เอกสารไม่ควบคุม

a 1158259

Equipment : BOD Incubator
Condition As-Received : Used Item
Reference : 2304-0156OC-2
Result of Calibration :- (*) Without Adjustment
Function of UUC* : Temperature Source
Fresh air setting : Not Available

Cert. No.: 23TM375
Page : 3 of 3

Calibration Point (°C)	UUC* Setting (°C)	UUC* Reading (°C)	Temperature stability (± °C)	Temperature uniformity (°C)	Overall Variation (°C)	Coverage Factor *k*
20.0	20.0	20.0	0.48	0.42	1.2	2

Calibration Point (°C)	Measured Temperature (°C) Position 1	2	3	4	5	6	7	8	9 (ref.)	Uncertainty (±°C)
20.0	20.040	20.170	20.263	20.093	19.749	19.704	19.920	20.191	20.020	0.66

Average* : The average of 30 values in each position.
Temperature stability : One-half of the greatest maximum difference of measured temperature at any one sensor.
Temperature uniformity : The maximum difference of measured temperatures at any sensors and the measured temperature at the reference location which are observed at the same time or at as close an observation time as possible to determine the temperature pattern or homogeneity within the chamber under steady-state conditions.
Overall Variation : The Difference of the maximum and minimum measured temperatures throughout observation.
UUC* : Unit Under Calibration
Note : The reported uncertainty of measurement was included stability and excluded uniformity .

The reported uncertainty of measurement was based on a standard uncertainty multiplied by a coverage factor *k*, providing a level of confidence of approximately 95 %.

-o0o-

เอกสารไม่ควบคุม

a 1158258

สุขสาหกรรมพัฒนาอุตสาหกรรมอาหาร
ศูนย์บริการห้องปฏิบัติการสุขสาหกรรมอาหาร
Foundation for Industrial Development National Food Institute
Food Industrial Laboratory Service Center

NSC-TISI-TIS 17025 CALIBRATION 0081

Calibration Certificate

Certificate No.: 2203120-001-01
Client name: UNITED ANALYST AND ENGINEERING CONSULTANT CO., LTD.
Address: 3 Soi Udomsuk 41, Sukhumvit Road, Bangchack, Prakhanong, Bangkok 10260

Page 1 of 3

Equipment: Electronic Balance
Manufacturer: METTLER TOLEDO
Model: AB204-S/FACT
Serial No.: 1129361010
ID No.: UAE.WAS.002/2552
Order No.: 2203120
Operation No.: 2203120-001
Date of Receipt: 1 June 2022
Date of Calibration: 1 June 2022

Calibrated by Mr.Taveesak Seilee, Scientist
Approved by (Mr.Pheraphat Tuanjit), Manager, Division of Calibration Laboratory, Responsible for the Technical Management Team
Date of Issue: 7 June 2022

The uncertainties are for a confidence probability of approximately 95%

This Certificate is issued in accordance with the conditions of accreditation granted by the Thai Laboratory Accreditation Scheme which has assessed the measurement capability of the laboratory and its traceability to recognized national standards and to the units of measurement realized at the corresponding national standards laboratory. This certificate may not be reproduced other than in full except with the prior written approval of the National Food Institute.

F-CS-009 Revision: 01 Date: 20-04-65

เอกสารไม่ควบคุม

2008 ซอยอรุณอมรินทร์ 36 ถนนอรุณอมรินทร์ แขวงบางยี่ขัน เขตบางพลัด กรุงเทพมหานคร 10700
2008 Soi 36, Arun Amarin Road, Bang Yi Khan Subdistrict, Bang Phlat District, Bangkok 10700, Thailand
Tel +66(0) 2422 8888 Fax +66(0) 2422 8545
nfi.or.th

สุขสาหกรรมพัฒนาอุตสาหกรรมอาหาร
ศูนย์บริการห้องปฏิบัติการสุขสาหกรรมอาหาร
Foundation for Industrial Development National Food Institute
Food Industrial Laboratory Service Center

NSC-TISI-TIS 17025 CALIBRATION 0081

Calibration Report

Certificate No.: 2203120-001-01
Equipment: Electronic Balance
Manufacturer: METTLER TOLEDO
Model: AB204-S/FACT
Resolution: 0.0001 g
Serial No.: 1129361010
ID No.: UAE.WAS.002/2552
Capacity: 220 g
Date of Calibration: 1 June 2022

Page 2 of 3

Environment Condition: Ambient Temperature: 19.9 ± 0.3 °C Relative Humidity: 45 ± 1.5 %
Place of Calibration: 108, Balance Room, UNITED ANALYST AND ENGINEERING CONSULTANT CO., LTD.
Condition of Equipment: Good Condition
Condition of This Results of Calibration:
1. Calibration Method: NFI Method W-MA-001 In-House Method based on UKAS Lab 14 : 2019
2. Reference Standards:

Reference Standard	Model	Serial No.	Calibrated By	Certificate No.	Due Date
Standard Weight Class E2	1-500mg	B308068554	TCS	M22010205	6 January 2023
Standard Weight Class E2	1-500g	B308068128	TCS	M22010215	6 January 2023

Instrument	Model	Serial No.	Calibrated By	Certificate No.	Due Date
Thermo-Hygro Meter	PONPE 490	NFI.BTH 010/18	Quality Reborn	QR22-0350	18 February 2023

3. This certification is traceable to SI UNIT
4. This certificate was certified only for the instrument we calibrated.
5. This result of calibration was found accurate as shown on date and place of calibration only.

Calibration Results:
1. Repeatability of Reading:

Nominal Value (g)	Standard Deviation of Reading (g)
100	0.000048
200	0.000052

2. Off-Center Error:
A mass of 50 g was placed and moved to various position on pan.
The balance reading obtained is given in the table.

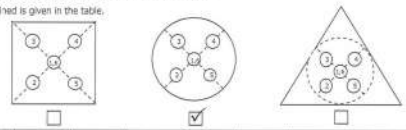

1 (g)	2 (g)	3 (g)	4 (g)	5 (g)	6 (g)	(Maximum Difference) (g)
49.9999	49.9998	49.9998	49.9999	49.9998	49.9998	0.0001

F-CS-012 Revision: 01 Date: 20-04-65

เอกสารไม่ควบคุม

2008 ซอยอรุณอมรินทร์ 36 ถนนอรุณอมรินทร์ แขวงบางยี่ขัน เขตบางพลัด กรุงเทพมหานคร 10700
2008 Soi 36, Arun Amarin Road, Bang Yi Khan Subdistrict, Bang Phlat District, Bangkok 10700, Thailand
Tel +66(0) 2422 8888 Fax +66(0) 2422 8545
nfi.or.th

สุขสาหกรรมพัฒนาอุตสาหกรรมอาหาร
ศูนย์บริการห้องปฏิบัติการสุขสาหกรรมอาหาร
Foundation for Industrial Development National Food Institute
Food Industrial Laboratory Service Center

NSC-TISI-TIS 17025 CALIBRATION 0081

Calibration Report

Certificate No.: 2203120-001-01
Equipment: Electronic Balance
Manufacturer: METTLER TOLEDO
Model: AB204-S/FACT
Resolution: 0.0001 g
Serial No.: 1129361010
ID No.: UAE.WAS.002/2552
Capacity: 220 g
Date of Calibration: 1 June 2022

Page 3 of 3

Calibration Results: (Continued)
Calibration Range: 0 - 200 g
Calibration Adjustment: Internal Calibration
3. Departure from Nominal Value:

Nominal Value (g)	Standard Value (g)	Average Reading (g)	Correction (g)	Uncertainty (± g)	Coverage Factor *k*
Unload	0.00000	0.0000	0.0000	0.000088	2.00
0.01	0.01000	0.0100	0.0000	0.000088	2.00
0.05	0.05000	0.0499	0.0001	0.000088	2.00
0.1	0.10000	0.1000	0.0000	0.000088	2.00
0.2	0.20000	0.2000	0.0000	0.000088	2.00
0.5	0.50000	0.5000	0.0000	0.000088	2.00
1	1.00000	0.9999	0.0001	0.000088	2.00
2	2.00000	1.9999	0.0001	0.000089	2.00
5	5.00000	5.0000	0.0000	0.000089	2.00
10	9.99998	9.9999	0.0001	0.000092	2.00
20	19.99999	19.9999	0.0001	0.000094	2.00
50	49.99990	49.9999	0.0000	0.00012	2.00
70	69.99989	69.9998	0.0001	0.00014	2.00
100	100.00001	99.9999	0.0001	0.00017	2.00
150	149.99991	149.9997	0.0002	0.00022	2.00
200	200.00007	199.9998	0.0003	0.00030	2.00

The reported uncertainty of measurement was based on a standard uncertainty multiplied by a coverage factor *k* , providing a level of confidence of approximately 95 %.

---------- End ----------

F-CS-012 Revision: 01 Date: 20-04-65

เอกสารไม่ควบคุม

2008 ซอยอรุณอมรินทร์ 36 ถนนอรุณอมรินทร์ แขวงบางยี่ขัน เขตบางพลัด กรุงเทพมหานคร 10700
2008 Soi 36, Arun Amarin Road, Bang Yi Khan Subdistrict, Bang Phlat District, Bangkok 10700, Thailand
Tel +66(0) 2422 8888 Fax +66(0) 2422 8545
nfi.or.th

TECHNOLOGY PROMOTION ASSOCIATION (THAILAND-JAPAN)
CORPORATE SERVICES 3: EQUIPMENT CALIBRATION AND TESTING SERVICES
534/4 PATTANAKARN ROAD SOI 18, SUANLUANG, SUANLUANG BANGKOK 10250
TEL. 0-2717-3000-29 FAX. 0-2719-9484

Cert. No.: 23TM378
Page : 1 of 3

Certificate of Calibration

Equipment : Incubator

Manufacturer : Memmert

Model : IPP 260

Serial No. : V615.0187

ID No. : UAE.MIC.003/2559

Submitted by : United Analyst and Engineering Consultant Co.,Ltd.
3 Soi Udomsuk 41, Sukhumvit Road,
Bangchak, Phrakhanong,
Bangkok 10260

Location : Microbiology Laboratory

Received Order : 11 April 2023
Calibration Date : 12 April 2023
Ambient Temperature : (26 ± 10) °C
Relative Humidity : (50 ± 30) %

Calibrated by : Preecha Hlahib

Approved by : Malu.
Approved Signatory

( ) Pornthippa Tameyakul
(✓) Malee Butkruea
( ) Suwit Imjai

Issue Date : 24 April 2023

The Uncertainties are for a confidence probability of approximately 95%

This certificate may not be reproduced other than in full, except with the prior written
Approval of the head of Corporate Services 3 : Equipment Calibration and Testing Services.

เอกสารไม่ควบคุม

Cert. No.: 23TM378
Page : 2 of 3

Equipment : Incubator
Condition As-Received : Used Item
Reference : 2304-0155OC-1

Procedure Used :-

Calibration were conducted using calibration procedure CP-OT02 according to direct measurement method with Data Acquisition which connected with Resistance Temperature Detector (RTD).

The temperature scale used was based on ITS-90.

Condition of this result of calibration

1. Reference standard instrument:-

Instrument	Model	Serial No.	Cert. No.	Due Date
1) Data Acquisition	34972A	MY49001451	23LM27	25 Feb 2024

2. This certificate is valid only to the item calibrated on date and place of calibration.
3. This certification is traceable to the International System of Unit.

Result of Calibration :- (*) Without Adjustment
Function of UUC* : Temperature Source
Fresh air setting : Not Available

Environment during calibration	Beginning	Finished
Temp. (°C)	25	26
REL.Humid. (%)	57	61
AC Supply (Volt)	220	220

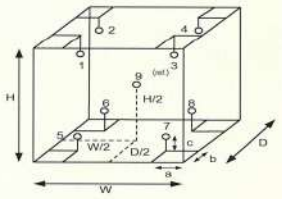

Position :	Ref. Std. ID No.:
1	19RTD-2/1
2	19RTD-2/2
3	19RTD-2/3
4	19RTD-2/4
5	19RTD-2/5
6	19RTD-2/6
7	19RTD-2/7
8	19RTD-2/8
9 (ref.)	19RTD-2/9

Probe Installation Details :
a = 5.0 cm
b = 5.0 cm
c = 5.0 cm

Dimension of Chamber :
D = 0.50 m
W = 0.64 m
H = 0.80 m
Capacity = 0.26 m³

เอกสารไม่ควบคุม

Cert. No.: 23TM378
Page : 3 of 3

Equipment : Incubator
Condition As-Received : Used Item
Reference : 2304-0155OC-1
Result of Calibration :- (*) Without Adjustment
Function of UUC* : Temperature Source
Fresh air setting : Not Available

Calibration Point (°C)	UUC* Setting (°C)	UUC* Reading (°C)	Temperature stability (± °C)	Temperature uniformity (°C)	Overall Variation (°C)	Coverage Factor k
35.0	35.0	35.0	0.052	0.53	0.60	2

Calibration Point	Measured Temperature (°C) Position									Uncertainty
(°C)	1	2	3	4	5	6	7	8	9 (ref.)	(±°C)
35.0	35.092	35.148	34.817	35.149	34.894	35.323	34.773	35.058	34.802	0.30

Average* : The average of 30 values in each position.
Temperature stability : One-half of the greatest maximum difference of measured temperature at any one sensor.
Temperature uniformity : The maximum difference of measured temperatures at any sensors and the measured temperature at the reference location which are observed at the same time or at as close an observation time as possible to determine the temperature pattern or homogeneity within the chamber under steady-state conditions.
Overall Variation : The Difference of the maximum and minimum measured temperatures throughout observation.
UUC* : Unit Under Calibration
Note : The reported uncertainty of measurement was included stability and excluded uniformity .

The reported uncertainty of measurement was based on a standard uncertainty multiplied by a coverage factor *k*, providing a level of confidence of approximately 95 %.

-o0o-

เอกสารไม่ควบคุม

TECHNOLOGY PROMOTION ASSOCIATION (THAILAND-JAPAN)
CORPORATE SERVICES 3: EQUIPMENT CALIBRATION AND TESTING SERVICES
534/4 PATTANAKARN ROAD SOI 18, SUANLUANG, SUANLUANG BANGKOK 10250
TEL. 0-2717-3000-27 FAX. 0-2719-9484

Cert. No.: 22TM503
Page.: 1 of 3

Certificate of Calibration

Equipment : Incubator

Manufacturer : Memmert

Model : IPP 260

Serial No. : V618.0033

ID No. : UAE.MIC.021/2561

Submitted by : United Analyst and Engineering Consultant Co.,Ltd.
3 Soi Udomsuk 41, Sukhumvit Road,
Bangchak, Phrakhanong,
Bangkok 10260

Location : Microbiology Laboratory (302)

Received Order : 3 May 2022
Calibration Date : 3 May 2022
Ambient Temperature : (26 ± 10) °C
Relative Humidity : (50 ± 30) %

Calibrated by : Krisda Malee

Approved by : Malu.
Approved Signatory

( ) Pornthippa Tameyakul
(✓) Malee Butkruea
( ) Suwit Imjai

Issue Date : 10 May 2022

The Uncertainties are for a confidence probability of approximately 95%

This certificate may not be reproduced other than in full, except with the prior written
Approval of the head of Corporate Services 3 : Equipment Calibration and Testing Services.

เอกสารไม่ควบคุม

Equipment : Incubator
Condition As-Received : Used Item
Reference : 2205-0003OC-4

Cert. No.: 22TM503

Procedure Used :-

Calibration were conducted using calibration procedure CP-OT02 according to direct measurement method with Data Acquisition which connected with Resistance Temperature Detector (RTD).

The temperature scale used was based on ITS-90.

Condition of this result of calibration

1. Reference standard instrument:-

Instrument	Model	Serial No.	Cert. No.	Due Date
1) Data Acquisition	34970A	MY49023932	21LM8	06 Jul 2022

2. This certificate is valid only to the item calibrated on date and place of calibration.
3. This certification is traceable to the International System of Unit.

Result of Calibration :- (*) Without Adjustment
Function of UUC* : Temperature Source
Fresh air setting : Not Available

Environment during calibration	Beginning	Finished
Temp. (°C)	23	22
REL.Humid. (%)	53	54
AC Supply (Volt)	221	220

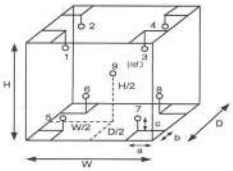

Position :	Ref. Std. ID No.:
1	20-16RTD-01
2	20-16RTD-02
3	20-16RTD-03
4	20-16RTD-04
5	20-16RTD-05
6	20-16RTD-06
7	20-16RTD-07
8	20-16RTD-08
9 (ref.)	20-16RTD-09

Probe Installation Details :

a = 5.0 cm
b = 5.0 cm
c = 5.0 cm

Dimension of Chamber :

D = 0.50 m
W = 0.64 m
H = 0.80 m
Capacity = 0.26 m³

เอกสารไม่ควบคุม

Equipment : Incubator
Condition As-Received : Used Item
Reference : 2205-0003OC-4

Cert. No.: 22TM503

Result of Calibration :- (*) Without Adjustment
Function of UUC* : Temperature Source
Fresh air setting : Not Available

Calibration Point (°C)	UUC* Setting (°C)	UUC* Reading (°C)	Temperature stability (± °C)	Temperature uniformity (°C)	Overall Variation (°C)	Uncertainty (±°C)	Coverage Factor *k*
22.0	22.0	22.0	0.051	0.095	0.19	0.30	2
44.0	44.0	44.0	0.10	0.83	1.2	0.32	2

Calibration Point	Measured Temperature (°C)								
	Position								
(°C)	1	2	3	4	5	6	7	8	9 (ref.)
22.0	22.238	22.200	22.139	22.207	22.184	22.178	22.136	22.169	22.161
44.0	44.604	44.670	44.240	44.315	43.974	44.446	43.584	44.209	44.306

Average* : The average of 30 values in each position.
Temperature stability : One-half of the greatest maximum difference of measured temperature at any one sensor.
Temperature uniformity : The maximum difference of measured temperatures at any sensors and the measured temperature at the reference location which are observed at the same time or at as close an observation time as possible to determine the temperature pattern or homogeneity within the chamber under steady-state conditions.
Overall Variation : The Difference of the maximum and minimum measured temperatures throughout observation.
UUC* : Unit Under Calibration
Note : The reported uncertainty of measurement was included stability and excluded uniformity .

The reported uncertainty of measurement was based on a standard uncertainty multiplied by a coverage factor *k*, providing a level of confidence of approximately 95 %.

-o0o-

เอกสารไม่ควบคุม

TECHNOLOGY PROMOTION ASSOCIATION (THAILAND-JAPAN)
CORPORATE SERVICES 3: EQUIPMENT CALIBRATION AND TESTING SERVICES
534/4 PATTANAKARN ROAD SOI 18, SUANLUANG, SUANLUANG BANGKOK 10250
TEL. 0-2717-3000-29 FAX. 0-2719-9484

NSC-TISI-TIS17025 CALIBRATION 0008

Cert. No.: 23TM193

Certificate of Calibration

Equipment : Water Bath
Manufacturer : Memmert
Model : WNE 14
Serial No. : L416.0606
ID No. : UAE.MIC.002/2560
Submitted by : United Analyst and Engineering Consultant Co.,Ltd.
3 Soi Udomsuk 41, Sukhumvit Road,
Bangchak, Phrakhanong,
Bangkok 10260
Location : Microbiology Laboratory
Received Order : 15 February 2023
Calibration Date : 15 February 2023
Ambient Temperature : (26 ± 10) °C
Relative Humidity : (50 ± 30) %
Calibrated by : Suwit Imjai

Approved by :
Approved Signatory

( ) Pornthippa Tameyakul
(✓) Malee Butkruea

Issue Date : 24 February 2023

The Uncertainties are for a confidence probability of approximately 95%

This certificate may not be reproduced other than in full, except with the prior written
Approval of the head of Corporate Services 3 : Equipment Calibration and Testing Services

เอกสารไม่ควบคุม

Equipment : Water Bath
Condition As-Received : Used Item
Reference : 2302-0295OC-2

Cert. No.: 23TM193

Procedure Used :-

Calibration were conducted using in-house calibration procedure CP-OT04 according to direct measurement method with Data Acquisition which connected with Industrial Platinum Resistance Thermometer (IPRT).

The temperature scale used was based on ITS-90.

Condition of this result of calibration

1. Reference standard instrument:-

Instrument	Model	Serial No.	Cert. No.	Due Date
1) Data Acquisition	34972A	MY59003411	22LM165	26 Nov 2023

2. This certificate is valid only to the item calibrated on date and place of calibration.
3. This certification is traceable to the International System of Unit.

Result of Calibration :- (*) Without Adjustment
Function of UUC* : Temperature Source

	Environmental		AC Voltage Supply
	(°C)	(%R.H.)	(Volt)
Beginning of Calibration	22	65	231
Finished of Calibration	23	61	231

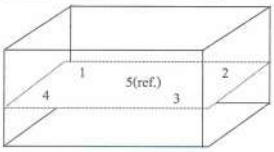

Front

Position :	Ref. Std. ID No.:
1	4804539-001
2	4804539-002
3	4804539-003
4	4804539-004
5(ref.)	4804539-005

เอกสารไม่ควบคุม

Equipment : Water Bath
Condition As-Received : Used Item
Reference : 2302-0295OC-2
Result of Calibration :- (*) Without Adjustment
Function of UUC* : Temperature Source

Cert. No.: 23TM193
Page : 3 of 3

Calibration point (°C)	UUC* Setting (°C)	UUC* Reading (°C)	Average* Standard Reading (°C) Position 1	2	3	4	5 (ref.)
44.5	44.5	44.5	44.453	44.437	44.428	44.477	44.459

Calibration point (°C)	Uniformity (°C)	Stability (± °C)	Uncertainty (± °C)	Coverage Factor *k*
44.5	0.079	0.038	0.15	2

Average* : The average of 30 values in each position.
Uniformity : The maximum difference of measured temperatures at any sensors and the measured temperature at the reference location which are observed at the same time or at as close an observation time as possible to determine the temperature pattern or homogeneity within the chamber under steady-state conditions.
Stability : One-half of the greatest maximum difference of measured temperature at any one probe.
UUC* : Unit Under Calibration
Note : The reported uncertainty of measurement was included stability and excluded uniformity.

The reported uncertainty of measurement was based on a standard uncertainty multiplied by a coverage factor *k*, providing a level of confidence of approximately 95 %.

-o0o-

เอกสารไม่ควบคุม

TECHNOLOGY PROMOTION ASSOCIATION (THAILAND-JAPAN)
CORPORATE SERVICES 3: EQUIPMENT CALIBRATION AND TESTING SERVICES
534/4 PATTANAKARN ROAD SOI 18, SUANLUANG, SUANLUANG BANGKOK 10250
TEL. 0-2717-3000-29 FAX. 0-2719-9484

Cert. No.: 23TM194
Page : 1 of 3

Certificate of Calibration

Equipment : Water Bath
Manufacturer : Memmert
Model : WNE 14
Serial No. : L416.0612
ID No. : UAE.MIC.003/2560
Submitted by : United Analyst and Engineering Consultant Co.,Ltd.
3 Soi Udomsuk 41, Sukhumvit Road,
Bangchak, Phrakhanong,
Bangkok 10260
Location : Microbiology Laboratory
Received Order : 15 February 2023
Calibration Date : 15 February 2023
Ambient Temperature : (26 ± 10) °C
Relative Humidity : (50 ± 30) %
Calibrated by : Suwit Imjai
Approved by : Approved Signatory
( ) Pornthippa Tameyakul
(✓) Malee Butkruea
Issue Date : 24 February 2023

The Uncertainties are for a confidence probability of approximately 95%

This certificate may not be reproduced other than in full, except with the prior written Approval of the head of Corporate Services 3 : Equipment Calibration and Testing Services

เอกสารไม่ควบคุม

Equipment : Water Bath
Condition As-Received : Used Item
Reference : 2302-0295OC-3
Procedure Used :-
Calibration were conducted using in-house calibration procedure CP-OT04 according to direct measurement method with Data Acquisition which connected with Industrial Platinum Resistance Thermometer (IPRT).
The temperature scale used was based on ITS-90.

Condition of this result of calibration
1. Reference standard instrument:-

Instrument	Model	Serial No.	Cert. No.	Due Date
1) Data Acquisition	34972A	MY59003411	22LM165	26 Nov 2023

2. This certificate is valid only to the item calibrated on date and place of calibration.
3. This certification is traceable to the International System of Unit.

Result of Calibration :- (*) Without Adjustment
Function of UUC* : Temperature Source

Cert. No.: 23TM194
Page : 2 of 3

	Environmental (°C)	Environmental (%R.H.)	AC Voltage Supply (Volt)
Beginning of Calibration	22	65	231
Finished of Calibration	22	63	230

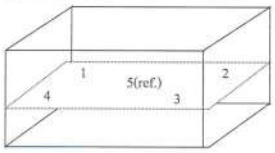

Front

Position :	Ref. Std. ID No.:
1	4804539-001
2	4804539-002
3	4804539-003
4	4804539-004
5(ref.)	4804539-005

เอกสารไม่ควบคุม

Equipment : Water Bath
Condition As-Received : Used Item
Reference : 2302-0295OC-3
Result of Calibration :- (*) Without Adjustment
Function of UUC* : Temperature Source

Cert. No.: 23TM194
Page : 3 of 3

Calibration point (°C)	UUC* Setting (°C)	UUC* Reading (°C)	Average* Standard Reading (°C) Position 1	2	3	4	5 (ref.)
44.5	44.5	44.6	44.520	44.509	44.498	44.552	44.530

Calibration point (°C)	Uniformity (°C)	Stability (± °C)	Uncertainty (± °C)	Coverage Factor *k*
44.5	0.077	0.037	0.15	2

Average* : The average of 30 values in each position.
Uniformity : The maximum difference of measured temperatures at any sensors and the measured temperature at the reference location which are observed at the same time or at as close an observation time as possible to determine the temperature pattern or homogeneity within the chamber under steady-state conditions.
Stability : One-half of the greatest maximum difference of measured temperature at any one probe.
UUC* : Unit Under Calibration
Note : The reported uncertainty of measurement was included stability and excluded uniformity.

The reported uncertainty of measurement was based on a standard uncertainty multiplied by a coverage factor *k*, providing a level of confidence of approximately 95 %.

-o0o-

เอกสารไม่ควบคุม

DKSH

Certificate of Calibration

Equipment:	Balance	Certificate No.:	C01223732
Model:	PX623	Issued Date:	09 December 2022
Serial No. (or ID.):	C236754745	Job No.:	KSPR2215576
Manufacturer:	Ohaus	Page:	1 of 2
Condition:	New		

Customer: United Analyst and Engineering Consultant Co., Ltd.
3 Soi Udomsuk 41, Sukhumvit Road, Bangchak Sub-District,
Phrakhanong District, Bangkok, THAILAND 10260

Environment Condition: Temperature 26 °C ± 0.5 °C
Humidity 53 %RH ± 3.9 %RH

Calibration Place: United Analyst and Engineering Consultant Co., Ltd. (301 Mircobiology Room)
3 Soi Udomsuk 41, Sukhumvit Road, Bangchak Sub-District,
Phrakhanong District, Bangkok, THAILAND 10260

Calibration By: Mr. Adisai Maknoi

Calibration Date: 09 December 2022

The Method used: In-house method, CAL-WI-47, based on UKAS Lab 14

Traceability: This certificate is traceable to the SI Units maintained by National Institute of Metrology (NIMT), Thailand through DKSH Technology Co., Ltd. Certificate No. C02221765

(Mr. Adisai Maknoi)
Person in charge

(Mr. Rungrod Jenkittrakulchai)
Authorized signatory

This certificate is issued the units of measurement according to the International System of Units (SI). It provides traceability of measurement to international or national standard or other recognized national standard laboratories.
The measurement uncertainty stated is the expanded uncertainty which is obtained from the standard uncertainty multiplied by the coverage factor (k=2) to provide a level of confidence of approximately 95%. It is determined in accordance with the Guide to Expression of Uncertainty in Measurement (GUM).
These results may be affected by deviations from specified conditions. The results relate only to the items tested, calibrated or sampled. The report shall not be reproduced except in full without approval of DKSH Technology Limited.

บริษัท ดีเคเอสเอช เทคโนโลยี จำกัด
DKSH Technology Limited
2533 ถนนสุขุมวิท แขวงบางจาก เขตพระโขนง กรุงเทพมหานคร 10260
2533 Sukhumvit Road, Bangchak, Phrakhanong, Bangkok 10260
Phone: +66 2639 7000 Email: info.calibration@dksh.com Website: www.dksh.com/scientific-thailand

เอกสารไม่ควบคุม

DKSH

Calibration Results:

Without Adjustment

Eccentric Error: Weight to be 1/3 or 1/2 of Maximum capacity, taken from the center of the pan as a zero reference.

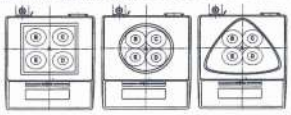

Nominal Test Value 200 (g)

Reference Points (g)				
A	B	C	D	E
-	0.000	0.000	0.000	0.000

Repeatability: Determination of the standard deviation of weighing balance., Readability 0.001 (g)

Nominal test value (g)	Standard Deviation
50	0.0004
500	0.0005

Error of indication from nominal or conventional mass value., Readability 0.001 (g)

Nominal Value (g)	Conventional Mass (g)	Displayed Value (g)	Error of indication (g)	Uncertainty (g)	k
1	1.0000	1.000	0.000	0.0010	2.03
5	5.0001	5.000	0.000	0.0010	2.03
10	10.0001	10.000	0.000	0.0010	2.03
20	20.0001	20.000	0.000	0.0010	2.03
50	50.0001	50.000	0.000	0.0010	2.03
100	100.0001	100.000	0.000	0.0011	2.03
200	200.0004	200.000	0.000	0.0011	2.02
300	300.0005	300.000	-0.001	0.0013	2.01
400	400.0008	400.001	0.000	0.0014	2.01
500	500.0003	500.000	0.000	0.0017	2.00
600	600.0004	600.000	0.000	0.0019	2.00

The End of Certificate

บริษัท ดีเคเอสเอช เทคโนโลยี จำกัด
DKSH Technology Limited
2533 ถนนสุขุมวิท แขวงบางจาก เขตพระโขนง กรุงเทพมหานคร 10260
2533 Sukhumvit Road, Bangchak, Phrakhanong, Bangkok 10260
Phone: +66 2639 7000 Email: info.calibration@dksh.com Website: www.dksh.com/scientific-thailand

เอกสารไม่ควบคุม

DKSH

Statements of conformity:

This conformity certificate documents the validity of the following statements of conformity based on the measurement results of corresponding calibration certificate:

The error of indication determined during calibration are under given measurement and environmental conditions and considering the expanded measurement uncertainty (coverage probability 95%) within the specification. The given measurement uncertainty already includes other all effects by according to the standard method, UKAS Lab14. Therefore, those parameters have not been assessed separately.

Tolerance and Decision rules:

Assessment of the conformity of the measurement device are done based on direct comparison of the relevant measurement results with the tolerances and decision rule are prescribed by the customer.

Decision rule :
- ☐ Choice A Binary Statement for Simple Acceptance Rule (w = 0), Specific Risk < 50% PFA.
- ☑ Choice B Non-binary statement with guard band (w = 1 U), Pass or Fail Specific Risk < 2.5% PFA and Condition Pass or Condition Fail Specific Risk < 50% PFA.
- ☐ Choice C Customer defined, Customers may define arbitrary multiple of r to have applied as guard band (w = r U) .

; PFA – Probability of False Accept

(Mr. Rungrod Jenkittrakulchai)
Authorized signatory

บริษัท ดีเคเอสเอช เทคโนโลยี จำกัด
DKSH Technology Limited
2533 ถนนสุขุมวิท แขวงบางจาก เขตพระโขนง กรุงเทพมหานคร 10260
2533 Sukhumvit Road, Bangchak, Phrakhanong, Bangkok 10260
Phone: +66 2639 7000 Email: info.calibration@dksh.com Website: www.dksh.com/scientific-thailand

เอกสารไม่ควบคุม

DKSH

Statements of conformity:

Without Adjustment

Readability: 0.001 g

Nominal Value g	Error of indication g	Guard band (w) g	Tolerance (±) g	Conformity
1	0.000	0.0010	0.002	Pass
5	0.000	0.0010	0.010	Pass
10	0.000	0.0010	0.020	Pass
20	0.000	0.0010	0.040	Pass
50	0.000	0.0010	0.100	Pass
100	0.000	0.0011	0.200	Pass
200	0.000	0.0011	0.400	Pass
300	-0.001	0.0013	0.600	Pass
400	0.000	0.0014	0.800	Pass
500	0.000	0.0017	1.000	Pass
600	0.000	0.0019	1.200	Pass

The validity of the statements of conformity cannot be guaranteed for different places of use, environmental conditions or improper use.

The End of Statements of conformity

บริษัท ดีเคเอสเอช เทคโนโลยี จำกัด
DKSH Technology Limited
2533 ถนนสุขุมวิท แขวงบางจาก เขตพระโขนง กรุงเทพมหานคร 10260
2533 Sukhumvit Road, Bangchak, Phrakhanong, Bangkok 10260
Phone: +66 2639 7000 Email: info.calibration@dksh.com Website: www.dksh.com/scientific-thailand

เอกสารไม่ควบคุม

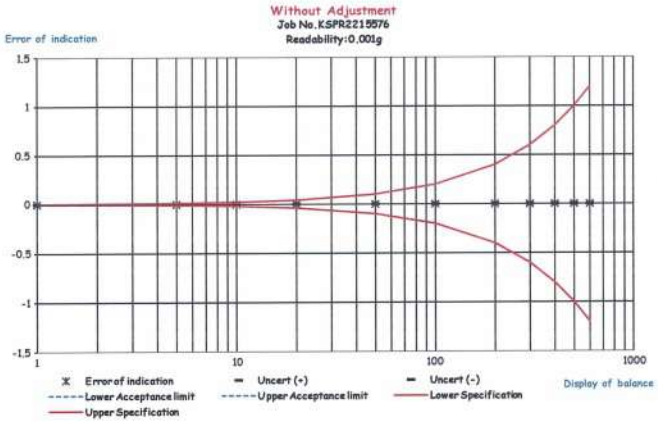

เอกสารไม่ควบคุม

Certificate of Calibration

Equipment:	Autoclave	Certificate No.:	C11220112
Model:	CL-40L	Issued Date:	19 June 2022
Serial No. (or ID.):	810010	Job No.:	KSPR2207123
Manufacturer:	ALP	Page:	1 of 4
Condition:	In Condition		

Customer: United Analyst and Engineering Consultant Company Limited
3 Soi Udomsuk 41 Sukhumvit Road,
Bangckak, Prakanong, Bangkok 10260 Thailand

Environment Condition:

Temperature:	25 °C	±	0.4 °C
Humidity:	60 %RH	±	4.5 %RH
Voltage:	227 VAC	±	2.5 VAC

Calibration Place: United Analyst and Engineering Consultant Company Limited (301 Room)
3 Soi Udomsuk 41 Sukhumvit Road,
Bangckak, Prakanong, Bangkok 10260 Thailand

Calibration By: Mr. Atachai Ngamchanat

Calibration Date: 17 June 2022

The Method used: In house method, SPCC-WI-18, base on BS 2646 : Part 5

Traceability: This certificate is traceable to the SI Units maintained by National Institute of Metrology (NIMT), Thailand through Quality reborn Co., Ltd.
Certificate No.QR21-1584

(Mr. Atachai Ngamchanat)
Person in charge

บริษัท เอสพีซี อาร์ที จำกัด
SPC RT Co., Ltd.

(Mr. Udon Srichana)
Authorized signatory

This certificate is issued the units of measurement according to the International System of Units (SI). It provides traceability of measurement to international or national standard or other recognized national standard laboratories.

The measurement uncertainty stated is the expanded uncertainty which is obtained from the standard uncertainty multiplied by the coverage factor (k=2) to provide a level of confidence of approximately 95%. It is determined in accordance with the Guide to Expression of Uncertainty in Measurement (GUM).

These results may be affected by deviations from specified conditions. The results relate only to the items tested, calibrated or sampled. The report shall not be reproduced except in full without approval of SPC RT Co., Ltd.

เอกสารไม่ควบคุม

SPCC-FM-C11-13: 05 Apr 2022

Certificate No.: C11220112 Page: 2 of 4

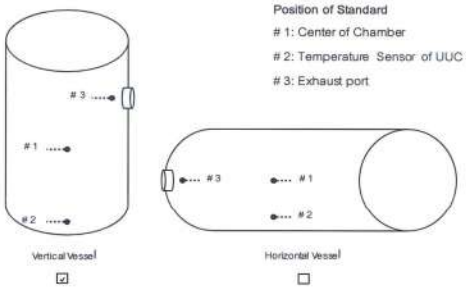

Standard Installation Locations

Standard Locations (#1):	Geometric center of the chamber
Standard Locations (#2):	Distance from temperature sensor of UUC 2 (cm.)
Standard Locations (#3):	Distance from the wall 5 (cm.)

Position of Std	#1	#2	#3
Channel of Logger	1	2	3

Definitions

Indicating Temperature: The average reading of indicating device which forms the integral part of the enclosure.

Measured Temperature: The average reading of standards at any positions or location.

Measured Stability: The one-half of greatest maximum difference of measured temperatures at any one probe.

เอกสารไม่ควบคุม

SPCC-FM-C11-13: 05 Apr 2022

Certificate No.: C11220112 Page: 3 of 4

Calibration Results:

Without adjustment

Measurement Temperature at Spread Locations, Indicating of Unit Under Calibration: 116.0 °C

Locations	Measured Temperature (°C)	Correction of UUC. (°C)	Uncertainty (± °C)
#1	116.16	0.16	0.35
#2	116.21	0.21	0.35
#3	116.23	0.23	0.35

Temperature Distribution

Temperature			Pressure	Measured Temperature at Spread Locations			Uncertainty
Desired (°C)	Setting (°C)	Indicating (°C)	Indicating MPa	#1 (°C)	#2 (°C)	#3 (°C)	(± °C)*
116	116	116.0	0.08	116.16	116.21	116.23	0.35

Chamber Characterization

Indicating Temperature (°C)	Indicating Pressure MPa	Measured Stability (± °C)
116.0	0.08	0.12

Note: * Maximum uncertainty of the each position

Record every 10 seconds after reaching steady state or after one achieved complete cycle.

เอกสารไม่ควบคุม

SPCC-FM-C11-13: 05 Apr 2022

Without adjustment

Measurement Temperature at Spread Locations, Indicating of Unit Under Calibration: 122.0 °C

Locations	Measured Temperature (°C)	Correction of UUC. (°C)	Uncertainty (± °C)
#1	122.27	0.27	0.35
#2	122.33	0.33	0.35
#3	122.34	0.34	0.36

Temperature Distribution

Temperature			Pressure	Measured Temperature at Spread Locations			Uncertainty
Desired (°C)	Setting (°C)	Indicating (°C)	Indicating MPa	#1 (°C)	#2 (°C)	#3 (°C)	(± °C)*
122	122	122.0	0.12	122.27	122.33	122.34	0.36

Chamber Characterization

Indicating Temperature (°C)	Indicating Pressure MPa	Measured Stability (± °C)
122.0	0.12	0.20

Note: * Maximum uncertainty of the each position

Record every 10 seconds after reaching steady state or after one achieved complete cycle.

The End of Certificate

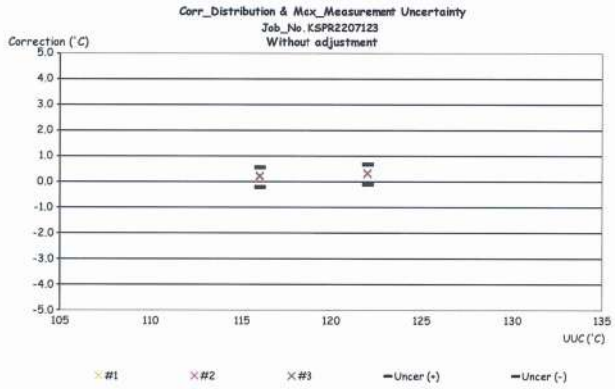

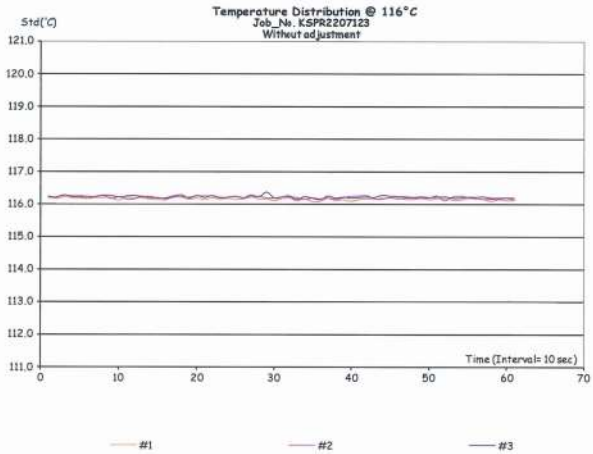

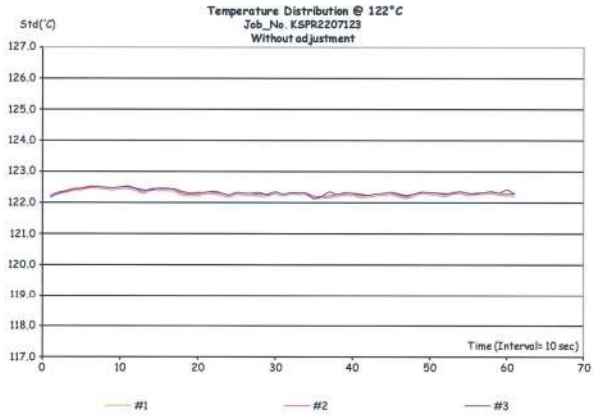

ใบตรวจสอบสภาพเครื่องควบคุมอุณหภูมิ

เลขที่ใบงาน: KSPR2207123

ชนิดเครื่องมือ: Autoclave รุ่น: CL-40L

หมายเลขเครื่อง: 810010

ตรวจสอบ (รับ) 17 Jun 2022		รายการตรวจเช็ค	ตรวจสอบ (ส่ง) 17 Jun 2022		หมายเหตุ
ปกติ	ไม่ปกติ		ปกติ	ไม่ปกติ	
		General			
☑	☐	1. สายไฟ	☑	☐	
☑	☐	2. การทำงาน Main Switch	☑	☐	
☑	☐	3. การทำงาน Selector Key	☑	☐	
☑	☐	4. การแสดงผล Pressure & Temperature	☑	☐	
☑	☐	5. การทำงาน Timer	☑	☐	
☑	☐	6. วาล์วระบายน้ำทิ้ง (DRAIN)	☑	☐	
☑	☐	7. สภาพ Door seal	☑	☐	
☑	☐	8. ท่อระบายน้ำทิ้ง	☑	☐	
☑	☐	9. วาล์วแรงดัน (EXHAUST)	☑	☐	
☑	☐	10. สภาพตัวเครื่อง	☑	☐	
☑	☐	11. สภาวะแวดล้อม ณ สถานที่ตั้งเครื่อง	☑	☐	

ข้อแนะนำ : _____

Mr. Atachai Ngamchanat

Service Engineer

Request No. 25-66 / 0323 MTC. ACL.No. 387 / 66

CALIBRATION CERTIFICATE

NOMENCLATURE : 1. Atomic Absorption Spectrophotometer "Agilent Technologies" Model AA240FS, Serial No. MY13160001
2. Working standard solution "Inorganic Ventures" Multi Analyte Custom Grade Solution, Lot No. S2-MEB708640

SUBMITTED BY : United Analyst and Engineering Consultant Co., Ltd.
3 Soi Udomsuk41, Sukhumvit Road, Bangchak, Prakanong, Bangkok 10260

CALIBRATION PROCEDURE : 1. Performance Verification of Atomic Absorption Spectrophotometer (WI-500-02-30)
2. Estimation Uncertainty of Measurement in Analytical Chemistry (QP-513)

CALIBRATION RANGE: 0.02,0.10,0.30,0.50,0.70 mg/l at 228.8 nm.Cd, 0.10,0.20,0.30,0.50,0.70 mg/l at 357.9 nm.Cr, 0.05,0.10,0.30,0.50,0.70 mg/l at 324.7 nm.Cu, 0.10,0.30,0.50,0.70,1.00 mg/l at 248.3 nm.Fe, 0.20,0.50,0.70,1.00,1.50 mg/l at 217.0 nm.Pb, 0.05,0.10,0.30,0.50,0.70 mg/l at 279.5 nm.Mn, 0.10,0.30,0.50,0.70,1.00 mg/l at 232.0 nm.Ni, 0.05,0.10,0.30,0.50,0.70 mg/l at 213.9 nm.Zn

CALIBRATION DATE : 2 February 2023

REFERENCE MATERIAL : Traceable to NIST "Carlo Erba", "PanReac AppliChem"
Cadmium Lot No. 1152457, Chromium Lot No. 1793249, Copper Batch No. T117098A, Iron Batch No. T126087A, Lead Lot No. 1227873, Manganese Batch No. T109228A, Nickel Batch No. T270178A, Zinc Batch No. T820140A

AMBIENT CONDITIONS : Temperature 22 °C Relative humidity 58 %

The Atomic Absorption Spectrophotometer has been calibrated against Reference Material traceable to National Institute of Standards and Technology (NIST) by The Analytical Chemistry Laboratory. The results are attached herewith.

Calibrated by 1. Danai Srithongkum
(Mr. Danai Srithongkum)

2. Atipat
(Mr. Atipat Ratana)

Approved by
(Miss Sutadda Deawtong)
Senior Technical Officer
Acting Director of Analytical Chemistry Laboratory
Ref. 2015266012600366001
Issued Date : 15 February 2023

The results relate only to the items tested/calibrated or value assigned.
Advertising the Report/Certificate and publicity of the results except in full are prohibited unless written permission is obtained from the governor of TISTR.

Head Office
35 Mu 3 Tambon Khlong Ha, Amphoe Khlong Luang, Changwat Pathumthani 12120, Thailand
Tel. (66) 0 2577 9000
Fax. (66) 0 2577 9009
E-mail : rumpai@tistr.or.th Website:www.tistr.or.th

Office/Laboratory
Soi 1C, Bangpoo Industrial Estate, Sukhumvit Road, Amphoe Muang, Changwat Samutprakan 10280, Thailand
Tel. (66) 0 2323 1672-80 ext. 115, 116
Fax. (66) 0 2323 9165
E-mail : mtc@tistr.or.th

Office
196 Phahonyothin Road, Chatuchak, Bangkok 10900, Thailand
Tel. (66) 0 2579 5225, 5217
Fax. (66) 0 2579 8592
E-mail : sumalee@tistr.or.th

เอกสารไม่ควบคุม

Request No. 25-66 / 0323 1 / 5 MTC. ACL. No. 387 / 66

CALIBRATION DATA

1. Noise Level

Element	Cd	Cr	Cu	Fe	Pb	Mn	Ni	Zn
Absorbance	0.0020	0.0000	0.0008	0.0000	-0.0009	0.0021	-0.0016	-0.0022
	0.0015	0.0006	0.0005	-0.0009	-0.0014	0.0018	0.0002	-0.0023
	0.0014	0.0006	0.0010	-0.0009	0.0015	0.0008	-0.0004	-0.0015
	0.0021	-0.0008	0.0013	-0.0010	0.0005	0.0005	-0.0008	-0.0004
	0.0020	-0.0012	0.0004	0.0003	-0.0004	0.0001	-0.0024	-0.001
	0.0021	-0.0011	0.0011	0.0003	0.0006	0.0009	-0.0002	-0.0013
	0.0017	-0.0009	0.0001	-0.0015	0.0010	0.0007	0.0001	-0.0016
	0.0024	-0.0012	0.0004	-0.0002	0.0008	-0.0005	-0.0012	-0.0019
	0.0011	-0.0002	0.0015	-0.0004	0.0004	0.0008	-0.0003	-0.0017
	0.0017	0.0000	0.0009	0.0004	0.0001	0.0015	-0.0009	-0.0024
	0.0019	-0.0004	0.0004	0.0000	0.0006	0.0010	-0.0005	-0.0016
	0.0016	-0.0025	0.0003	0.0005	0.0009	-0.0004	-0.0013	-0.0016
	0.0018	-0.0014	0.001	-0.0009	-0.0006	0.0010	-0.0004	-0.0017
	0.0019	-0.0006	0.0011	-0.0008	0.0011	0.0004	-0.0003	-0.0005
	0.0024	0.0003	0.0005	-0.0012	-0.0002	0.0012	-0.0006	-0.0011
	0.0023	-0.0012	0.0006	-0.0007	0.0002	0.0014	-0.0012	-0.0013
	0.0020	-0.0014	0.0009	-0.0018	0.0003	0.0012	-0.0012	-0.0013
	0.0010	-0.0015	0.0002	0.0004	0.0017	0.0011	-0.0018	-0.0013
	0.0016	-0.0011	0.0013	0.0003	0.0007	0.0026	-0.0006	-0.0006
	0.0001	-0.0007	0.0009	-0.0003	0.0008	0.0008	0.0000	-0.0001
Average Absorbance	0.002	-0.001	0.001	0.000	0.000	0.001	-0.001	-0.001

Continue 2 / 5

INDUSTRIAL METROLOGY AND TESTING SERVICE CENTRE

The results relate only to the items tested/calibrated or value assigned.
Advertising the Report/Certificate and publicity of the results except in full are prohibited unless written permission is obtained from the governor of TISTR.

FM.BL.MTC.002 Rev.4

Head Office
35 Mu 3 Tambon Khlong Ha, Amphoe Khlong Luang, Changwat Pathumthani 12120, Thailand
Tel. (66) 0 2577 9000
Fax. (66) 0 2577 9009
E-mail : rumpai@tistr.or.th Website:www.tistr.or.th

Office/Laboratory
Soi 1C, Bangpoo Industrial Estate, Sukhumvit Road, Amphoe Muang, Changwat Samutprakan 10280, Thailand
Tel. (66) 0 2323 1672-80 ext. 115, 116
Fax. (66) 0 2323 9165
E-mail : mtc@tistr.or.th

Office
196 Phahonyothin Road, Chatuchak, Bangkok 10900, Thailand
Tel. (66) 0 2579 5225, 5217
Fax. (66) 0 2579 8592
E-mail : sumalee@tistr.or.th

เอกสารไม่ควบคุม

Request No. 25-66 / 0323 2 / 5 MTC. ACL. No. 387 / 66

2. Precision

Element	Conc. (mg/l)	Absorbance										Ave. Abs.	SD	%RSD
Cd	0.02	0.0085	0.0084	0.0090	0.0089	0.0089	0.0090	0.0086	0.0092	0.0090	0.0089	0.009	0.0003	2.88
	0.30	0.0993	0.1001	0.1007	0.1004	0.1004	0.0995	0.0997	0.0998	0.0999	0.0996	0.100	0.0005	0.45
	0.70	0.2238	0.2229	0.2244	0.2249	0.2243	0.2233	0.2235	0.2231	0.2251	0.2240	0.224	0.0007	0.33
Cr	0.10	0.0088	0.0087	0.0094	0.0086	0.0086	0.0091	0.0099	0.0095	0.0076	0.0085	0.009	0.0006	7.25
	0.30	0.0257	0.0265	0.0255	0.0270	0.0266	0.0258	0.0261	0.0262	0.0274	0.0262	0.026	0.0006	2.25
	0.70	0.0573	0.0590	0.0580	0.0576	0.0578	0.0579	0.0593	0.0599	0.0586	0.0594	0.058	0.0009	1.51
Cu	0.05	0.0083	0.0084	0.0084	0.0075	0.0086	0.0086	0.0081	0.0080	0.0087	0.0092	0.008	0.0005	5.45
	0.30	0.0430	0.0444	0.0426	0.0429	0.0435	0.0432	0.0428	0.0441	0.0427	0.0436	0.043	0.0006	1.41
	0.70	0.0981	0.0992	0.0990	0.0997	0.0977	0.0986	0.0990	0.0982	0.0988	0.0980	0.099	0.0006	0.63
Fe	0.10	0.0109	0.0104	0.0087	0.0100	0.0087	0.0094	0.0102	0.0092	0.0094	0.0100	0.010	0.0007	7.53
	0.50	0.0456	0.0442	0.0450	0.0444	0.0450	0.0455	0.0455	0.0441	0.0446	0.0444	0.045	0.0006	1.27
	1.00	0.0904	0.0901	0.0891	0.0876	0.0873	0.0901	0.0876	0.0886	0.0879	0.0901	0.089	0.0012	1.38
Pb	0.20	0.0093	0.0099	0.0104	0.0102	0.0104	0.0109	0.0102	0.0103	0.0115	0.0117	0.010	0.0007	6.85
	0.70	0.0344	0.0336	0.0336	0.0328	0.0338	0.0346	0.0336	0.0331	0.0343	0.0350	0.034	0.0007	2.02
	1.50	0.0709	0.0718	0.0706	0.0713	0.0698	0.0718	0.0712	0.0713	0.0715	0.0719	0.071	0.0006	0.90
Mn	0.05	0.0115	0.0130	0.0131	0.0127	0.0135	0.0136	0.0124	0.0133	0.0124	0.0130	0.013	0.0006	4.88
	0.30	0.0709	0.0700	0.0714	0.0704	0.0700	0.0705	0.0714	0.0698	0.0694	0.0700	0.070	0.0007	0.96
	0.70	0.1619	0.1633	0.1646	0.1638	0.1646	0.1614	0.1632	0.1614	0.1636	0.1652	0.163	0.0014	0.83
Ni	0.10	0.0113	0.0105	0.0113	0.0114	0.0110	0.0113	0.0117	0.0112	0.0107	0.0117	0.011	0.0004	3.45
	0.50	0.0509	0.0517	0.0508	0.0502	0.0517	0.0516	0.0516	0.0523	0.0518	0.0503	0.051	0.0007	1.36
	1.00	0.0997	0.1006	0.1006	0.1006	0.0996	0.0998	0.1007	0.1000	0.1013	0.0999	0.100	0.0006	0.55
Zn	0.05	0.0315	0.0309	0.0322	0.0304	0.0329	0.0312	0.0313	0.0319	0.0308	0.0311	0.031	0.0007	2.35
	0.30	0.1705	0.1728	0.1688	0.1693	0.1711	0.1704	0.1704	0.1707	0.1708	0.1688	0.170	0.0012	0.70
	0.70	0.3559	0.3572	0.3548	0.3560	0.3559	0.3550	0.3579	0.3552	0.3574	0.3573	0.356	0.0011	0.31

Continue 3 / 5

INDUSTRIAL METROLOGY AND TESTING SERVICE CENTRE

The results relate only to the items tested/calibrated or value assigned.
Advertising the Report/Certificate and publicity of the results except in full are prohibited unless written permission is obtained from the governor of TISTR.

FM.BL.MTC.002 Rev.4

Head Office
35 Mu 3 Tambon Khlong Ha, Amphoe Khlong Luang, Changwat Pathumthani 12120, Thailand
Tel. (66) 0 2577 9000
Fax. (66) 0 2577 9009
E-mail : rumpai@tistr.or.th Website:www.tistr.or.th

Office/Laboratory
Soi 1C, Bangpoo Industrial Estate, Sukhumvit Road, Amphoe Muang, Changwat Samutprakan 10280, Thailand
Tel. (66) 0 2323 1672-80 ext. 115, 116
Fax. (66) 0 2323 9165
E-mail : mtc@tistr.or.th

Office
196 Phahonyothin Road, Chatuchak, Bangkok 10900, Thailand
Tel. (66) 0 2579 5225, 5217
Fax. (66) 0 2579 8592
E-mail : sumalee@tistr.or.th

เอกสารไม่ควบคุม

Request No. 25-66 / 0323 3 / 5 MTC. ACL. No. 387 / 66

3. Trueness

3.1 Reading on wavelength- Cadmium(Cd) at 228.8 nm.

Element	Standard Value of RM (mg/l)	Reading (mg/l)	Error of Measurement (mg/l)	Error of Measurement (%)	Uncertainty (mg/l)
Cd	0.02002	0.021	0.001	4.90	± 0.005
	0.30030	0.298	-0.002	0.77	± 0.005
	0.70070	0.675	-0.026	3.67	± 0.008

3.2 Reading on wavelength- Chromium (Cr) at 357.9 nm.

Element	Standard Value of RM (mg/l)	Reading (mg/l)	Error of Measurement (mg/l)	Error of Measurement (%)	Uncertainty (mg/l)
Cr	0.1001	0.101	0.001	0.90	± 0.009
	0.3003	0.293	-0.007	2.43	± 0.012
	0.7007	0.648	-0.053	7.52	± 0.023

3.3 Reading on wavelength- Copper (Cu) at 324.7 nm.

Element	Standard Value of RM (mg/l)	Reading (mg/l)	Error of Measurement (mg/l)	Error of Measurement (%)	Uncertainty (mg/l)
Cu	0.050	0.046	-0.004	8.00	± 0.003
	0.300	0.289	-0.011	3.67	± 0.009
	0.700	0.674	-0.026	3.71	± 0.020

Continue 4 / 5

INDUSTRIAL METROLOGY AND TESTING SERVICE CENTRE

The results relate only to the items tested/calibrated or value assigned.
Advertising the Report/Certificate and publicity of the results except in full are prohibited unless written permission is obtained from the governor of TISTR.

FM.BL.MTC.002 Rev.4

Head Office
35 Mu 3 Tambon Khlong Ha, Amphoe Khlong Luang, Changwat Pathumthani 12120, Thailand
Tel. (66) 0 2577 9000
Fax. (66) 0 2577 9009
E-mail : rumpai@tistr.or.th Website:www.tistr.or.th

Office/Laboratory
Soi 1C, Bangpoo Industrial Estate, Sukhumvit Road, Amphoe Muang, Changwat Samutprakan 10280, Thailand
Tel. (66) 0 2323 1672-80 ext. 115, 116
Fax. (66) 0 2323 9165
E-mail : mtc@tistr.or.th

Office
196 Phahonyothin Road, Chatuchak, Bangkok 10900, Thailand
Tel. (66) 0 2579 5225, 5217
Fax. (66) 0 2579 8592
E-mail : sumalee@tistr.or.th

เอกสารไม่ควบคุม

3.4 Reading on wavelength- Iron (Fe) at 248.3 nm.

Element	Standard Value of RM (mg/l)	Reading (mg/l)	Error of Measurement (mg/l)	Error of Measurement (%)	Uncertainty (mg/l)
Fe	0.100	0.095	-0.005	5.00	± 0.014
	0.500	0.474	-0.026	5.20	± 0.016
	1.000	0.950	-0.050	5.00	± 0.029

3.5 Reading on wavelength- Lead (Pb) at 217.0 nm.

Element	Standard Value of RM (mg/l)	Reading (mg/l)	Error of Measurement (mg/l)	Error of Measurement (%)	Uncertainty (mg/l)
Pb	0.200	0.207	0.007	3.50	± 0.014
	0.700	0.673	-0.027	3.86	± 0.030
	1.500	1.417	-0.083	5.53	± 0.061

3.6 Reading on wavelength- Manganese (Mn) at 279.5 nm.

Element	Standard Value of RM (mg/l)	Reading (mg/l)	Error of Measurement (mg/l)	Error of Measurement (%)	Uncertainty (mg/l)
Mn	0.04995	0.046	-0.004	7.91	± 0.005
	0.29970	0.294	-0.0057	1.90	± 0.007
	0.69930	0.694	-0.0053	0.76	± 0.014

Continue 5 / 5

INDUSTRIAL METROLOGY AND TESTING SERVICE CENTRE

The results relate only to the items tested/calibrated or value assigned.
Advertising the Report/Certificate and publicity of the results except in full are prohibited unless written permission is obtained from the governor of TISTR.

Head Office
35 Mu 3 Tambon Khlong Ha, Amphoe Khlong Luang, Changwat Pathumthani 12120, Thailand
Tel. (66) 0 2577 9000
Fax. (66) 0 2577 9009
E-mail : rumpai@tistr.or.th Website:www.tistr.or.th

Office/Laboratory
Soi 1C, Bangpoo Industrial Estate, Sukhumvit Road, Amphoe Muang, Changwat Samutprakan 10280, Thailand
Tel. (66) 0 2323 1672-80 ext. 115, 116
Fax. (66) 0 2323 9165
E-mail : mtc@tistr.or.th

Office
196 Phahonyothin Road, Chatuchak, Bangkok 10900, Thailand
Tel. (66) 0 2579 5225, 5217
Fax. (66) 0 2579 8592
E-mail : sumaleeg@tistr.or.th

เอกสารไม่ควบคุม

3.7 Reading on wavelength- Nickel (Ni) at 232.0 nm.

Element	Standard Value of RM (mg/l)	Reading (mg/l)	Error of Measurement (mg/l)	Error of Measurement (%)	Uncertainty (mg/l)
Ni	0.1001	0.103	0.003	2.90	± 0.013
	0.5005	0.501	0.001	0.10	± 0.018
	1.0010	0.987	-0.014	1.40	± 0.032

3.8 Reading on wavelength- Zinc (Zn) at 213.9 nm.

Element	Standard Value of RM (mg/l)	Reading (mg/l)	Error of Measurement (mg/l)	Error of Measurement (%)	Uncertainty (mg/l)
Zn	0.050	0.046	-0.004	8.00	± 0.013
	0.300	0.311	0.011	3.67	± 0.013
	0.700	0.665	-0.035	5.00	± 0.019

Remark : The reported uncertainty is an expanded uncertainty calculated using a coverage factor of 2 (k = 2) which gives a level of confidence of approximately 95%

Calibrated by 1. Danai Srithongkum
(Mr. Danai Srithongkum)
2. Atipat
(Mr. Atipat Ratana)

Approved by
(Miss Sutadda Deawtong)
Senior Technical Officer
Acting Director of
Analytical Chemistry Laboratory
Issued Date : 15 Februay 2023

INDUSTRIAL METROLOGY AND TESTING SERVICE CENTRE
End of Certificate

The results relate only to the items tested/calibrated or value assigned.
Advertising the Report/Certificate and publicity of the results except in full are prohibited unless written permission is obtained from the governor of TISTR.

Head Office
35 Mu 3 Tambon Khlong Ha, Amphoe Khlong Luang, Changwat Pathumthani 12120, Thailand
Tel. (66) 0 2577 9000
Fax. (66) 0 2577 9009
E-mail : rumpai@tistr.or.th Website:www.tistr.or.th

Office/Laboratory
Soi 1C, Bangpoo Industrial Estate, Sukhumvit Road, Amphoe Muang, Changwat Samutprakan 10280, Thailand
Tel. (66) 0 2323 1672-80 ext. 115, 116
Fax. (66) 0 2323 9165
E-mail : mtc@tistr.or.th

Office
196 Phahonyothin Road, Chatuchak, Bangkok 10900, Thailand
Tel. (66) 0 2579 5225, 5217
Fax. (66) 0 2579 8592
E-mail : sumaleeg@tistr.or.th

เอกสารไม่ควบคุม

Agilent Technologies

Agilent 5110 and 5100 ICP-OES
Preventive Maintenance Checklist

Agilent Preventive Maintenance provides factory recommended service for your analytical systems to assure reliable operation and the accuracy of your results. Delivered by highly-trained and certified service engineers using genuine Agilent parts and supplies, Agilent Preventive Maintenance provides everything you need to reduce unplanned downtime and keep your systems operating at their peak.

For more information about Agilent Technologies services please visit our web site using the following URL http://www.agilent.com/en-us/services/analytical-instrument-services

Customer Information

- Customers should provide all necessary operating supplies upon request of the engineer.
- For customers using HF applications, the instrument should be returned to its standard sample introduction system.
- A customer representative should be available to the engineer while performing the preventive maintenance procedures.
- Any parts, not included in the Parts Lists section of this document, are not part of the recommended Preventive Maintenance service, nor are they included in the price of this service.
- If a system requires the use of additional or special procedures and/or parts for the instrument service, then these must be ordered separately and charged as a repair, which may incur additional

Service Engineer's Responsibilities

- Only complete/printout pages that relate to the system being serviced.
- Complete empty fields with the relevant information.
- Complete the relevant checkboxes in the checklist using a "X" or tick mark "✓" in the checkbox.
- Complete Not Applicable check boxes to indicate services not delivered, as needed.
- Complete the PM service in the order of the tasks listed.
- Complete the Service Review section together with the customer.

เอกสารไม่ควบคุม

Agilent Technologies

Agilent 5110 and 5100 ICP-OES
Preventive Maintenance Checklist

System Information

Instrument system name and ID	ICP 5110 VDV
Instrument system site and location	UAE / 3rd Floor Laboratory
List system component product numbers	**List the serial numbers of each component**
1. G8015A	1. MY18030001
2. G8481A	2. 1801-01988
3.	3.
4.	4.
5.	5.
6.	6.
7.	7.
8.	8.
9.	9.
10.	10.

ICP-OES Configuration table	Circle the type or write in the type if other
Nebulizer Type	SeaSpray | OneNeb | other
Spray Chamber	Cyclonic Single Pass | Cyclonic Double Pass | other
Torch	Radial | Dual View | other
Injector Diameter	2.4mm | 1.8mm | 1.4mm | 0.8mm | other
Injector Material	Quartz | Ceramic | other

เอกสารไม่ควบคุม

General Preparation

- ☑ Discuss any specific questions or issues with the customer prior to starting.
- ☑ Review the instrument logbook.
- ☑ Perform general external inspection of system for cleanliness.
- ☑ Check for proper installation of safety-related parts, assemblies, sensors etc.
- ☑ Check for required firmware/software updates and verify with customers if they would like it installed.
- ☑ For HF application systems, if standard sample introduction system was not installed, ask the customer to install it. N/A
- ☑ Run Instrument Performance test and record results in Instrument Performance Test Results Table - Pre PM.

Inspect and clean the system

- ☑ Look for any obvious external damage or problems.
- ☑ Inspect water cooling hoses, gas lines and power cord for excessive wear or damage.
- ☑ Perform a general internal inspection of the system for excessive dust accumulation, clean if necessary.
- ☑ Inspect sample introduction components and record any required maintenance in the Service Engineer Comments and notify the customer as the required actions required.
- ☑ Record the instrument operating conditions in the ICP-OES Status Results Table.
- ☑ Replace the polychromator purge filter.
- ☑ Replace the radial pre-optics window
- ☑ Replace the axial pre-optics window for SVDV and VDV instruments.
- ☑ Check exhaust flow for the correct positive extraction at the exhaust duct to insure they meet minimum specifications.
- ☑ Replace air inlet dust filter.
- ☑ Replace high capacity air inlet dust filter element if installed. N/A
- ☑ Remove and clean instrument water inlet filter.

G8481A Cooling water system

- ☐ **Section NOT Applicable**
- ☑ Drain cooling fluid and remove any particles from the chiller reservoir
- ☑ Remove, clean and reinstall water inlet metal mesh filter.
- ☑ Re fill with Polyclear cooling fluid.
- ☑ Clean the cooling system Air filter and the condenser by compressed air or vacuum cleaner.

เอกสารไม่ควบคุม

SPS 3 Auto Sampler

- ☑ **Section NOT Applicable**
- ☐ Power cycle the autosampler and verify successful initialization.
- ☐ Inspect X and Z axis belts for wear. Replace is necessary.
- ☐ Clean X and Z axis slide shafts.
- ☐ Using customer's racks and the Agilent software move the sample probe to the 4 outermost corners and rinse port, ensure that the probe is approximately centered in the vial.

SPS 4 Auto Sampler

- ☑ **Section NOT Applicable**
- ☐ Clean the spill tray, rack location mat, end frames and chassis with a damp soft cloth and diluted mild detergent.
- ☐ Clean the auto sampler cover panels, if cover kit is installed, with domestic window cleaner
- ☐ Check the X-axis and Z-axis drive belts for cracks, splits, damaged teeth, excessive fraying, color changes or degradation from fumes.
- ☐ Check the X-axis, Theta-axis and Z-axis FFC cables for cracks, incorrect positioning, damaged edges or damaged connectors.
- ☐ Pump Tubing Replacement. Replace peristaltic pump tubing. Replace all tubing that goes from the rinse station to the pump and from the pump to the waste/rinse bottles

AVS 4, 6, 7

- ☑ **Section NOT Applicable**
- ☐ Replace valve rotor seal
- ☐ Check fittings for signs of leaks
- ☐ Check tubing including autosampler tubing for kinks or excessive wear
- ☐ Check high flow pump for signs of leaks

Instrument Adjustment

- ☑ Check position of Zn peak, adjust if required.
- ☑ Check Argon Ratio, adjust to specified value if required.
- ☑ Perform Detector Calibration.
- ☑ Perform Instrument Calibration.
- ☑ Run Instrument Performance Test and record results in Instrument Performance Test Results Table - Post PM.
- ☑ For systems using ICP Expert version 7.3 and above run the following Instrument tests and record the result in the Instrument Test Results Table
  - ☑ Subsystem Communications Test
  - ☑ Air Flow

เอกสารไม่ควบคุม

- ☑ Water Flow
- ☑ Gas Flows
- ☑ RF Generator
- ☑ Camera Test
- ☑ Optics Test
- ☑ Nebulizer Test

Instrument Performance Test Results Table

Note: These measurements do not form part of any specification and are for reference only.

	Pre PM Sensitivity Check		Post PM Sensitivity Check	
	Radial	Axial *	Radial	Axial*
Zn 213.857 nm SRBR	4105.6	8364.0	4375.0	8400.8
Mn 257.610 nm SRBR	11064.7	31848.1	12801.7	30846.8
Al 396.152 nm SBR	7.5	14.9	9.9	16.8
K 766.491 nm SBR	5.1	36.8	6.4	39.7

* Axial result is not applicable for G8016AA, G8012AA Radial View instruments.

Instrument Test Results Table

Note: The Instrument Test results are for systems using ICP Expert version 7.3 and above only.

Instrument Test	Result
Subsystem Communications Test	pass
Air Flow	pass
Water Flow	pass
Gas Flows	pass
RF Generator	pass
Camera Test	pass
Optics Test	pass
Nebulizer test	pass

เอกสารไม่ควบคุม

ICP-OES Status Results Table

Note: These measurements do not form part of any specification and are for reference only.

Measurement	Standby Mode		Plasma On	
Mains Voltage	224.540	VAC	221.973	VAC
Mains Current	0.204	A	0.104	A
Instrument Temperature	22.8	°C	22.7	°C
RF Air Flow (sensor speed)	15.0	Hz	13.0	Hz
Plasma Exhaust Temperature	No measurement		26.7	°C
Water Flow Oscillator	No measurement		1.64	L/min
Water Flow Detector	1.06	L/min	1.06	L/min
Water Inlet Temperature	18.0	°C	18.0	°C
Polychromator Temperature	35.0	°C	35.0	°C
CCD Temperature	-39.8	°C	-39.8	°C
Thermal Stabilizer	35.0	°C	35.0	°C
Argon Supply Pressure	671.94	kPa	687.33	kPa
Purge Gas Supply Pressure*1	674.90	kPa	643.40	kPa
Option Gas Supply Pressure*1	N/A.	kPa	N/A	kPa
Nebulizer Flow	No measurement		0.70	L/min
Nebulizer Back Pressure	No measurement		164.63	kPa
Plasma Gas Flow	No measurement		11.98	L/min
Auxiliary Gas Flow	No measurement		1.00	L/min
RF Power	No measurement		1200	W
RF Supply Current	No measurement		8.663	A
RF Supply Voltage	No measurement		184.660	V

*1 If option installed

เอกสารไม่ควบคุม

ICP-OES Parts List Table

Part description	Part Number	Product /Model # where used	Quantity Consumed
Axial Pre-Optic Window	G8010-68014	G8010A, G8011A, G8014A/G8015A	1
Radial Pre-Optic Window	G8010-68015	All	1
Polyclear Cooling Fluid	G3292-80010	G8481A	
Purge Gas Filter	G8010-60136	All	1
Air inlet filter	G8000-68002	All	1
High Capacity Air Filter	G8010-60189	Optional	
Rotor seal for 6-7 port valve for AVS6/7	G8494-60002	G8494A/G8495	
Rotor seal for 4 port valve for AVS4	G8493-60002	G8493A	
Rinse solution to rinse station 2.5mm id x 1m	G8410-80123	SPS 4	
Barb connector 2.5mm-1.5mm ID	G8410-80124	SPS 4	
PVC waste tubing,8mm od x 5mm id, 2m	G8410-80122	SPS 4	
Additional Parts may be required from engineers stock:			
X axis drive belt	5410047500	SPS 3	
Z axis drive belt	5410047400	SPS 3	
Peristaltic pump tubing, PVC SolvaFlex, 3 bridged,	3710049000	SPS 4	

Restore system

For HF applications, ask the customer to reinstall their sample introduction system.

Leave system in an idle state: on and purging.

Guidance: If the PM service is performed prior to a qualification service, then use the qualification procedure as a guide for final instrument set up and checkout.

Service Review

- ☑ Affix the PM sticker to the system or instrument logbook based on the customer's request.
- ☐ Complete the Service Engineer Comments section below if there are additional comments.

เอกสารไม่ควบคุม

- ☑ Review the service and any test results with the customer.
- ☑ If the Instrument firmware was updated, record the details of the change in the Service Engineer's Comments box below or if necessary, in the customer's IQ records.

Service Engineer Comments (optional)

If there are any specific points you wish to note as part of performing the installation or other items of interest for the customer, please write in this box.

Other Important Customer Web Links

How to get information on your product:

- ☐ Literature Library - http://www.agilent.com/en-us/products/icp-oes/icp-oes-systems/5110-icp-oes#literature
- ☑ Need to know more? - http://www.agilent.com/crosslab/university/
- ☑ Need technical support, FAQs? - http://www.agilent.com/en-us/support/landing/icp-oes
- ☑ Need supplies? - www.agilent.com/chem/supplies

Service Completion

Service request number 6005685287 Date service completed 30 NOV 2022

Agilent signature Worawit T. Customer signature [illegible]

Document part number: G8014-90075

เอกสารไม่ควบคุม

Report Summary

Instrument Model	Agilent 5100/5110 VDV ICP-OES
Instrument ID	G8011A/G8015A
Instrument Serial Number	MY18030001
Software Version	7.3.1.9507
Firmware Version	3442
Tested By	Test Before PM
Test Completed On	11/30/2022 9:35:32 AM

Result Summary

Subsystem Communications Test	Skipped
Air Flow Test	Skipped
Water Flow Test	Skipped
Gas Flows Test	Skipped
RF Generator Test	Skipped
Camera Test	Skipped
Optics Test	Skipped
Advanced Valve System Test	Skipped
Resolution Test	Pass
Sensitivity Test	Pass
Precision Test	Pass

เอกสารไม่ควบคุม

Resolution Test Pass

Element Wavelength	Specification	Width
N (174.213 nm)	≤ 9.40	6.62
As (188.980 nm)	≤ 8.20	6.20
C (193.027 nm)	≤ 11.50	8.35
Mo (202.032 nm)	≤ 8.20	6.41
Cr (206.158 nm)	≤ 13.40	9.04
Zn (213.857 nm)	≤ 8.70	6.62
Pb (220.353 nm)	≤ 9.50	7.13
Co (228.615 nm)	≤ 17.20	11.71
Ba (230.424 nm)	≤ 9.40	7.21
Mn (257.610 nm)	≤ 13.30	9.50
Mn (260.568 nm)	≤ 20.30	14.33
Cr (267.716 nm)	≤ 11.00	8.14
Cu (324.754 nm)	≤ 25.00	18.98
Cu (327.395 nm)	≤ 14.20	11.24
Sr (338.071 nm)	≤ 33.50	24.47
Ba (455.403 nm)	≤ 44.00	33.88
Sr (460.733 nm)	≤ 36.00	17.22
Ba (493.408 nm)	≤ 36.00	25.48
Ba (614.171 nm)	≤ 42.00	25.47
Ar (675.283 nm)	≤ 74.00	59.82
K (766.491 nm)	≤ 80.00	64.94

เอกสารไม่ควบคุม

Sensitivity Test **Pass**

Radial

Element Wavelength	Specification	Method	Ratio	Standard	Blank
As (188.980 nm)	≥ 46.0	SRBR	147.7	1156.5	55.5
Se (196.026 nm)	≥ 41.0	SRBR	111.1	1195.3	97.7
Zn (213.857 nm)	≥ 1421.0	SRBR	4100.6	51959.5	159.6
Pb (220.353 nm)	≥ 46.0	SRBR	192.5	2808.6	185.7
Mn (257.610 nm)	≥ 3518.0	SRBR	11064.7	264165.0	567.6
Al (396.152 nm)	≥ 3.4	SBR	7.5	49047.9	5770.5
Ba (493.408 nm)	≥ 34.0	SBR	107.4	1887710.3	17407.5
K (766.491 nm)	≥ 1.8	SBR	5.1	100805.9	16626.4

Axial

Element Wavelength	Specification	Method	Ratio	Standard	Blank
As (188.980 nm)	≥ 208.0	SRBR	234.9	3056.4	152.9
Se (196.026 nm)	≥ 159.0	SRBR	218.1	3865.1	271.6
Zn (206.200 nm)	≥ 234.0	SRBR	1306.5	15850.4	144.5
Zn (213.857 nm)	≥ 1743.0	SRBR	8364.0	183037.8	476.4
Cd (214.439 nm)	≥ 4227.0	SRBR	7718.5	143240.2	342.8
Pb (220.353 nm)	≥ 320.0	SRBR	576.3	14465.2	580.4
Mn (257.610 nm)	≥ 10625.0	SRBR	31842.1	1411257.3	1958.9
Cr (267.716 nm)	≥ 1048.0	SRBR	4492.1	183110.6	1632.2
Cu (324.754 nm)	≥ 19.0	SBR	46.2	371487.5	7862.9
Al (396.152 nm)	≥ 6.0	SBR	14.9	278447.4	17552.6
Ba (493.408 nm)	≥ 60.0	SBR	190.6	10061527.3	52519.8
K (766.491 nm)	≥ 24.0	SBR	36.8	1922163.4	50858.1

เอกสารไม่ควบคุม

Precision Test **Pass**

Radial

Element Wavelength	Specification	Measured Value % RSD
As (188.980 nm)	≤ 2.60	0.82
Se (196.026 nm)	≤ 2.60	0.71
Zn (213.857 nm)	≤ 1.50	0.43
Pb (220.353 nm)	≤ 2.60	0.76
Mn (257.610 nm)	≤ 1.50	0.60
Al (396.152 nm)	≤ 1.50	0.48
Ba (493.408 nm)	≤ 1.50	0.89
K (766.491 nm)	≤ 1.50	0.42

Axial

Element Wavelength	Specification	Measured Value % RSD
As (188.980 nm)	≤ 1.50	0.57
Se (196.026 nm)	≤ 1.50	0.76
Zn (206.200 nm)	≤ 1.50	0.61
Zn (213.857 nm)	≤ 1.50	0.51
Cd (214.439 nm)	≤ 1.50	0.55
Pb (220.353 nm)	≤ 1.50	0.52
Mn (257.610 nm)	≤ 1.50	0.54
Cr (267.716 nm)	≤ 1.50	0.54
Cu (324.754 nm)	≤ 1.50	0.69
Al (396.152 nm)	≤ 1.50	0.91
Ba (493.408 nm)	≤ 1.50	0.85
K (766.491 nm)	≤ 1.50	1.22

เอกสารไม่ควบคุม

Report Summary

Instrument Model	Agilent 5100/5110 VDV ICP-OES
Instrument ID	G8011A/G8015A
Instrument Serial Number	MY18030001
Software Version	7.3.1.9507
Firmware Version	3442
Tested By	PM Functional test
Test Completed On	11/30/2022 11:43:36 AM

Result Summary

Subsystem Communications Test	Pass
Air Flow Test	Pass
Water Flow Test	Pass
Gas Flows Test	Pass
RF Generator Test	Pass
Camera Test	Pass
Optics Test	Skipped
Advanced Valve System Test	Skipped
Resolution Test	Skipped
Sensitivity Test	Skipped
Precision Test	Skipped

Subsystem Communications Test **Pass**

Air Flow Test **Pass**

30% Air Flow (relative speed)	75% Air Flow (relative speed)
14.00	19.00

Water Flow Test **Pass**

RF Water Flow(L/min)	Camera Water Flow (L/min)	Water Inlet Temperature (°C)
1.44	1.05	18.51

เอกสารไม่ควบคุม

Gas Flows Test **Pass**

Nebulizer Target Flow	Actual Flow	Back Pressure	Auxiliary Target Flow	Actual Flow	Back Pressure
0.70	0.70	163.37	2.00	1.99	108.49

Makeup Target Flow	Actual Flow	Back Pressure	Plasma Target Flow	Actual Flow	Back Pressure
2.00	2.00	112.85	18.00	17.91	23.46

RF Generator Test **Pass**

RF Power Supply Test	Passed
RF Power Supply (V)	147.437
RF Oscillator Test	Passed
RF Oscillator Frequency (MHz)	0.000
Work Coil Current (A)	45.069
RF Power Supply Current (A)	1.997

Camera Test **Pass**

	Integration Time (ms)	Standard Deviation	Status
Electronic Offset Test	1000	5.305	Passed
Dark Current Test	6000	0.578	Passed
Array Test	5	0.024	Passed
Linearity Test		0.118	Passed

เอกสารไม่ควบคุม

Report Summary

Instrument Model	Agilent 5100/5110 VDV ICP-OES
Instrument ID	G8011A/G8015A
Instrument Serial Number	MY18030001
Software Version	7.3.1.9507
Firmware Version	3442
Tested By	PM Performance test
Test Completed On	11/30/2022 12:10:42 PM

Result Summary

Subsystem Communications Test	Skipped
Air Flow Test	Skipped
Water Flow Test	Skipped
Gas Flows Test	Skipped
RF Generator Test	Skipped
Camera Test	Skipped
Optics Test	Pass
Advanced Valve System Test	Skipped
Resolution Test	Pass
Sensitivity Test	Pass
Precision Test	Pass

Optics Test **Pass**

	Radial	Axial
Intensity	5674608	5823476
Wavelength	737.212	737.212

เอกสารไม่ควบคุม

Resolution Test **Pass**

Element Wavelength	Specification	Width
N (174.213 nm)	≤ 9.40	6.79
As (188.980 nm)	≤ 8.20	6.09
C (193.027 nm)	≤ 11.50	8.29
Mo (202.032 nm)	≤ 8.20	6.30
Cr (206.158 nm)	≤ 13.40	9.05
Zn (213.857 nm)	≤ 8.70	6.77
Pb (220.353 nm)	≤ 9.50	7.02
Co (228.615 nm)	≤ 17.20	11.67
Ba (230.424 nm)	≤ 9.40	7.39
Mn (257.610 nm)	≤ 13.30	9.48
Mn (260.568 nm)	≤ 20.30	14.25
Cr (267.716 nm)	≤ 11.00	7.94
Cu (324.754 nm)	≤ 25.00	18.99
Cu (327.395 nm)	≤ 14.20	11.33
Sr (338.071 nm)	≤ 33.50	24.44
Ba (455.403 nm)	≤ 44.00	33.86
Sr (460.733 nm)	≤ 36.00	17.51
Ba (493.408 nm)	≤ 36.00	25.56
Ba (614.171 nm)	≤ 42.00	24.96
Ar (675.283 nm)	≤ 74.00	59.38
K (766.491 nm)	≤ 80.00	65.63

เอกสารไม่ควบคุม

Sensitivity Test **Pass**

Radial

Element Wavelength	Specification	Method	Ratio	Standard	Blank
As (188.980 nm)	≥ 46.0	SRBR	147.8	1149.3	54.8
Se (196.026 nm)	≥ 41.0	SRBR	111.6	1222.8	101.0
Zn (213.857 nm)	≥ 1421.0	SRBR	4375.0	52592.3	143.7
Pb (220.353 nm)	≥ 46.0	SRBR	199.8	2744.4	166.5
Mn (257.610 nm)	≥ 3518.0	SRBR	12801.7	285591.3	496.0
Al (396.152 nm)	≥ 3.4	SBR	9.9	52888.6	4873.6
Ba (493.408 nm)	≥ 34.0	SBR	154.6	2287291.6	14698.1
K (766.491 nm)	≥ 1.8	SBR	6.4	106701.6	14350.9

Axial

Element Wavelength	Specification	Method	Ratio	Standard	Blank
As (188.980 nm)	≥ 208.0	SRBR	242.4	3170.1	154.8
Se (196.026 nm)	≥ 159.0	SRBR	226.1	4134.5	289.3
Zn (206.200 nm)	≥ 234.0	SRBR	1126.6	13782.0	146.5
Zn (213.857 nm)	≥ 1743.0	SRBR	8400.8	177166.3	442.5
Cd (214.439 nm)	≥ 4227.0	SRBR	7001.9	125884.2	321.6
Pb (220.353 nm)	≥ 320.0	SRBR	536.3	12909.3	532.6
Mn (257.610 nm)	≥ 10625.0	SRBR	30846.2	1287989.0	1738.8
Cr (267.716 nm)	≥ 1048.0	SRBR	4396.0	167335.6	1424.4
Cu (324.754 nm)	≥ 19.0	SBR	52.1	373690.7	7033.1
Al (396.152 nm)	≥ 6.0	SBR	16.8	268357.7	15112.4
Ba (493.408 nm)	≥ 60.0	SBR	225.2	10173441.5	44971.7
K (766.491 nm)	≥ 24.0	SBR	39.7	1874136.2	46055.7

เอกสารไม่ควบคุม

Precision Test **Pass**

Radial

Element Wavelength	Specification	Measured Value % RSD
As (188.980 nm)	≤ 2.60	0.60
Se (196.026 nm)	≤ 2.60	0.84
Zn (213.857 nm)	≤ 1.50	0.29
Pb (220.353 nm)	≤ 2.60	0.59
Mn (257.610 nm)	≤ 1.50	0.28
Al (396.152 nm)	≤ 1.50	0.28
Ba (493.408 nm)	≤ 1.50	0.59
K (766.491 nm)	≤ 1.50	0.23

Axial

Element Wavelength	Specification	Measured Value % RSD
As (188.980 nm)	≤ 1.50	0.71
Se (196.026 nm)	≤ 1.50	0.43
Zn (206.200 nm)	≤ 1.50	0.46
Zn (213.857 nm)	≤ 1.50	0.37
Cd (214.439 nm)	≤ 1.50	0.48
Pb (220.353 nm)	≤ 1.50	0.48
Mn (257.610 nm)	≤ 1.50	0.74
Cr (267.716 nm)	≤ 1.50	0.26
Cu (324.754 nm)	≤ 1.50	0.51
Al (396.152 nm)	≤ 1.50	0.45
Ba (493.408 nm)	≤ 1.50	0.81
K (766.491 nm)	≤ 1.50	0.84

เอกสารไม่ควบคุม

DQE Services Co.,Ltd.
32 Soi Ladprao-Wanghin 55, Ladprao-Wanghin Rd., Ladprao, Ladprao, Bangkok 10230
Phone : +66 (0)2 538 2054, Email : dqeservicesinfo@gmail.com

CERTIFICATE OF CALIBRATION

Certificate No. : SP22-016

Customer : United Analyst and Engineering Consultant Co.,Ltd. (Head Office)

Address : 3 Soi Udomsuk 41, Sukhumvit Road, Bangchak, Phrakhanong, Bangkok 10260

Location of calibration : Laboratory 315

Equipment : UV-Vis Spectrophotometer

Manufacturer : Agilent Technologies

Model : Cary 60

Serial No. : MY15410009

ID No. : N/A

Received Date : 23 May 2022

Calibration Date : 23 May 2022

Issue Date : 26 May 2022

Condition Instrument : Good

Calibrated by : (Mr.Tanawut Rittidach)
Technical Manager

Approved by : (Ms. Chonthicha Sangngern)
Quality Manager

The calibration result is applied only to the above calibrated item and was found accurate as shown on date and place of calibration only.

The measurement capability of the laboratory and its traceability to recognized national standards and to the unit of measurement realized at the corresponding national standards laboratory. This certificate may not be reproduced other than in full except with the prior written approval of the DQE Services Co., Ltd.

เอกสารไม่ควบคุม

DQE Services Co.,Ltd.
32 Soi Ladprao-Wanghin 55, Ladprao-Wanghin Rd., Ladprao, Ladprao, Bangkok 10230
Phone : +66 (0)2 538 2054, Email : dqeservicesinfo@gmail.com

REPORT OF CALIBRATION

Certificate No. : SP22-016

Environment Condition : Ambient Temperature 25 ± 5 °C

Relative humidity 55 ± 20 %RH

Calibration method : In-house method CP-01 Based on ASTM E275-08

Certified Reference Materials :

Material	Serial No.	Certificate No.	Due date
Absobance Standard set	25760	95935	22 October 2023
Absobance Standard set	25757	95929	22 October 2023
Wavelength Standard set	25806	95916	22 October 2023
Wavelength Standard set	25758	95915	22 October 2023

Traceability This certification is traceable to the International System of Unit maintained at National - Institute of Standards and Technology (NIST) through Starna Scientific Limited

Spectral Band Width of UUC : 1.5 nm.

Scan Speed of UUC : 90 nm/min

Scan Interval of UUC : 0.15 nm.

Resolution of UUC : Photometric 0.0001 Abs.

Wavelength 0.1 nm.

เอกสารไม่ควบคุม

DQE Services Co.,Ltd.
32 Soi Ladprao-Wanghin 55, Ladprao-Wanghin Rd., Ladprao, Ladprao, Bangkok 10230
Phone : +66 (0)2 538 2054, Email : dqeservicesinfo@gmail.com

REPORT OF CALIBRATION

Certificate No. : SP22-016

Calibration Results : Without adjustment

Photometric Accuracy :

Wavelength (nm.)	CRMs Values (Abs)	UUC Reading (Abs)	Correction (Abs)	Uncertainty (Abs)	Coverage factor *k*
420	0.0000	0.0000	0.0000	0.0028	2.00
	0.5787	0.5755	0.0032	0.0031	2.00
	1.0490	1.0436	0.0054	0.0029	2.00
	2.1900	2.1847	0.0053	0.0075	2.00
440	0.0000	0.0000	0.0000	0.0028	2.00
	0.5607	0.5588	0.0019	0.0034	2.00
	1.0247	1.0232	0.0015	0.0035	2.00
	2.1229	2.1211	0.0018	0.0082	2.00
465	0.0000	0.0000	0.0000	0.0028	2.00
	0.5236	0.5197	0.0039	0.0029	2.00
	0.9634	0.9625	0.0009	0.0028	2.00
	1.9763	1.9752	0.0011	0.0070	2.00
546.1	0.0000	-0.0001	0.0001	0.0028	2.00
	0.5191	0.5171	0.0020	0.0031	2.00
	1.0003	0.9984	0.0019	0.0033	2.00
	1.9987	1.9946	0.0041	0.0084	2.00
590	0.0000	0.0000	0.0000	0.0028	2.00
	0.5523	0.5509	0.0014	0.0030	2.00
	1.0809	1.0799	0.0010	0.0029	2.00
	2.0391	2.0329	0.0062	0.0080	2.00
635	0.0000	0.0000	0.0000	0.0028	2.00
	0.5601	0.5584	0.0017	0.0031	2.00
	1.0512	1.0498	0.0014	0.0029	2.00
	1.9294	1.9265	0.0029	0.0082	2.00

เอกสารไม่ควบคุม

DQE Services Co.,Ltd.
32 Soi Ladprao-Wanghin 55, Ladprao-Wanghin Rd., Ladprao, Ladprao, Bangkok 10230
Phone : +66 (0)2 538 2054, Email : dqeservicesinfo@gmail.com

REPORT OF CALIBRATION

Certificate No. : SP22-016

Photometric Accuracy :

Wavelength (nm.)	CRMs Values (Abs)	UUC Reading (Abs)	Correction (Abs)	Uncertainty (Abs)	Coverage factor *k*
235	0.0000	0.0001	-0.0001	0.0050	2.00
	0.7478	0.7421	0.0057	0.0056	2.00
257	0.0000	0.0000	0.0000	0.0050	2.00
	0.8686	0.8619	0.0067	0.0059	2.00
313	0.0000	0.0000	0.0000	0.0050	2.00
	0.2912	0.2896	0.0016	0.0051	2.00
350	0.0000	0.0000	0.0000	0.0050	2.00
	0.6448	0.6403	0.0045	0.0055	2.00

เอกสารไม่ควบคุม

DQE Services Co.,Ltd.
DQE Services
32 Soi Ladprao-Wanghin 55, Ladprao-Wanghin Rd., Ladprao, Ladprao, Bangkok 10230
Phone : +66 (0)2 538 2054, Email : dqeservicesinfo@gmail.com

REPORT OF CALIBRATION

Certificate No. : SP22-016

Wavelength Accuracy :

CRMs Values (nm.)	UUC Reading (nm.)	Correction (nm.)	Uncertainty (nm.)	Coverage factor *k*
241.72	242.0	-0.28	0.18	2.00
279.45	279.5	-0.05	0.18	2.00
287.81	287.5	0.31	0.18	2.00
334.06	333.5	0.56	0.18	2.00
360.93	360.5	0.43	0.18	2.00
418.59	418.0	0.59	0.18	2.00
445.94	445.4	0.54	0.18	2.00
453.66	453.2	0.46	0.18	2.00
460.02	459.7	0.32	0.18	2.00
536.59	536.2	0.39	0.18	2.00
637.98	638.3	-0.32	0.18	2.00
431.38	431.0	0.38	0.18	2.00
472.50	472.5	0.00	0.18	2.00
513.47	513.5	-0.03	0.18	2.00
528.88	528.5	0.38	0.18	2.00
573.17	573.0	0.17	0.18	2.00
585.35	585.0	0.35	0.20	2.00
684.40	684.7	-0.30	0.18	2.00
740.72	740.8	-0.08	0.20	2.00
748.55	748.5	0.05	0.18	2.00
807.03	807.3	-0.27	0.18	2.00
879.28	879.0	0.28	0.18	2.00

Remark : - UUC = Unit Under Calinration

- N/A = Not Avaiable
- The result expanded uncertainty of measurement U is stated as the standard uncertainty of measurement multiplied by the coverage factor *k*, which for a normal distribution coresponds to a coverage probability of approximately 95%
- * Indicates non TISI accredited

- End of Certificate -

เอกสารไม่ควบคุม

DQE Services Co.,Ltd.
DQE Services
32 Soi Ladprao-Wanghin 55, Ladprao-Wanghin Rd., Ladprao, Ladprao, Bangkok 10230
Phone : +66 (0)2 538 2054, Email : dqeservicesinfo@gmail.com

CERTIFICATE OF CALIBRATION

Certificate No. : SP23-007

Customer : United Analyst and Engineering Consultant Co.,Ltd. (Head Office)

Address : 3 Soi Udomsuk 41, Sukhumvit Road, Bangchak, Phrakhanong, Bangkok 10260

Location of calibration : Laboratory 315

Equipment : UV-Vis Spectrophotometer

Manufacturer : Hitachi

Model : U-1900

Serial No. : 2021-064

ID No. : UAE.WAS.006/2552

Received Date : 6 January 2023

Calibration Date : 6 January 2023

Issue Date : 10 January 2023

Condition Instrument : Used

Calibrated by : (Mr.Tanawut Rittidach) Technical Manager

Approved by : (Ms. Chonthicha Sangngern) Quality Manager

The calibration result is applied only to the above calibrated item and was found accurate as shown on date and place of calibration only.

The measurement capability of the laboratory and its traceability to recognized national standards and to the unit of measurement realized at the corresponding national standards laboratory. This certificate may not be reproduced other than in full except with the prior written approval of the DQE Services Co., Ltd.

เอกสารไม่ควบคุม

DQE Services Co.,Ltd.
DQE Services
32 Soi Ladprao-Wanghin 55, Ladprao-Wanghin Rd., Ladprao, Ladprao, Bangkok 10230
Phone : +66 (0)2 538 2054, Email : dqeservicesinfo@gmail.com

REPORT OF CALIBRATION

Certificate No. : SP23-007

Environment Condition : Ambient Temperature 25 ± 5 °C

Relative humidity 55 ± 20 %RH

Calibration method : In-house method CP-01 Based on ASTM E275-08

Certified Reference Materials :

Material	Serial No.	Certificate No.	Due date
Absobance Standard set	25760	95935	22 October 2023
Absobance Standard set	25757	95929	22 October 2023
Wavelength Standard set	25806	95916	22 October 2023
Wavelength Standard set	25758	95915	22 October 2023

Traceability This certification is traceable to the International System of Unit maintained at National - Institute of Standards and Technology (NIST) through Starna Scientific Limited

Spectral Band Width of UUC : 4.0 nm.

Scan Speed of UUC : 200 nm/min

Scan Interval of UUC : 0.1 nm.

Resolution of UUC : Photometric 0.001 Abs.

Wavelength 0.1 nm.

เอกสารไม่ควบคุม

DQE Services Co.,Ltd.
DQE Services
32 Soi Ladprao-Wanghin 55, Ladprao-Wanghin Rd., Ladprao, Ladprao, Bangkok 10230
Phone : +66 (0)2 538 2054, Email : dqeservicesinfo@gmail.com

REPORT OF CALIBRATION

Certificate No. : SP23-007

Calibration Results : Without adjustment

Photometric Accuracy :

Wavelength (nm.)	CRMs Values (Abs)	UUC Reading (Abs)	Correction (Abs)	Uncertainty (Abs)	Coverage factor *k*
420	0.0000	0.000	0.0000	0.0028	2.00
	0.5787	0.575	0.0037	0.0031	2.00
	1.0490	1.044	0.0050	0.0029	2.00
	2.1900	2.181	0.0090	0.0080	2.00
440	0.0000	0.000	0.0000	0.0028	2.00
	0.5607	0.558	0.0027	0.0034	2.00
	1.0247	1.021	0.0037	0.0035	2.00
	2.1229	2.115	0.0079	0.0081	2.00
465	0.0000	0.000	0.0000	0.0028	2.00
	0.5236	0.520	0.0036	0.0030	2.00
	0.9634	0.961	0.0024	0.0029	2.00
	1.9763	1.968	0.0083	0.0070	2.00
546.1	0.0000	0.000	0.0000	0.0028	2.00
	0.5191	0.518	0.0011	0.0031	2.00
	1.0003	1.000	0.0003	0.0033	2.00
	1.9987	1.993	0.0057	0.0084	2.00
590	0.0000	0.000	0.0000	0.0028	2.00
	0.5523	0.552	0.0003	0.0030	2.00
	1.0809	1.082	-0.0011	0.0030	2.00
	2.0391	2.031	0.0081	0.0080	2.00
635	0.0000	0.000	0.0000	0.0028	2.00
	0.5601	0.562	-0.0019	0.0032	2.00
	1.0512	1.052	-0.0008	0.0030	2.00
	1.9294	1.923	0.0064	0.0079	2.00

เอกสารไม่ควบคุม

DQE Services Co.,Ltd.
32 Soi Ladprao-Wanghin 55, Ladprao-Wanghin Rd., Ladprao, Ladprao, Bangkok 10230
Phone : +66 (0)2 538 2054, Email : dqeservicesinfo@gmail.com

REPORT OF CALIBRATION

Certificate No. : SP23-007

Photometric Accuracy :

Wavelength (nm.)	CRMs Values (Abs)	UUC Reading (Abs)	Correction (Abs)	Uncertainty (Abs)	Coverage factor *k*
235	0.0000	0.000	0.0000	0.0050	2.00
	0.7478	0.743	0.0048	0.0057	2.00
257	0.0000	0.000	0.0000	0.0050	2.00
	0.8686	0.861	0.0076	0.0059	2.00
313	0.0000	0.000	0.0000	0.0050	2.00
	0.2912	0.291	0.0002	0.0051	2.00
350	0.0000	0.000	0.0000	0.0050	2.00
	0.6448	0.639	0.0058	0.0055	2.00

เอกสารไม่ควบคุม

DQE Services Co.,Ltd.
32 Soi Ladprao-Wanghin 55, Ladprao-Wanghin Rd., Ladprao, Ladprao, Bangkok 10230
Phone : +66 (0)2 538 2054, Email : dqeservicesinfo@gmail.com

REPORT OF CALIBRATION

Certificate No. : SP23-007

Wavelength Accuracy :

CRMs Values (nm.)	UUC Reading (nm.)	Correction (nm.)	Uncertainty (nm.)	Coverage factor *k*
241.54	240.8	0.74	0.18	2.00
279.40	278.5	0.90	0.18	2.00
288.70	288.0	0.70	0.18	2.00
334.22	333.5	0.72	0.18	2.00
361.26	360.5	0.76	0.18	2.00
418.48	417.8	0.68	0.21	2.00
446.70	445.9	0.80	0.18	2.00
453.20	452.5	0.70	0.18	2.00
460.06	459.5	0.56	0.18	2.00
536.90	536.0	0.90	0.18	2.00
637.94	637.1	0.84	0.18	2.00
440.74	440.0	0.74	0.18	2.00
472.22	471.5	0.72	0.18	2.00
513.70	513.0	0.70	0.18	2.00
528.72	528.0	0.72	0.18	2.00
574.60	574.0	0.60	0.18	2.00
585.48	584.6	0.88	0.20	2.00
684.63	684.0	0.63	0.18	2.00
740.27	740.0	0.27	0.20	2.00
748.28	747.5	0.78	0.18	2.00
807.16	806.5	0.66	0.18	2.00
879.70	879.0	0.70	0.18	2.00

Remark : - UUC = Unit Under Calibration

- N/A = Not Avaiable
- The result expanded uncertainty of measurement U is stated as the standard uncertainty of measurement multiplied by the coverage factor *k*, which for a normal distribution corresponds to a coverage probability of approximately 95%
- * Indicates non TISI accredited

- End of Certificate -

เอกสารไม่ควบคุม

DQE Services Co.,Ltd.
32 Soi Ladprao-Wanghin 55, Ladprao-Wanghin Rd., Ladprao, Ladprao, Bangkok 10230
Phone : +66 (0)2 538 2054, Email : dqeservicesinfo@gmail.com

CERTIFICATE OF CALIBRATION

Certificate No. : SP23-008

Customer : United Analyst and Engineering Consultant Co.,Ltd. (Head Office)

Address : 3 Soi Udomsuk 41, Sukhumvit Road, Bangchak, Phrakhanong, Bangkok 10260

Location of calibration : Laboratory 213

Equipment : UV-Vis Spectrophotometer

Manufacturer : Hitachi

Model : U-2900

Serial No. : 21E22-009

ID No. : UAE.WAT.051/2564

Received Date : 6 January 2023

Calibration Date : 6 January 2023

Issue Date : 10 January 2023

Condition Instrument : Used

Calibrated by : ธนวัฒน์ (Mr.Tanawut Rittidach) Technical Manager

Approved by : ชลธิชา (Ms. Chonthicha Sangngern) Quality Manager

The calibration result is applied only to the above calibrated item and was found accurate as shown on date and place of calibration only.

The measurement capability of the laboratory and its traceability to recognized national standards and to the unit of measurement realized at the corresponding national standards laboratory. This certificate may not be reproduced other than in full except with the prior written approval of the DQE Services Co., Ltd.

เอกสารไม่ควบคุม

DQE Services Co.,Ltd.
32 Soi Ladprao-Wanghin 55, Ladprao-Wanghin Rd., Ladprao, Ladprao, Bangkok 10230
Phone : +66 (0)2 538 2054, Email : dqeservicesinfo@gmail.com

REPORT OF CALIBRATION

Certificate No. : SP23-008

Environment Condition : Ambient Temperature 25 ± 5 °C

Relative humidity 55 ± 20 %RH

Calibration method : In-house method CP-01 Based on ASTM E275-08

Certified Reference Materials :

Material	Serial No.	Certificate No.	Due date
Absobance Standard set	25760	95935	22 October 2023
Absobance Standard set	25757	95929	22 October 2023
Wavelength Standard set	25806	95916	22 October 2023
Wavelength Standard set	25758	95915	22 October 2023

Traceability This certification is traceable to the International System of Unit maintained at National - Institute of Standards and Technology (NIST) through Starna Scientific Limited

Spectral Band Width of UUC : 1.5 nm.

Scan Speed of UUC : 200 nm/min

Scan Interval of UUC : 0.1 nm.

Resolution of UUC : Photometric 0.001 Abs.

Wavelength 0.1 nm.

เอกสารไม่ควบคุม

DQE Services Co.,Ltd.
DQE Services
32 Soi Ladprao-Wanghin 55, Ladprao-Wanghin Rd., Ladprao, Ladprao, Bangkok 10230
Phone : +66 (0)2 538 2054, Email : dqeservicesinfo@gmail.com

REPORT OF CALIBRATION

Certificate No. : SP23-008

Calibration Results : Without adjustment

Photometric Accuracy :

Wavelength (nm.)	CRMs Values (Abs)	UUC Reading (Abs)	Correction (Abs)	Uncertainty (Abs)	Coverage factor k
420	0.0000	0.000	0.0000	0.0028	2.00
	0.5787	0.574	0.0047	0.0031	2.00
	1.0490	1.044	0.0050	0.0029	2.00
	2.1900	2.182	0.0080	0.0080	2.00
440	0.0000	0.000	0.0000	0.0028	2.00
	0.5607	0.558	0.0027	0.0034	2.00
	1.0247	1.021	0.0037	0.0035	2.00
	2.1229	2.114	0.0089	0.0079	2.00
465	0.0000	0.000	0.0000	0.0028	2.00
	0.5236	0.520	0.0036	0.0030	2.00
	0.9634	0.960	0.0034	0.0029	2.00
	1.9763	1.969	0.0073	0.0070	2.00
546.1	0.0000	0.000	0.0000	0.0028	2.00
	0.5191	0.516	0.0031	0.0031	2.00
	1.0003	0.997	0.0033	0.0033	2.00
	1.9987	1.991	0.0077	0.0084	2.00
590	0.0000	0.000	0.0000	0.0028	2.00
	0.5523	0.550	0.0023	0.0030	2.00
	1.0809	1.078	0.0029	0.0030	2.00
	2.0391	2.032	0.0071	0.0080	2.00
635	0.0000	0.000	0.0000	0.0028	2.00
	0.5601	0.558	0.0021	0.0031	2.00
	1.0512	1.049	0.0022	0.0030	2.00
	1.9294	1.922	0.0074	0.0079	2.00

เอกสารไม่ควบคุม

DQE Services Co.,Ltd.
DQE Services
32 Soi Ladprao-Wanghin 55, Ladprao-Wanghin Rd., Ladprao, Ladprao, Bangkok 10230
Phone : +66 (0)2 538 2054, Email : dqeservicesinfo@gmail.com

REPORT OF CALIBRATION

Certificate No. : SP23-008

Photometric Accuracy :

Wavelength (nm.)	CRMs Values (Abs)	UUC Reading (Abs)	Correction (Abs)	Uncertainty (Abs)	Coverage factor k
235	0.0000	0.000	0.0000	0.0050	2.00
	0.7478	0.744	0.0038	0.0057	2.00
257	0.0000	0.000	0.0000	0.0050	2.00
	0.8686	0.863	0.0056	0.0059	2.00
313	0.0000	0.000	0.0000	0.0050	2.00
	0.2912	0.290	0.0012	0.0051	2.00
350	0.0000	0.000	0.0000	0.0050	2.00
	0.6448	0.639	0.0058	0.0055	2.00

เอกสารไม่ควบคุม

DQE Services Co.,Ltd.
DQE Services
32 Soi Ladprao-Wanghin 55, Ladprao-Wanghin Rd., Ladprao, Ladprao, Bangkok 10230
Phone : +66 (0)2 538 2054, Email : dqeservicesinfo@gmail.com

REPORT OF CALIBRATION

Certificate No. : SP23-008

Wavelength Accuracy :

CRMs Values (nm.)	UUC Reading (nm.)	Correction (nm.)	Uncertainty (nm.)	Coverage factor k
241.72	241.0	0.72	0.18	2.00
279.45	278.8	0.65	0.18	2.00
287.81	287.9	-0.09	0.18	2.00
334.06	333.5	0.56	0.18	2.00
360.93	360.5	0.43	0.18	2.00
418.59	418.0	0.59	0.18	2.00
445.94	445.8	0.14	0.18	2.00
453.66	453.0	0.66	0.18	2.00
460.02	459.5	0.52	0.18	2.00
536.59	536.5	0.09	0.18	2.00
637.98	638.0	-0.02	0.18	2.00
431.38	430.6	0.78	0.18	2.00
472.50	472.0	0.50	0.18	2.00
513.47	513.0	0.47	0.18	2.00
528.88	528.5	0.38	0.18	2.00
573.17	573.7	-0.53	0.18	2.00
585.35	585.0	0.35	0.20	2.00
684.40	684.0	0.40	0.18	2.00
740.72	740.5	0.22	0.20	2.00
748.55	748.5	0.05	0.18	2.00
807.03	807.0	0.03	0.18	2.00
879.28	879.5	-0.22	0.18	2.00

Remark : - UUC = Unit Under Calibration

- N/A = Not Avaiable
- The result expanded uncertainty of measurement U is stated as the standard uncertainty of measurement multiplied by the coverage factor *k*, which for a normal distribution corresponds to a coverage probability of approximately 95%
- * Indicates non TISI accredited

- End of Certificate -

เอกสารไม่ควบคุม

HANNA instruments
Hanna Instruments (Thailand) Ltd.
410/67-68 Soi Ratchadapisek 24, Ratchadapisek Rd., Samsen-nok, Huaykwang, Bangkok 10310 Tel: 0-2541-4199 Fax: 0-2541-4198

ilac-MRA
ANAB ACCREDITED CALIBRATION LABORATORY AC-3061

Certificate No. : HIT-2312-0342

CERTIFICATE OF CALIBRATION

Equipment : COD Test Tube Heater
Meter Model : HI839800-02 **Serial No. :** H018500I
Tube Heater : 25 Vial Capacity **Accuracy :** ±2°C
Temperature Range : -10 °C to 160 °C **Temperature of Reaction :** 150°C
Ambient Temperature : (25 ± 2)°C **Relative Humidity :** (50 ± 15)% RH
Manufacturer : Hanna Instruments **Made in :** Romania
Condition As-Received : Used Product **Reference :** RE230392
Customer name : United Analyst and Engineering Consultant Co., Ltd.
3 Soi Udomsuk 41, Sukhumvit Rd., Bangchak,
Phrakhanong, Bangkok 10260
Received date : 8 March 2023
Calibrate date : 10 March 2023
Issue date : 20 March 2023
Calibrated Location : Hanna Instruments (Thailand) Ltd.
Calibration Procedure : This calibrator was conducted by using in-house: calibration procedure CP-04 by using certified reference material.

Calibrated by :
☑ Mr. Pichit Petthong
☐ Mr. Jakkapob Pentisan
☐ Mr. Channarong Soinak

Approved by : Mr. Anan Suwanchaisakul
Authorized Signatory
HANNA instruments (Thailand) Limited

This certificate was certified only for the instrument we calibrated.
This result of calibration was found accurate on date and place of calibration only.
** This certificate may not be reproduced other than in full, except with the prior written **
approval of the head of Hanna Instrument (Thailand).

เอกสารไม่ควบคุม

HANNA instruments

Condition of this calibration result

Reference Standard Instruments:

Instruments	Model	Serial No.	Certificate No.	Traceable
Data Acquisition Switch Unit	34970A	MY44065265	WK2207-065-1	WK Electric Co., Ltd.

Calibration Result:

Measurement Temperature Source Accuracy for COD Reactor

Capacity (Vial)	Nominal Value (°C)	Average Value (°C)	±Uncertainty (°C)	±Tolerance of UUC (°C)	Acceptance Criteria
25 Vial	150.0	150.3	0.59	2	Pass

Figure: Shows the location of the temperature source.

(1A) 149.78°C	(2A) 150.31°C	(3A) 150.63°C	(4A) 149.93°C	(5A) 150.31°C
(1B) 150.35°C	(2B) 150.18°C	(3B) 149.93°C	(4B) 150.18°C	(5B) 150.21°C
(1C) 150.24°C	(2C) 151.10°C	(3C) 150.80°C	(4C) 150.36°C	(5C) 150.86°C
(1D) 150.16°C	(2D) 149.77°C	(3D) 150.22°C	(4D) 150.67°C	(5D) 150.43°C
(1E) 149.94°C	(2E) 150.44°C	(3E) 150.06°C	(4E) 150.63°C	(5E) 149.29°C

Remark: The Acceptance criteria is the error value plus or minus the Measurement Uncertainty, and then Not More than the Tolerance value of UUC, therefore concluded that pass.

The reported uncertainty of measurement was based on standard uncertainty multiplied by a coverage factor k=2, providing a level of confidence of approximately 95%.

** End of certificate **

เอกสารไม่ควบคุม

สุขสาหกรรมพัฒนามูลนิธิเพื่อสถาบันอาหาร
ศูนย์บริการห้องปฏิบัติการอุตสาหกรรมอาหาร
Foundation for Industrial Development National Food Institute
Food Industrial Laboratory Service Center

Verification Certificate

Certificate No.: 2302413-001-01
Client name: UNITED ANALYST AND ENGINEERING CONSULTANT CO., LTD.
Address: 3 Soi Udomsuk 41, Sukhumvit Road, Bangchack, Prakhanong, Bangkok 10260

Equipment: HEATING BLOCK DIGESTION

Manufacturer: FOSS

Model: 2520

Serial No.: 91794469

ID No.: UAE.WAS.011/2560

Order No.: 2302413

Operation No.: 2302413-001

Date of Receipt: 28 March 2023

Date of Calibration: 30-31 March 2023

Calibrated by Mr.Nuttapol Niyomchat, Specialist

Approved by (Mr.Pheraphat Tuanjit), Manager, Division of Calibration Laboratory, Responsible for the Technical Management Team

Date of Issue: 10 April 2023

The uncertainties are for a confidence probability of approximately 95 %.

This Certificate is issued in accordance with the conditions of accreditation granted by the Thai Laboratory Accreditation scheme which has assessed the measurement capability of the laboratory and its traceability to recognized national standards and to the units of measurement realized at the corresponding national standards laboratory. This certificate may not be reproduced other than in full except with the prior written approval of the National Food Institute.

เอกสารไม่ควบคุม

2008 ซอยอุดมสุข 36 ถนนสุขุมวิท แขวงบางจาก เขตพระโขนง กรุงเทพมหานคร 10260
2008 Soi 36, Arun Amarin Road, Bang Yi Khan Subdistrict, Bang Phlat District, Bangkok 10700, Thailand
Tel +66(0) 2422 8688 Fax +66(0) 2422 8545
nfi.or.th

สุขสาหกรรมพัฒนามูลนิธิเพื่อสถาบันอาหาร
ศูนย์บริการห้องปฏิบัติการอุตสาหกรรมอาหาร
Foundation for Industrial Development National Food Institute
Food Industrial Laboratory Service Center

Verification Report

Certificate No.: 2302413-001-01
Equipment: HEATING BLOCK DIGESTION
Model: 2520 Serial No.: 91794469
Resolution: 1 °C ID No.: UAE.WAS.011/2560
Manufacturer: FOSS
Date of Calibration: 30-31 March 2023

Location: Laboratory Room, NATIONAL FOOD INSTITUTE
Environment Condition:
Ambient Temperature (25 ± 3) °C
Relative Humidity (55 ± 15) %
Line Voltage (220 ± 10) Volt

Condition of this results of Calibration:

1. This instrument was calibrated by insert standard thermocuples type R into its heating block digestion and compared to temperature obtained from reference standards thermometer at calibrated point.
   - The temperature scale used was based on ITS - 90 .
   - All data show below were final values and the initial data may be obtained upon request.
2. Reference Standard Instrument :

Instrument	Model	Serial No.	Certificate No.	Due Date	Through
Digital Thermometer with Thermocouple	34970A	MY44065576/MY41194453	TC22/0044	5-May-2023	N.M. Technical Center Laboratory
	Type R	TC#101-103 / CH#101-103			

3. This certificate is traceable to international system of units (SI Units).
4. This certificate was certified only for the instrument we calibrated.
5. This result of calibration was found accurate as shown on date and place of calibration only.
6. Condition of Calibrated item : Good
   UUC* Description
   Time of Record - Hour 30 Minute At 380 °C
7. Result of Calibration : [X] Without adjustment [ ] After adjustment

เอกสารไม่ควบคุม

2008 ซอยอุดมสุข 36 ถนนสุขุมวิท แขวงบางจาก เขตพระโขนง กรุงเทพมหานคร 10260
2008 Soi 36, Arun Amarin Road, Bang Yi Khan Subdistrict, Bang Phlat District, Bangkok 10700, Thailand
Tel +66(0) 2422 8688 Fax +66(0) 2422 8545
nfi.or.th

สุขสาหกรรมพัฒนามูลนิธิเพื่อสถาบันอาหาร
ศูนย์บริการห้องปฏิบัติการอุตสาหกรรมอาหาร
Foundation for Industrial Development National Food Institute
Food Industrial Laboratory Service Center

Verification Report

Certificate No.: 2302413-001-01
Equipment: HEATING BLOCK DIGESTION
Model: 2520 Serial No.: 91794469
Resolution: 1 °C ID No.: UAE.WAS.011/2560
Manufacturer: FOSS
Date of Calibration: 30-31 March 2023

Calibration point: 380 °C
Calibration result:
Reporting of Temperature

Block No.	UUC* Setting (°C)	UUC* Reading (°C)	Stability (±°C)	Standard Thermometer (°C)	Uncertainty (±°C)
1	380	380	0.96	377.74	2.1
2	380	380	0.40	377.28	2.1
3	380	380	1.18	377.82	2.1
4	380	380	0.44	377.19	1.6
5	380	380	0.11	377.30	1.6
6	380	380	0.14	377.90	1.6
7	380	380	1.17	373.85	2.1
8	380	380	0.33	376.96	2.1
9	380	380	0.14	374.18	2.1
10	380	380	0.96	378.56	2.0
11	380	380	1.04	378.34	2.0
12	380	380	0.35	378.06	2.0
13	380	380	0.48	377.05	1.6
14	380	380	0.38	379.19	1.6
15	380	380	0.50	377.48	1.6
16	380	380	0.48	378.33	1.7
17	380	380	0.71	377.60	1.7
18	380	380	0.35	376.77	1.7
19	380	380	0.84	377.06	1.8
20	380	380	0.41	378.58	1.8

Note:
- UUC* = Unit Under Calibration
- Immersion depth of standard thermometer in tube level high of sand is equal heater plate of UUC.
- Stability = One-half of the greatest maximum difference of measured temperatures at one sensors, for at least half an hour after reaching steady state.

เอกสารไม่ควบคุม

2008 ซอยอุดมสุข 36 ถนนสุขุมวิท แขวงบางจาก เขตพระโขนง กรุงเทพมหานคร 10260
2008 Soi 36, Arun Amarin Road, Bang Yi Khan Subdistrict, Bang Phlat District, Bangkok 10700, Thailand
Tel +66(0) 2422 8688 Fax +66(0) 2422 8545
nfi.or.th

สุสาหกรรมพื้นฐานและการเกษตร
ศูนย์บริการห้องปฏิบัติการอุตสาหกรรมอาหาร
Foundation for Industrial Development National Food Institute
Food Industrial Laboratory Service Center

Verification Report

Certificate No.:	2302413-001-01
Equipment:	HEATING BLOCK DIGESTION
	Model: 2520 Serial No.: 91794469
	Resolution: 1 °C ID No.: UAE.WAS.011/2560
	Manufacturer: FOSS
Date of Calibration:	30-31 March 2023
Calibration point:	380 °C
Calibration result:	Continued

Page 4 of 4

Figure 1. Location of Reference Standard and Block Diagram of Digestion Unit

TOP VIEW

Sensor Installation Location

Note:
- UUC* = Unit Under Calibration
- Immersion depth of standard thermometer in tube level high of sand is equal heater plate of UUC.
- Stability = One-half of the greatest maximum difference of measured temperatures at one sensors, for at least half an hour after reaching steady state.

The report uncertainty of measurement was based on standard uncertainty multiplied by coverage factor k= 2, providing a level of confidence of approximately 95 %.

--------- End ---------

F-CS-009 Revision: 01 Date: 20-04-65

2008 ถนนอรุณอมรินทร์ 36 ถนนอรุณอมรินทร์ แขวงบางยี่เรือ เขตธนบุรี กรุงเทพมหานคร 10600
2008 Soi 36, Arun Amarin Road, Bang Yi Khan Subdistrict, Bang Phlat District, Bangkok 10700, Thailand
Tel. +66(0) 2422 8688 Fax +66(0) 2422 8545

เอกสารไม่ควบคุม

FOSS

Customer Service Report

FOSS South East Asia
3388 Sirinrat Building, 25th – 26th Floor, Unit No. 3388/90,
Rama IV Road, Klongton , Klongtoey, Bangkok, Thailand 10110

Report No: 6623

Date:	July 25, 2022		
Customer:	United Analyst and Engineering	Address:	กรุงเทพ
Instrument:	KT8100	Serial:	91889052

Hours	Travel To Customer		Labour		Travel From Customer	
Start	9.00	30 mins	9.00-12.00	3 hrs	16.30	1 hrs.
Finish	9.30		13.00-16.00	6 hrs.	17.30	

Job Type							
Application		Special		Standard			
Normal		Courtesy Visit		Installation	X	Training	
Distributor		PMA Onboarding		Quote		In House	
Internal		Warranty		Repair		PM	
Digital Service		Sales Support		Remote		Other	

PO/Quote Number:	Not Applicable		
PMA Type	Not applicable	Contract No.	Not applicable

Details of Work / Test	Condition / Status
- Unpack กล่องเครื่อง ตรวจสอบความเรียบร้อย	OK
- ตรวจสอบ Accessory kit	OK
- ติดตั้งเครื่องกรองไอ ท่อน้ำ ท่อ Alkali ท่อน้ำเย็น ต่อเข้าเครื่อง	OK
- ตรวจสอบเครื่องด้วย IQ, OQ, PQ	OK
Instrument Ready for Use	OK / Not OK

Part No:	Batch	Description	Qty

I confirm this report is accurate and complete			
Signed FOSS	Pampa O.	Signed Customer	
Name	Pampa Onnom	Name	Kittphong Boonpuang

Would you be willing to participate in a brief survey in order to tell us how we performed? Yes

เอกสารไม่ควบคุม

FOSS

Customer Service Report

FOSS South East Asia
3388 Sirinrat Building, 25th – 26th Floor, Unit No. 3388/90,
Rama IV Road, Klongton , Klongtoey, Bangkok, Thailand 10110

Report No: 6534

Date:	25/7/2022		
Customer:	United Analyst and Engineering	Address:	กรุงเทพ
Instrument:	KT8100	Serial:	91889052

Hours	Travel To Customer		Labour		Travel From Customer	
Start	9.00	0.5	9.12 am	6 hr	4.30	1 hr
Finish	9.30		1-4 pm		5.30	

Job Type							
Application		Special		Standard			
Normal		Courtesy Visit		Installation		Training	
Distributor		PMA Onboarding		Quote		In House	
Internal		Warranty		Repair		PM	
Digital Service		Sales Support		Remote		Other	

PO/Quote Number:	Not applicable		
PMA Type	Not applicable	Contract No.	Not applicable

Details of Work / Test	Condition / Status
	Done
Install Software	
- software	
- program Editor	
- mp setting	
- Manual Run	
- User maintenance	
- Run Flush	
- Run Recovery	
Instrument Ready for Use	OK / Not OK

Part No:	Batch	Description	Qty

I confirm this report is accurate and complete			
Signed FOSS		Signed Customer	
Name	Tinnitha Somrug	Name	Kittphong Boonpuang

Would you be willing to participate in a brief survey in order to tell us how we performed? Yes

เอกสารไม่ควบคุม

FOSS Installation Qualification

Kjeltec™ 8100 Distillation Unit

This IQ applies to Kjeltec™ 8100 Distillation Unit manufactured by FOSS Analytical. The installation is performed by FOSS trained service personnel.

1 Intended Use

Kjeltec 8100 is intended for laboratory use analyzing parameters as specified in FOSS Analytical AB's Application Notes.

2 Purpose

This installation Qualification is designed to assure that:

- The Kjeltec instrument is received complete, with all required parts in good condition.
- The location of the instrument is environmentally and ergonomically suitable
- The instrument is assembled and configured correctly
- Suitable electricity and water are supplied to the instrument, see table 2 for requirements.

3 Identification

Description	Serial Number
Kjeltec 8100 Distillation Unit	91889052

Dedicated Analytical Solutions

FOSS Analytical A/S
69 Slangerupgade
DK-3400 Hillerød
Denmark
Tel +45 7010 3370
Fax +45 7010 3371
E-mail support@foss.dk
Web www.foss.dk

FOSS Analytical AB
Box 70
SE-263 21 Höganäs
Sweden
Tel +46 42 361500
Fax +46 42 340348
E-mail support@foss.dk
Web www.foss.dk

เอกสารไม่ควบคุม

4 Control of Received Equipment

4.1 Verify that the correct instrument type and accessory kit items are received and in proper condition

The packing list (shipped with the instrument) specifies all the items. The installer will verify that all items are received as shipped on the packing list. For each item listed, verify that the acceptance criteria are met. If so, write "Y" in the right column of the table immediately following.

Packing List Item	Acceptance Criteria	Pass/Y/N)
Kjeltec 8100 Distillation Unit	No visible damage, received in undamaged FOSS Analytical's standard shipping container	Y
Accessory kit, according to packing list	Included. No visible damage, received in undamaged FOSS Analytical's standard shipping container	Y
Handling device for digestion tube	Included. No visible damage.	Y
Tanks with level sensors for Waste, Alkali and Water	Included. No visible damage.	Y
Receiver flask	Included. No visible damage.	Y
One digestion tube 250ml One digestion tube 100 ml	Included. No visible damage.	Y
Tube adapter	Included. No visible damage.	Y
User manual	Kjeltec 8100 Distillation Unit	Y
Owners guide	Kjeltec 8100 Distillation Unit	Y
Quick guide	Kjeltec 8100 Distillation Unit	Y
Spare parts manual	Kjeltec 8100 Distillation Unit	Y
Application notes	AN 300 included AN 303 included	Y

เอกสารไม่ควบคุม

5 Installation

5.1 The equipment must be installed in a suitable location with power, water and draining available

Verify that the instrument installation site meets the acceptance criteria given in the table below. If so, write "Y" in the right column of the table immediately following.

Location Requirements	Acceptance Criteria	Pass (Y/N)
Adequate space for instrument	Dimensions 48x58x69 cm	Y
AC supply available for instrument	200-240 V 50/60Hz	Y
Current	10 A	Y
Cold water supply available	2 L/min at 30°C	Y
Drain	For cooling water and waste (depending on local waste disposal legislation)	Y
Ambient temperature	Max. 40°C	Y
Ambient humidity	Max. 80% relative	Y
Internal fuses	T10A AH	Y

เอกสารไม่ควบคุม

5.2 The instrument must be assembled correctly

Verify that all tubes are correct connected. If so, write "Y" in the right column of the table immediately following.

Instrument Tubing Connections	Acceptance Criteria	Pass (Y/N)
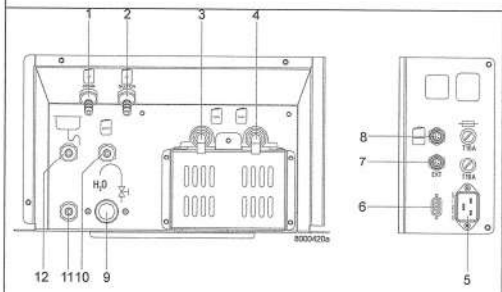 1. Deionised water in (steam generator) 2. Deionised water in (dilution water) 3. *) Receiver solution in 4. Alkali in 5. Power 6. Not used 7. External titration module 8. Level sensors 9. Cooling water in (tap water) 10. Waste water out (tube drain vessel) 11. Drain 12. Cooling water out (tap water) *) Only on Kjeltec 8200	Visual verification by installer	Y

เอกสารไม่ควบคุม

5.3 The instrument should be assembled and powered up

Connect the distilling unit to the power supply. Perform the start up procedure and check that the expected response is obtained. If so, write "Y" in the right column of the table immediately following.

Action	Expected Response	Pass (Y/N)
Switch on the power	The instruments start up and the self test will run. The sample counter shows the number of analysed samples since first power and the Software Version shows the version of the instruments software.	Y
	After start-up, Program 1 is loaded and the Analyse menu is displayed.	Y
Turn on the cold water tap	No visible reaction	Y
Press the **"Manual"** view	The Manual menu is opened	Y
Open the door with the handle, place the test tube and receiver flask in position. Close the door.		Y
Select **Dilution** and press **Start**	Water is added to the tube	Y
Select **Alkali** and press **Start**	Alkali is added to the tube	Y
Select **Steam** and press start	After heating up, steam is entering the tube	Y
Select **Drain** and press **Start**	The tube is drained	Y

เอกสารไม่ควบคุม

6 Summary of Deviations/Comments

Deviations from above requirements are specified below and any corrective actions are noted.

Deviation	Action	Comment

7 IQ Documentation

Upon successful completion and recording of all instructions above, sign and date this sheet below. If required by customer, leave one signed copy with instrument.

If customer's internal procedures require further reporting or witnessing of results, execute those procedures as required.

Installed By: Pannipa Onnom

Company: Foss SEA

Customer Name: ~~United Analyst and Engineering~~

Company: United Analyst and Engineering

Date completed: July 25, 2022

เอกสารไม่ควบคุม

Kjeltec™ 8100 Distillation Unit

This OQ applies to Kjeltec 8100 Distillation Unit manufactured by FOSS Analytical. The operation qualification is performed by FOSS trained service personnel.

1 Intended Use

Kjeltec 8100 is intended for laboratory use analyzing parameters as specified in FOSS Analytical Application Notes.

2 Purpose

This procedure is designed to test the function of the instrument according to factory test specifications:

- Alkali volume
- Distillation Accuracy
- Distillation Repeatability

3 Identification

Description	Serial Number
Kjeltec 8100 Distillation Unit, 200-240 V 50/60 Hz	91 889052

Dedicated Analytical Solutions

FOSS Analytical A/S
69 Slangerupgade
DK-3400 Hillerød
Denmark
Tel +45 7010 3370
Fax +45 7010 3371
E-mail support@foss.dk
Web www.foss.dk

FOSS Analytical AB
Box 70
SE-263 21 Höganäs
Sweden
Tel +46 42 361500
Fax +46 42 340349
E-mail support@foss.dk
Web www.foss.dk

เอกสารไม่ควบคุม

4 Performance

4.1 Verify the dispensed volumes of reagents

Note! To verify the dispensed volumes of reagents a triple test should be done to be statistic correct. Then calculate a mean value.

1. Choose "Manual" in the menu. (When starting up the instrument Program 1 is loaded)
2. Open the safety door by pressing **Open** and place a tube in the instrument. Close the safety door.

Water

1. Press **Dilution** and then press **Start**. 80 ml of water will be filled into the tube.
2. Measure the collected water in a graduated measuring glass and note the result in table 1 below.
3. Check acceptance criteria in the table and make the judgment if passed or not.

   Note! If the water volume needs to be calibrated, go to 4.8.5 Dilution Pump Calibration in the User Manual.

Alkali

1. Press **Alkali** and then press **Start**. 50 ml of alkali will be filled into the tube.
2. Measure the collected alkali in a graduated measuring glass and note the result in table 1 below.
3. Check acceptance criteria in the table and make the judgment if passed or not.

Table 1 Volume control

Test	Result	Expected result	Passed (Y/N)
Water volume	83 ml 83 ml 82 ml Mean 82.67 ml	76- 84 ml	Y
Alkali volume	52 ml 52 ml 53 ml Mean 52.33 ml	47- 54 ml	Y

เอกสารไม่ควบคุม

4.2 Verify the distillation procedure, accuracy and precision

The distillation principle is to convert ammonium (NH_4^+) into ammonia (NH_3) by using an alkali (NaOH) and thereafter steam distil it into a receiver flask containing boric acid and titrate with standard acid solution using colorimetric end-point detection. Ammonium sulphate, a substance with known ammonia content, can be used to check the accuracy of the distillation. The recovery is calculated from obtained result.

The way to perform this test will be described in the following.

Chemical Check

Use ammonium sulphate $(NH_4)_2SO_4$, purity > 99.5 % *)

Mol. weight = 132.14 g/mol, Nitrogen content in ammonium sulphate (99.5 %) = 21.09% *)

Analysis conditions according to AN 300

Water	80 ml
Alkali	50 ml NaOH (40%w/w)
Receiver solution	30 ml boric acid (4%)
Distillation time	5 minutes
SAfE	5 seconds
Titrant	0.2N HCl

For reagent preparation see Appendix A

1. Start the instrument and run two blanks without chemicals according to above analysis conditions, distil into a receiver flask containing boric acid. Titrate with a standard acid solution using colorimetric end-point detection. If the blanks are less than 0,2 ml continue with the recovery tests:
2. Weigh 0.15 g ammonium sulphate into a tube. Prepare 6 samples (tubes).
3. Run the six samples according to above analysis conditions. Titrate with a standard acid solution using colorimetric end-point detection.
4. Calculate the recovery according to below equations. Expected results of recovery should be 100%±1%.

Recovery test	Result	Expected result	Passed (Y/N)
Blank value (water blank)	1. 0.09 ml 2. 0.14 ml	0.05-0.20 ml	Y
Recovery	1. 100.30 % 2. 100.30 % 3. 100.65 % 4. 99.01 % 5. 99.97 % 6. 100.09 %		
Accuracy	Mean Value: 100.09	99-101%	Y
Precision	SD: 0.552	SD <1%	Y

เอกสารไม่ควบคุม

*) **Note!** Please also note that the below calculations must be adjusted if other purity levels of ammonium salts are used. A certificate for the chemical supplier should be available

Purity	Nitrogen content
99,5%	21.09%
99,6%	21.12%
99,7%	21.14%
99,8%	21.16%
99,9%	21.18%

$$\% \, Nitrogen = \frac{(ml_{sample} - ml_{blank}) \times N \times 14{,}007 \times 100}{mg_{sample}}$$

0.1095

21.72

N = Normality of titrant to 4 places of decimal.

$$\% \, Recovery = \frac{\% Nitrogen}{21.09} \times 100$$

mg sample

① ~~0.1598~~ 23.56

②

③

④

⑤

⑥

เอกสารไม่ควบคุม

5 Summary of Deviations/Comments

Deviations from above requirements are specified below and any corrective actions are noted.

Deviation	Action	Comment

6 OQ Documentation

Upon successful completion of tests above, sign and date this sheet below. If required by customer, leave one signed copy with instrument.

If customer's internal procedures require further reporting or witnessing of results, execute those procedures as required.

Performed By: _____

Company: _____

Customer Name: _____

Company: _____

Date completed: _____

เอกสารไม่ควบคุม

7 Appendix A

7.1 Preparation of Reagents

7.1.1 Alkali

To convert ammonium into ammonia an excess of sodium hydroxide is necessary.

Use 400 g NaOH per litre of solution. Commercially available in concentrations up to 50 %. Do not use concentrations above 40 % as this will lead to crystal formation impairing the function of the pumps. If you can only buy concentrations > 40 %, dilute it before use.

7.1.2 Titrant acid, determination of concentration

To be able to achieve accurate nitrogen / protein results, one must be quite sure that the HCl (hydroehloric acid) concentration is what it is supposed to be. A titration against a predetermined solution of sodium carbonate as described below is thus necessary. Incorrect HCl concentration can otherwise cause substantial errors.

- **Standard substance**
  Weigh approx. 10 g of anhydrous sodium carbonate (Na_2CO_3). Use a mortar to make a fine powder. Dry it for 1 h at 265 °C or 2 h at 200 °C. After cooling in a desiccator, transfer the sodium carbonate to a beaker with a tight lid. Store it in a desiccator.
- **Indicator solutions**
  Dissolve 0.1 g methyl red in 100 ml methanol. Dissolve 0.1g bromocresol green in 100 ml methanol.
- **Procedure**
  Weigh approx. 0.4 g of the standard substance, using an analytical balance, note the weight (W_1). Transfer the sodium carbonate to a receiver flask and add 40 ml of H_2O (distilled or deionized). Add 8 drops from each of the indicator solutions. Titrate to pink. Note the amount in ml used (A_1). Boil this solution for a few minutes. The solution will turn green. Cool rapidly to room temperature under running water. Continue the titration until the next pink colour change occurs. Note also this volume (A_2). Boil the solution for a few minutes. Cool rapidly to room temperature under running water. Continue the titration until the next pink colour occurs. Note also this volume (A_3)

  Note! Temperature changes will influence the volume and the concentration of the titrant solution. The working temperature of the titrant should approximate that of its temperature during standardization. If temperature corrections are necessary, sufficient accuracy may be obtained by use of a correction table. (AOAC 942.25)

เอกสารไม่ควบคุม

7.2 Calculation

$$Molarity\ (M) = \frac{18{,}870 \times W_1}{(A_1 + A_2 + A_3)}$$

Note! Concentration must be accurate to four digits, i.e. 0.2000 M.

Note! The colour change of this official procedure (AOAC 936.15) may be difficult to see, therefore a pH meter or a mixed indicator (e.g. 0.1 g Methyl red and 0.1 g Bromocresol green in 100 ml methanol) will make it much easier to perform.

7.3 Receiver Solution

Boric acid 4 % with bromocresol green / methyl red indicator solution

In order to obtain accurate results the receiver solution is adjusted so that a small (0.05-0.20 ml) positive blank is obtained when running a blank sample. The 4 % boric acid receiver solution is prepared by dissolving 400 g of boric acid in about 5-6 l very hot deionized water. Mix and add more hot deionized water to a volume of about 9 l. Cool the solution to room temperature and add 100 ml of bromocresol green solution (100 mg in 100 ml methanol) and 70 ml of methyl red solution (100 mg in 100 ml of methanol). Dilute to 10 l with deionized water and mix carefully.

Note! The addition of alkali is to achieve a positive blank value. This should, however, be kept between 0.05 - 0.20 ml titrant, to obtain good repeatability when testing blanks.

Adjustment of the boric acid is made by the following procedure:

1. Transfer 25 ml boric acid solution to a receiver flask and add 100 ml of distilled water. If the solution in the flask is still red, titrate with 0.1 M sodium hydroxide solution until a neutral grey colour is obtained. Calculate the amount of sodium hydroxide solution necessary to adjust the boric acid solution in the 10 l flask with the formula: ml 1.0 M alkali = ml titrant x 40
2. Add the calculated amount of 1.0 M alkali solution to the boric acid solution. Mix.
3. To check proceed as follows using 25 ml of the boric acid solution. Run a blank. If the value of this blank is high (0.5 ml of 0.2 M HCl) the boric acid is incorrectly adjusted. This might create irregular blanks. For correction add HCl directly into the boric acid tank, mix it carefully and repeat until a reading of 0.05 - 0.20 ml HCl is obtained. If a positive blank is not achieved, add further small quantities of 1 M NaOH and repeat the check until a satisfactory value is achieved.

เอกสารไม่ควบคุม

Kjeltec™ 8100 Distillation Unit
Tecator™ 2508/2520 Digestor

1 Scope

This PQ applies to the Digestion system 2508/2520 (including exhaust and scrubber unit) and Kjeltec 8100 Distillation Unit manufactured by FOSS Analytical. The user of the instrument performs the PQ.

2 Intended Use

The Digestion system (including exhaust and scrubber) and Kjeltec 8100 Distillation Unit are intended for laboratory use analyzing parameters as specified in FOSS Application Notes.

3 Purpose

The guidelines are intended to assist the user in successfully developing Performance Qualifications for the specific application(s) to which the instrument is applied.

The Performance Qualification (PQ) includes the process of demonstrating that the Digestion system 2508/2520 (including exhaust and scrubber unit) and the Kjeltec 8100 Distillation unit consistently perform according to a specification appropriate for its routine use. Main activities in the PQ phase are:

- Preventive maintenance
- On-going verification tests

This document suggests routines to fulfill the requirements for an acceptable PQ but the final procedure should be adapted to local routines for similar equipment.

4 Definition of Test Procedures

4.1 Preventive Maintenance

Maintenance of the Kjeltec 8100 should be performed according to the instructions in manual, see User Manual Kjeltec 8100/8200 Distillation Unit, chapter 5. Maintenance. A yearly service is recommended (service agreement).

Maintenance of the Digestion block (including exhaust and scrubber) should be performed according to instruction in the user manual, see User Manual Tecator Digestor, chapter 5. Maintenance.

เอกสารไม่ควบคุม

4.2 Ongoing Qualification Tests

Block Temperature

The temperature for the digestion is limited by the boiling point for the sulphuric acid, this can be increased by adding a salt (K_2SO_4) to the digestion mixture. It's important that the optimal ratio between acid and salt is kept; please follow recommendation in AN 300 or suggested procedures for a specific kind of sample material.

The block temperate itself can be controlled external by inserting a temperature probe in the intended hole in the aluminium block (front row of holes).

Use the reagents and method procedure specified in AN 300. Use only reagents of recognized analytical grade, unless otherwise specified and distilled or demineralised water o water of equivalent purity.

Suggested standard material for internal quality control:

Ammonium sulphate [$(NH_4)_2SO_4$], min. 99.5 % (mass fraction), with certified purity.

Note: The above chemical is usually readily available with a certificate specifying the purity.

Alternatively ammonium iron(II) sulphate, $(NH_4)_2$ Fe $(SO_4)_2$ x 6 H_2O, with certified purity may be used.

Tryptophan ($C_{11}H_{12}N_2O_2$), minimum assay 99 % (mass fraction). Nitrogen content 137.2 g/kg. Do not dry in an oven before use.

Acetanilide (C_8H_9NO), minimum assay 99 % (mass fraction). Nitrogen content 103.6 g/kg. Do not dry in an oven before use.

Sucrose, ($C_{12}H_{22}O_{11}$), with a nitrogen content of not more than 0.002 % (mass fraction). Do not dry in an oven before use.

Blank Tests

Carry out a blank test following the currently used procedure for digestion, distillation and titration taking 2 ml of water and about 0.7 g of sucrose instead of the test portion. Keep a record of blank values. If blank values change, identify the cause.

Note: The amount of titrant used in the blank test should always be greater than 0.0 ml. Blanks within the same laboratory should be consistent across time.

4.3 Recovery Tests

Regularly run recovery studies to check the accuracy of procedure and equipment:

- *Nitrogen loss.* - Use 0.12 g ammonium sulphate and 0.67 g sucrose per flask weighted to the nearest 0.1 mg. Add all other reagents as stated in the method currently used (Kjeltabs, H_2SO_4, etc). Digest and distil under same conditions as for sample. Recoveries shall be >99 %.
- *Digestion efficiency* - Use a test portion of minimum 0.15 g of tryptophan or acetanilide and 0.67 g sucrose per flask weighed to the nearest 0.1 mg. Determine the nitrogen content according to the current procedure in use. The recoveries of tryptophan shall be >98.5 %; the recoveries of acetanilide shall be >99.5 %.
- *Distillation and titration efficiency* – Distil 0.10 – 0.15 g ±0.0001 g ammonium sulphate, omitting the digestion step. The recoveries should be >99.5 %.

Note: Results less than 98.5 % or more than 101.0 % in either of the recovery tests indicate failures in the procedure and/or inaccurate concentration of the standard volumetric hydrochloric acid solution (should be adjusted to four decimals accuracy according to procedure in AN 300)

เอกสารไม่ควบคุม

External Quality Control Program

It is recommended to participate in an external quality control program, such a proficiency program or ring test, with equivalent sample material as analysed within the laboratory.

Calculation and Expression of Results

$$w_n = \frac{14.007(V_s - V_b)N \times 100\%}{m}$$

Where:

w_n is the nitrogen content of the sample, expressed as a percentage by mass.

V_s is the numerical value of the volume of the hydrochloric acid standard volumetric solution) used in the sample test, in milliliters, expressed to the nearest 0.05 ml.

V_b is the numerical value of the volume of the hydrochloric acid standard volumetric solution used in the blank test, in milliliters, expressed to the nearest 0.05 ml.

N is the numerical value of the exact normality of the hydrochloric acid standard volumetric solution, expressed to four decimal places.

m is the numerical value of the mass of the test portion , in milligrams, expressed to the nearest 1 mg for sample weights >1 g or to the nearest 0.1 mg for sample weights <1 g.

5 Maintenance

5.1 Maintenance Kjeltec™ 8100

See instructions in User Manual - Kjeltec 8100/8200, chapter 5 Maintenance.

5.2 Maintenance Tecator™ Digestor

See instructions in User Manual - Tecator Digestor, chapter 5 Maintenance.

6 The Maintenance Record Charts

This record charts are provided to assist you in keeping your system in good working order. Please make copies and use them regularly as they can often help us to help you in the unlikely event a system malfunction.

เอกสารไม่ควบคุม

6.1 FossCare™ Service Log

Date	Work Performed and Parts Used	FOSS Representative	Customer Representative	FossCare™ Service Report No.

Applicable for FOSS sales and service companies.

เอกสารไม่ควบคุม

6.2.2 Weekly Maintenance

Date	/	/	/	/	/	/	/	/	/	/	/	/	/	/
Check of Safety Functions														
Check of Reagent Tanks														
Check of Digestion Tubes														
Signature														
Number of analyses														

เอกสารสำเนาควบคุม

Date	Work Performed and Parts Used	FOSS Representative	Customer Representative	FossCare™ Service Report No. [1]

[1] Applicable for FOSS sales and service companies.

เอกสารสำเนาควบคุม

6.2.3 Every 1-3 Months Maintenance

Date	/	/	/	/	/	/	/	/	/	/	/	/	/	/
Cleaning of Alkali Pump														
Cleaning of Splash Head														
Cleaning of Receiver Solution Dispensing System														
Check of Tube Adapter														
Signature														
Number of analyses														

เอกสารสำเนาควบคุม

6.2 FossCare™ Customer Log

6.2.1 Daily Maintenance

Date	/	/	/	/	/	/	/	/	/	/	/	/	/	/
Steam Cleaning														
Cleaning of Drip Tray, Tube Support and Safety Door														
Cleaning of Tube Adapter														
Cleaning from Spillage														
Check of Sample Racks														
Signature														
Number of analyses														

เอกสารสำเนาควบคุม

6.2.4 Additional Maintenance

Date	/	/	/	/	/	/	/	/	/	/	/	/	/	/	/	/	/	/
Cleaning of Steam Generator																		
Signature																		
Number of analyses																		

เอกสารไม่ควบคุม

6.2.5 Yearly Maintenance

Date	/	/	/	/	/	/	/	/	/	/	/	/	/	/	/	/	/	/
FOSS Service Visit																		
Signature																		
Number of analyses																		

เอกสารไม่ควบคุม

6.2.6 Exchange of Parts and Reagents Maintenance

Date	Exchange of Parts and Reagents	Signature

เอกสารไม่ควบคุม

© 2022 by Agilent Technologies

Certificate of System Qualification

GC-OQ

System ID:	UAE.TOX.007_CN11021007
Organization Name:	United Analyst and Engineering Consultant Co., Ltd.
Organization Location:	3 Soi Udomsuk 41, Sukhumvit Road, Bangchak, Phrakhanong, Bangkok 10260
Date:	February 23, 2023 3:19:15 PM
EQP Name:	AgilentRecommended
EQP Revision:	GC.02.51
Overall Qualification Status:	Pass

System Inspection and Basic Safety and Operation

Name: 7890

Setpoint Status: **Pass**

Overall System Inspection and Basic Safety and Operation Test Status

Pass

Inlet Pressure Decay

Name: 7890
Front SSL

Setpoint Status: **Pass**

Pressure: 25.0 psi

Pressure Change: -0.1 psi /5 minutes

Agilent Recommended: >= -2.0 and <= 0.5

Overall Inlet Pressure Decay Test Status

Pass

Inlet Pressure Accuracy

Name: 7890
Front SSL

เอกสารไม่ควบคุม

Setpoint Status: Pass

	Setpoint		Actual	
Inlet Pressure:	25.0	psi	25.0	psi

Accuracy: 0.0 psi
Agilent Recommended: <= 1.2

Overall Inlet Pressure Accuracy Test Status
Pass

Detector Flow Accuracy

Name: 7890
Front UECD

Setpoint Status: Pass
Flow Type: Makeup
Setpoint: 25.0 mL/min Measured Flow: 24.9 mL/min
Accuracy: 0.1 mL/min
Agilent Recommended: <= 10.0 % setpoint (2.5 ml/min)
Limit is percentage of setpoint or 0.5 ml/minute, whichever is largest.

Overall Detector Flow Accuracy Test Status
Pass

Detector Flow Accuracy

Name: 7890
Back FID

Setpoint Status: Pass
Flow Type: Fuel
Setpoint: 30.0 mL/min Measured Flow: 30.2 mL/min
Accuracy: 0.2 mL/min
Agilent Recommended: <= 10.0 % setpoint (3.0 ml/min)
Limit is percentage of setpoint or 0.5 ml/minute, whichever is largest.

เอกสารไม่ควบคุม

Setpoint Status: Pass
Flow Type: Oxidizer
Setpoint: 400.0 mL/min Measured Flow: 389.6 mL/min
Accuracy: 10.4 mL/min
Agilent Recommended: <= 10.0 % setpoint (40.0 ml/min)
Limit is percentage of setpoint or 0.5 ml/minute, whichever is largest.

Setpoint Status: Pass
Flow Type: Makeup
Setpoint: 25.0 mL/min Measured Flow: 24.9 mL/min
Accuracy: 0.1 mL/min
Agilent Recommended: <= 10.0 % setpoint (2.5 ml/min)
Limit is percentage of setpoint or 0.5 ml/minute, whichever is largest.

Overall Detector Flow Accuracy Test Status
Pass

GC Oven Temperature Accuracy

Name: 7890
Setpoint Status: Pass
Zone: Oven

	Setpoint/Actual		
Temperature:	230.0	230.0	°C

Accuracy: 0.0 °C
Agilent Recommended: >= -1.0 % setpoint in K (-5.0 °C)
<= 1.0 % setpoint in K (5.0 °C)

เอกสารไม่ควบคุม

Setpoint Status: Pass
Zone: Oven

	Setpoint/Actual		
Temperature:	100.0	100.8	°C

Accuracy: 0.8 °C
Agilent Recommended: >= -1.0 % setpoint in K (-3.7 °C)
<= 1.0 % setpoint in K (3.7 °C)

Overall GC Oven Temperature Accuracy Test Status
Pass

GC Oven Temperature Stability

Name: 7890
Setpoint Status: Pass

	Setpoint/Average		
Temperature:	100.0	100.7833	°C

Stability: 0.1 °C
Agilent Recommended: <= 0.5

Overall GC Oven Temperature Stability Test Status
Pass

Scouting Run

Tested Combination1 Front SSL / Front UECD
Injection Tower
Name: 7683B
Setpoint Status: Completed
Injection Volume on Column: 1.0 uL

Overall Scouting Run Status
Completed

Noise and Drift

Tested Combination1 Front SSL / Front UECD

เอกสารไม่ควบคุม

Name: 7890
Setpoint Status: Pass
Base Signal: 212 Hz

	ASTM Noise Hz		Drift Hz/Hr
	1.24		13.32
Agilent Recommended:	<= 3.00		<= 15.00
Status:	Pass		Pass

Overall Noise and Drift Test Status
Pass

Injection Precision

Tested Combination1 Front SSL / Front UECD
Name: 7683B
Setpoint Status: Pass
Injection Volume on Column: 1.0 uL
Area RSD: 2.38 % Retention Time RSD: 0.03 %
Agilent Recommended: <= 3.00 <= 1.00

Overall Injection Precision Test Status
Pass

Signal to Noise

Tested Combination1 Front SSL / Front UECD
Injection Tower
Name: 7890
Setpoint Status: Pass
Signal to Noise: 4533
Agilent Recommended: >= 1500

เอกสารไม่ควบคุม

Overall Signal to Noise Test Status

Pass

Scouting Run

Tested Combination2	Front	SSL	/ Back	FID
	Injection Tower			
Name:	7683B			

Setpoint Status: **Completed**

Injection Volume on Column: 1.0 uL

Overall Scouting Run Status

Completed

Noise and Drift

Tested Combination2	Front	SSL	/ Back	FID
Name:	7890			

Setpoint Status: **Pass**

Base Signal: 12.2 pA

	ASTM Noise pA	Drift pA/Hr
	0.04	0.07
Agilent Recommended:	<= 0.10	<= 2.50
Status:	Pass	Pass

Overall Noise and Drift Test Status

Pass

Injection Precision

Tested Combination2	Front	SSL	/ Back	FID
Name:	7683B			

เอกสารไม่ควบคุม

Setpoint Status: **Pass**

Injection Volume on Column: 1.0 uL

Area RSD:		0.57	%	Retention Time RSD:		0.74	%
Agilent Recommended:	<=	3.00			<=	1.00	

Overall Injection Precision Test Status

Pass

Signal to Noise

Tested Combination2	Front	SSL	/ Back	FID
	Injection Tower			
Name:	7890			

Setpoint Status: **Pass**

Signal to Noise: 1173500

Agilent Recommended: >= 300000

Overall Signal to Noise Test Status

Pass

เอกสารไม่ควบคุม

Instrument Details

Purpose

This section describes the as found system configuration.

Details

System	
System ID	UAE.TOX.007_CN11021007
Manufacturer	Agilent Technologies
Name	7890
Flow Data Input	Manual Data
Temperature Data Input	Manual Data or Other Data Logging
Tested Combination1	
Injection Technique	Injection Tower
Inlet	Front
Detector	Front
LTM Included?	No
Tested Combination2	
Injection Technique	Injection Tower
Inlet	Front
Detector	Back
LTM Included?	No
Sampler 1	
Manufacturer	Agilent Technologies
Type	Injection Tower
Name	7683B
Model Number	G2913A
Serial Number	CN28149436
Firmware Revision	A.11.02
Usage	Sample Injection
Location	Front
Syringe Volume (µL)	10

เอกสารไม่ควบคุม

Sampler 2	
Manufacturer	Agilent Technologies
Type	Tray
Name	7683A
Model Number	G2614A
Serial Number	CN82248787
Firmware Revision	A.02.01
Mainframe 1	
Manufacturer	Agilent Technologies
Name	7890
Model Number	G3440A
Serial Number	CN11021007
Firmware Revision	A.01.11
Oven Type	Standard
Inlet 1	
Manufacturer	Agilent Technologies
Name	7890
Type	SSL
Location	Front
Carrier Gas	Helium
Control Type	Electronic Pressure Control (EPC)
Purged Inlet	Yes
Detector 1	
Manufacturer	Agilent Technologies
Name	7890
Type	UECD
Serial Number	U16886
Adapter	Capillary
Control Type	Electronic Pressure Control (EPC)
Location	Front
Makeup Gas	Nitrogen

เอกสารไม่ควบคุม

Detector 2

Manufacturer	Agilent Technologies
Name	7890
Type	FID
Adapter	Capillary
Control Type	Electronic Pressure Control (EPC)
Location	Back
Makeup Gas	Nitrogen

Electronic Signature

Purpose

This signature page was created and published because the ACE sign-off action was executed, which is valid for the entire document, including attachments. The ACE sign-off is an electronic signature that requires two distinct identification components: unique username and personal password. The Agilent representative who has delivered this service understands the meaning and legal status of an electronic signature. As a trained official operator, the Agilent representative has a unique password and logon to access ACE and electronically sign this document. (Other e-signatures can be applied to this document using a Document Content Management or other suitable method defined in your data access and control procedures.)

Details

Full Name of Signer:	Saenguthai Tarak
Logged On User Name:	saenguthai.tarak@nos.agilent.com
Signature Creation Date:	February 23, 2023
Reason for Signature:	Executed protocol and published this original version of document

Regulatory Disclaimer

This document provides a protocol to verify and record instrument configuration and evidence of proper operation. It has been prepared from our interpretation of applicable regulations as well as industry best practices. The document is designed to provide an important component of a complete compliance package. Validation depends upon many factors and use of this protocol alone does not assure compliance. Agilent Technologies makes no promises or representations as to its sufficiency for any specific regulatory program.

Warranty

Agilent Technologies makes no warranty of any kind to this material, including but not limited to, the implied warranties or merchantability and fitness for a particular purpose. Agilent Technologies shall not be liable for errors contained herein or for incidental or consequential damages in connection with the furnishing, performance, or use of this material.

User Name: saenguthai.tarak
Hostname: LAPTOP-CQ3SKOMV

System Id: UAE.TOX.007_CN11021007
Print Date: February 23, 2023 3:19:17 PM

UAE.TOX.007_CN11021007 Transaction log :

Time	Transaction State	Activity Performed	Type of Transaction	Optional Information
February 23, 2023 9:16:11 AM	Audit	SessionCreated	Session	None
February 23, 2023 9:16:11 AM	Audit	Data	Session	Transaction Log file is either corrupted or deleted
February 23, 2023 9:16:11 AM	Start	Configuration	Session	None
February 23, 2023 9:16:11 AM	Audit	Entitlement	Licensing	Session identifier generated: 0800-0002-0000-1TM5-HR5G
February 23, 2023 9:18:23 AM	Audit	Entitlement	Licensing	Succesfully unlocked session identified by 0800-0002-0000-1TM5-HR5G with unlock code S6BV-X65Q-0SN3-B601-WM40
February 23, 2023 9:25:56 AM	Audit	EqpLoaded	Session	EQP details for primary technique [Gc] - File path: [ProtocolPacks/Gc/Configurations/02.51/Gc.02.51.eqp], EQP File Name: [Gc.02.51.eqp], EQP Name: [AgilentRecommended],Protocol Revision :[Gc.02.51]
February 23, 2023 9:26:00 AM	End	Configuration	Session	None
February 23, 2023 9:26:07 AM	Start	Qualification	Session	OQ
February 23, 2023 9:26:07 AM	Start	Execution	System Inspection and Basic Safety and Operation - 7890: - Qualitative Test - No setpoints associated	None

User Name: saenguthai.tarak
Hostname: LAPTOP-CQ3SKOMV

System Id: UAE.TOX.007_CN11021007
Print Date: February 23, 2023 3:19:17 PM

UAE.TOX.007_CN11021007 Transaction log :

Time	Transaction State	Activity Performed	Type of Transaction	Optional Information
February 23, 2023 9:26:24 AM	End	Execution	System Inspection and Basic Safety and Operation - 7890: - Qualitative Test - No setpoints associated	Run Count : 1
February 23, 2023 9:26:28 AM	Start	Execution	Inlet Pressure Decay - Front SSL: - Pressure Controlled Inlet - S: 25.0 psi - L: >= -2.0 psi and <= 0.5 psi	None
February 23, 2023 9:26:37 AM	End	Execution	Inlet Pressure Decay - Front SSL: - Pressure Controlled Inlet - S: 25.0 psi - L: >= -2.0 psi and <= 0.5 psi	Run Count : 1
February 23, 2023 9:26:39 AM	Start	Execution	Inlet Pressure Accuracy - Front SSL: - Pressure Controlled Inlet - S: 25.0 psi - L: <= 1.2 psi	None
February 23, 2023 9:26:44 AM	End	Execution	Inlet Pressure Accuracy - Front SSL: - Pressure Controlled Inlet - S: 25.0 psi - L: <= 1.2 psi	Run Count : 1
February 23, 2023 9:26:46 AM	Start	Execution	Detector Flow Accuracy - Front UECD: - Type : Makeup - S: 25.0 mL/min - L: <= 10.0% setpoint	None
February 23, 2023 9:27:13 AM	Audit	Data	Detector Flow Accuracy - Front UECD: - Type : Makeup - S: 25.0 mL/min - L: <= 10.0% setpoint	Manual Data Entry
February 23, 2023 9:27:19 AM	End	Execution	Detector Flow Accuracy - Front UECD: - Type : Makeup - S: 25.0 mL/min - L: <= 10.0% setpoint	Run Count : 1
February 23, 2023 9:27:22 AM	Start	Execution	Detector Flow Accuracy - Back FID: - Type : Fuel - S: 30.0 mL/min - L: <= 10.0% setpoint	None

User Name: saenguthai.tarak
Hostname: LAPTOP-CQ3SKOMV
System Id: UAE.TOX.007_CN11021007
Print Date: February 23, 2023 3:19:17 PM

UAE.TOX.007_CN11021007 Transaction log :

Time	Transaction State	Activity Performed	Type of Transaction	Optional Information
February 23, 2023 9:27:55 AM	Audit	Data	Detector Flow Accuracy - Back FID: - Type : Fuel - S: 30.0 mL/min - L: <= 10.0% setpoint	Manual Data Entry
February 23, 2023 9:27:57 AM	End	Execution	Detector Flow Accuracy - Back FID: - Type : Fuel - S: 30.0 mL/min - L: <= 10.0% setpoint	Run Count : 1
February 23, 2023 9:27:59 AM	Start	Execution	Detector Flow Accuracy - Back FID: - Type : Oxidizer - S: 400.0 mL/min - L: <= 10.0% setpoint	None
February 23, 2023 9:28:22 AM	Audit	Data	Detector Flow Accuracy - Back FID: - Type : Oxidizer - S: 400.0 mL/min - L: <= 10.0% setpoint	Manual Data Entry
February 23, 2023 9:28:26 AM	End	Execution	Detector Flow Accuracy - Back FID: - Type : Oxidizer - S: 400.0 mL/min - L: <= 10.0% setpoint	Run Count : 1
February 23, 2023 9:28:29 AM	Start	Execution	Detector Flow Accuracy - Back FID: - Type : Makeup - S: 25.0 mL/min - L: <= 10.0% setpoint	None
February 23, 2023 9:29:03 AM	Audit	Data	Detector Flow Accuracy - Back FID: - Type : Makeup - S: 25.0 mL/min - L: <= 10.0% setpoint	Manual Data Entry
February 23, 2023 9:29:06 AM	End	Execution	Detector Flow Accuracy - Back FID: - Type : Makeup - S: 25.0 mL/min - L: <= 10.0% setpoint	Run Count : 1
February 23, 2023 9:29:08 AM	Start	Execution	GC Oven Temperature Accuracy - 7890: - Temperature : Oven - S: 230.0°C - L: >= -1.0 AND <= 1.0 % setpoint in K	None
February 23, 2023 9:30:02 AM	Audit	Data	GC Oven Temperature Accuracy - 7890: - Temperature : Oven - S: 230.0°C - L: >= -1.0 AND <= 1.0 % setpoint in K	Manual Data Entry

User Name: saenguthai.tarak
Hostname: LAPTOP-CQ3SKOMV
System Id: UAE.TOX.007_CN11021007
Print Date: February 23, 2023 3:19:17 PM

UAE.TOX.007_CN11021007 Transaction log :

Time	Transaction State	Activity Performed	Type of Transaction	Optional Information
February 23, 2023 9:30:04 AM	End	Execution	GC Oven Temperature Accuracy - 7890: - Temperature : Oven - S: 230.0°C - L: >= -1.0 AND <= 1.0 % setpoint in K	Run Count : 1
February 23, 2023 9:30:06 AM	Start	Execution	GC Oven Temperature Accuracy - 7890: - Temperature : Oven - S: 100.0°C - L: >= -1.0 AND <= 1.0 % setpoint in K	None
February 23, 2023 9:30:40 AM	Audit	Data	GC Oven Temperature Accuracy - 7890: - Temperature : Oven - S: 100.0°C - L: >= -1.0 AND <= 1.0 % setpoint in K	Manual Data Entry
February 23, 2023 9:30:43 AM	End	Execution	GC Oven Temperature Accuracy - 7890: - Temperature : Oven - S: 100.0°C - L: >= -1.0 AND <= 1.0 % setpoint in K	Run Count : 1
February 23, 2023 9:30:45 AM	Start	Execution	GC Oven Temperature Stability - 7890: - Temperature : Oven - S: 100.0°C - L: <= 0.5°C	None
February 23, 2023 9:31:45 AM	Audit	Data	GC Oven Temperature Stability - 7890: - Temperature : Oven - S: 100.0°C - L: <= 0.5°C	Manual Data Entry
February 23, 2023 9:31:48 AM	End	Execution	GC Oven Temperature Stability - 7890: - Temperature : Oven - S: 100.0°C - L: <= 0.5°C	Run Count : 1
February 23, 2023 9:31:53 AM	Start	Execution	GC Scouting Run - Injection Tower, Front SSL, Front UECD: - Part of System Preparation - No limits associated	None
February 23, 2023 2:40:21 PM	Start	Execution	GC Scouting Run - Injection Tower, Front SSL, Front UECD: - Part of System Preparation - No limits associated	None

User Name: saenguthai.tarak
Hostname: LAPTOP-CQ3SKOMV
System Id: UAE.TOX.007_CN11021007
Print Date: February 23, 2023 3:19:17 PM

UAE.TOX.007_CN11021007 Transaction log :

Time	Transaction State	Activity Performed	Type of Transaction	Optional Information
February 23, 2023 2:40:56 PM	Start	Execution	GC Scouting Run - Injection Tower, Front SSL, Front UECD: - Part of System Preparation - No limits associated	None
February 23, 2023 2:42:19 PM	Audit	Data	GC Scouting Run - Injection Tower, Front SSL, Front UECD: - Part of System Preparation - No limits associated	Data files Path : E:\UAE 2023\OQ2023_ECD 2023-02-22 14-10-45\OQ_GC7890_uECD_SC10.DECD1A.ch
February 23, 2023 2:43:14 PM	End	Execution	GC Scouting Run - Injection Tower, Front SSL, Front UECD: - Part of System Preparation - No limits associated	Run Count : 1
February 23, 2023 2:43:17 PM	Start	Execution	Noise and Drift - Front UECD: - Detector UECD - L (Noise): <= 3.00 Hz - L (Drift): <= 15.00 Hz/hour	None
February 23, 2023 2:43:54 PM	Audit	Data	Noise and Drift - Front UECD: - Detector UECD - L (Noise): <= 3.00 Hz - L (Drift): <= 15.00 Hz/hour	Data files Path : E:\UAE 2023\ECD_ND_03.DECD1A.ch
February 23, 2023 2:44:11 PM	End	Execution	Noise and Drift - Front UECD: - Detector UECD - L (Noise): <= 3.00 Hz - L (Drift): <= 15.00 Hz/hour	Run Count : 1
February 23, 2023 2:44:14 PM	Start	Execution	Injection Precision - Injection Tower, Front SSL, Front UECD: - GC - L (Area): <= 3.00% - L (Ret. Time): <= 1.00%	None
February 23, 2023 2:44:45 PM	Start	Execution	Injection Precision - Injection Tower, Front SSL, Front UECD: - GC - L (Area): <= 3.00% - L (Ret. Time): <= 1.00%	None

User Name: saenguthai.tarak
Hostname: LAPTOP-CQ3SKOMV
System Id: UAE.TOX.007_CN11021007
Print Date: February 23, 2023 3:19:17 PM

UAE.TOX.007_CN11021007 Transaction log :

Time	Transaction State	Activity Performed	Type of Transaction	Optional Information
February 23, 2023 2:46:43 PM	Audit	Data	Injection Precision - Injection Tower, Front SSL, Front UECD: - GC - L (Area): <= 3.00% - L (Ret. Time): <= 1.00%	Data files Path : E:\UAE 2023\OQ2023_ECD 2023-02-22 14-10-45\OQ_GC7890_uECD_Pre01--020F.DECD1A.ch
February 23, 2023 2:46:43 PM	Audit	Data	Injection Precision - Injection Tower, Front SSL, Front UECD: - GC - L (Area): <= 3.00% - L (Ret. Time): <= 1.00%	Data files Path : E:\UAE 2023\OQ2023_ECD 2023-02-22 14-10-45\OQ_GC7890_uECD_Pre01--021F.DECD1A.ch
February 23, 2023 2:46:43 PM	Audit	Data	Injection Precision - Injection Tower, Front SSL, Front UECD: - GC - L (Area): <= 3.00% - L (Ret. Time): <= 1.00%	Data files Path : E:\UAE 2023\OQ2023_ECD 2023-02-22 14-10-45\OQ_GC7890_uECD_Pre01--022F.DECD1A.ch
February 23, 2023 2:46:43 PM	Audit	Data	Injection Precision - Injection Tower, Front SSL, Front UECD: - GC - L (Area): <= 3.00% - L (Ret. Time): <= 1.00%	Data files Path : E:\UAE 2023\OQ2023_ECD 2023-02-22 14-10-45\OQ_GC7890_uECD_Pre01--023F.DECD1A.ch
February 23, 2023 2:46:52 PM	Audit	Data	Injection Precision - Injection Tower, Front SSL, Front UECD: - GC - L (Area): <= 3.00% - L (Ret. Time): <= 1.00%	Data files Path : E:\UAE 2023\OQ2023_ECD 2023-02-22 14-10-45\OQ_GC7890_uECD_Pre01--024F.DECD1A.ch
February 23, 2023 2:46:52 PM	Audit	Data	Injection Precision - Injection Tower, Front SSL, Front UECD: - GC - L (Area): <= 3.00% - L (Ret. Time): <= 1.00%	Data files Path : E:\UAE 2023\OQ2023_ECD 2023-02-22 14-10-45\OQ_GC7890_uECD_Pre01--025F.DECD1A.ch
February 23, 2023 2:47:57 PM	End	Execution	Injection Precision - Injection Tower, Front SSL, Front UECD: - GC - L (Area): <= 3.00% - L (Ret. Time): <= 1.00%	Run Count : 1

User Name: saenguthai.tarak
Hostname: LAPTOP-CQ3SKOMV

System Id: UAE.TOX.007_CN11021007
Print Date: February 23, 2023 3:19:17 PM

UAE.TOX.007_CN11021007 Transaction log :

Time	Transaction State	Activity Performed	Type of Transaction	Optional Information
February 23, 2023 2:48:02 PM	Start	Execution	Signal to Noise - Injection Tower, Front SSL, Front UECD: - Detector UECD - L: >= 1500	None
February 23, 2023 2:48:26 PM	Start	Execution	Signal to Noise - Injection Tower, Front SSL, Front UECD: - Detector UECD - L: >= 1500	None
February 23, 2023 2:49:10 PM	Audit	Data	Signal to Noise - Injection Tower, Front SSL, Front UECD: - Detector UECD - L: >= 1500	Data files Path : E:\UAE 2023\uECD_SN_01.D\ECD1A.ch
February 23, 2023 2:51:07 PM	Start	Execution	Signal to Noise - Injection Tower, Front SSL, Front UECD: - Detector UECD - L: >= 1500	None
February 23, 2023 2:51:24 PM	End	Execution	Signal to Noise - Injection Tower, Front SSL, Front UECD: - Detector UECD - L: >= 1500	Run Count : 1
February 23, 2023 2:51:33 PM	Start	Execution	GC Scouting Run - Injection Tower, Front SSL, Back FID: - Part of System Preparation - No limits associated	None
February 23, 2023 2:52:00 PM	Audit	Data	GC Scouting Run - Injection Tower, Front SSL, Back FID: - Part of System Preparation - No limits associated	Data files Path : E:\UAE 2023\FID_SC_01.D\FID2B.ch
February 23, 2023 2:52:37 PM	End	Execution	GC Scouting Run - Injection Tower, Front SSL, Back FID: - Part of System Preparation - No limits associated	Run Count : 1
February 23, 2023 2:52:44 PM	Start	Execution	Noise and Drift - Back FID: - Detector FID - L (Noise): <= 0.10 pA - L (Drift): <= 2.50 pA/hour	None

User Name: saenguthai.tarak
Hostname: LAPTOP-CQ3SKOMV

System Id: UAE.TOX.007_CN11021007
Print Date: February 23, 2023 3:19:17 PM

UAE.TOX.007_CN11021007 Transaction log :

Time	Transaction State	Activity Performed	Type of Transaction	Optional Information
February 23, 2023 2:53:23 PM	Start	Execution	Noise and Drift - Back FID: - Detector FID - L (Noise): <= 0.10 pA - L (Drift): <= 2.50 pA/hour	None
February 23, 2023 2:53:53 PM	Audit	Data	Noise and Drift - Back FID: - Detector FID - L (Noise): <= 0.10 pA - L (Drift): <= 2.50 pA/hour	Data files Path : E:\UAE 2023\OQ_GC7890_FID_ND--1.D\FID2B.ch
February 23, 2023 2:54:10 PM	End	Execution	Noise and Drift - Back FID: - Detector FID - L (Noise): <= 0.10 pA - L (Drift): <= 2.50 pA/hour	Run Count : 1
February 23, 2023 2:54:13 PM	Start	Execution	Injection Precision - Injection Tower, Front SSL, Back FID: - GC - L (Area): <= 3.00% - L (Ret. Time): <= 1.00%	None
February 23, 2023 2:57:04 PM	Start	Execution	Injection Precision - Injection Tower, Front SSL, Back FID: - GC - L (Area): <= 3.00% - L (Ret. Time): <= 1.00%	None
February 23, 2023 2:57:37 PM	Start	Execution	Injection Precision - Injection Tower, Front SSL, Back FID: - GC - L (Area): <= 3.00% - L (Ret. Time): <= 1.00%	None
February 23, 2023 2:59:21 PM	Audit	Data	Injection Precision - Injection Tower, Front SSL, Back FID: - GC - L (Area): <= 3.00% - L (Ret. Time): <= 1.00%	Data files Path : E:\UAE 2023\OQ2023 2023-02-22 12-25-05\OQ_GC7890_FIDD_Pre0104.D\FID1B.ch
February 23, 2023 2:59:21 PM	Audit	Data	Injection Precision - Injection Tower, Front SSL, Back FID: - GC - L (Area): <= 3.00% - L (Ret. Time): <= 1.00%	Data files Path : E:\UAE 2023\OQ2023 2023-02-22 12-25-05\OQ_GC7890_FIDD_Pre0105.D\FID1B.ch

User Name: saenguthai.tarak
Hostname: LAPTOP-CQ3SKOMV

System Id: UAE.TOX.007_CN11021007
Print Date: February 23, 2023 3:19:17 PM

UAE.TOX.007_CN11021007 Transaction log :

Time	Transaction State	Activity Performed	Type of Transaction	Optional Information
February 23, 2023 2:59:22 PM	Audit	Data	Injection Precision - Injection Tower, Front SSL, Back FID: - GC - L (Area): <= 3.00% - L (Ret. Time): <= 1.00%	Data files Path : E:\UAE 2023\OQ2023 2023-02-22 12-25-05\OQ_GC7890_FIDD_Pre0106.D\FID1B.ch
February 23, 2023 2:59:22 PM	Audit	Data	Injection Precision - Injection Tower, Front SSL, Back FID: - GC - L (Area): <= 3.00% - L (Ret. Time): <= 1.00%	Data files Path : E:\UAE 2023\OQ2023 2023-02-22 12-25-05\OQ_GC7890_FIDD_Pre0107.D\FID1B.ch
February 23, 2023 2:59:26 PM	Audit	Data	Injection Precision - Injection Tower, Front SSL, Back FID: - GC - L (Area): <= 3.00% - L (Ret. Time): <= 1.00%	Data files Path : E:\UAE 2023\OQ2023 2023-02-22 12-25-05\OQ_GC7890_FIDD_Pre0108.D\FID1B.ch
February 23, 2023 2:59:26 PM	Audit	Data	Injection Precision - Injection Tower, Front SSL, Back FID: - GC - L (Area): <= 3.00% - L (Ret. Time): <= 1.00%	Data files Path : E:\UAE 2023\OQ2023 2023-02-22 12-25-05\OQ_GC7890_FIDD_Pre0109.D\FID1B.ch
February 23, 2023 3:00:43 PM	End	Execution	Injection Precision - Injection Tower, Front SSL, Back FID: - GC - L (Area): <= 3.00% - L (Ret. Time): <= 1.00%	Run Count : 1
February 23, 2023 3:00:56 PM	Start	Execution	Signal to Noise - Injection Tower, Front SSL, Back FID: - Detector FID - L: >= 300000	None
February 23, 2023 3:02:10 PM	Start	Execution	Signal to Noise - Injection Tower, Front SSL, Back FID: - Detector FID - L: >= 300000	None
February 23, 2023 3:02:36 PM	Start	Execution	Signal to Noise - Injection Tower, Front SSL, Back FID: - Detector FID - L: >= 300000	None
February 23, 2023 3:03:13 PM	Audit	Data	Signal to Noise - Injection Tower, Front SSL, Back FID: - Detector FID - L: >= 300000	Data files Path : E:\UAE 2023\FID_SN_01.D\FID1B.ch

User Name: saenguthai.tarak
Hostname: LAPTOP-CQ3SKOMV

System Id: UAE.TOX.007_CN11021007
Print Date: February 23, 2023 3:19:17 PM

UAE.TOX.007_CN11021007 Transaction log :

Time	Transaction State	Activity Performed	Type of Transaction	Optional Information
February 23, 2023 3:03:51 PM	End	Execution	Signal to Noise - Injection Tower, Front SSL, Back FID: - Detector FID - L: >= 300000	Run Count : 1
February 23, 2023 3:04:00 PM	End	Qualification	Session	OQ
February 23, 2023 3:04:00 PM	Start	Reporting	Session	None
February 23, 2023 3:18:15 PM	Audit	Reporting	Session	Report Generated : Certificate

Agilent CrossLab
From Insight to Outcome

Agilent CrossLab Start Up Services

Agilent 7890 Gas Chromatograph Preventive Maintenance Checklist

Agilent Preventive Maintenance provides factory recommended service for your analytical instruments to assure reliable operation and the accuracy of your results.

Delivered by highly trained and certified service engineers using genuine Agilent parts and supplies, Agilent Preventive Maintenance provides everything you need to reduce unplanned downtime and keep your systems operating at their peak. This checklist will be completed at the end of the service and provided to you as a record of the preventive maintenance activities.

Agilent

เอกสารไม่ควบคุม

เอกสารไม่ควบคุม

Introduction

Customer Information

- Customers should provide all necessary operating supplies upon request of the engineer.
- A customer representative should be available to the engineer while performing the preventive maintenance procedures.
- Any parts, not included in the Parts Lists section of this document, are not part of the recommended Preventive Maintenance service, nor are they included in the price of this service.
- If a system requires the use of extra or special procedures and/or parts for the maintenance service, then these must be ordered separately and charged as a repair, which may incur additional costs.

Important Customer Web Links

- For more information about ***Agilent Technologies services***, please visit our website using the following URL: http://www.agilent.com/en-us/products/crosslab-instrument-services/service-repair
- The **Agilent Community** is an excellent place to get answers, collaborate with others about applications and Agilent products, and find in-depth documents and videos relevant to Agilent technologies. Visit https://community.agilent.com/welcome.
- To access **Agilent University**, visit http://www.agilent.com/crosslab/university/ to learn about training options, which include online, classroom and onsite delivery. A training specialist can work directly with you to help determine your best options.
- A useful **Agilent Resource Center** web page is available, which includes short videos on maintenance, quick lists of consumables for new instruments, and other valuable information. Check out the Resource Page here: https://www.agilent.com/en-us/agilentresources.
- Need technical support, FAQs, supplies? – visit our **Support Home page** http://www.agilent.com/search/support.
- **Videos** about specific preparation requirements for your instrument can be found by searching the ***Agilent YouTube*** channel at https://www.youtube.com/user/agilent.
- **7890B Manuals** are also available on Agilent.com:
  - **Safety**
    https://www.agilent.com/cs/library/usermanuals/public/7890B_Safety.pdf
  - **Installation and First Startup**
    https://www.agilent.com/cs/library/usermanuals/Public/7890B_Installation.pdf
  - **Operation Manual**
    https://www.agilent.com/cs/library/usermanuals/Public/7890B_Operation.pdf
  - **Maintaining Your GC**
    https://www.agilent.com/cs/library/usermanuals/public/G3430-90052%207890B_Maintaining%20Guide.pdf

© Agilent Technologies, Inc. 2021

เอกสารไม่ควบคุม

Service Engineer's Responsibilities

- Contact the customer and ensure that all necessary supplies are available before the preventive maintenance visit.
- Only select those pages that relate to the system or module being serviced.
- Complete empty fields with the relevant information.
- Complete the relevant checkboxes in the checklist using either a "X" or tick mark "✓".
- Check **"Section not applicable"** check boxes to indicate services/tasks not delivered, as appropriate.
- Complete the Preventive Maintenance service in the order of the tasks listed.
- Complete the Service Review section together with the customer.
- Complete the fields for page numbers at the foot of each selected page
- Complete the total number of pages field in the Service Completion section
- ***Ask the customer to sign the Service Completion section including the customer's and your signature.***

Additional Instruction Notes

- Check for any active service notes for this unit. If there are any applicable "Safety" or "Modification Recommended" Service notes, plan to implement the changes on this unit before doing any qualification service.
- Do not implement firmware updates, unless you get approval from the customer and are sure that they are compatible with the instrument control software.

© Agilent Technologies, Inc. 2021

เอกสารไม่ควบคุม

System Information

- [x] Check this box if an instrument configuration report is attached instead of completing the table below.

Instrument System Name and ID	UAE.TOX.007	CN 11201007
Instrument System Site and Location	UAE	Analytical Laboratory

List System Component Product Numbers	List the Serial Numbers of each Component
1. G3440A	CN 11201007
2. G2917A	CN82149496
3. G2614A	CN 82248782
4.	
5.	
6.	
7.	
8.	
9.	
10.	

Preparation

- [x] Discuss any specific issues with the customer before starting.
- [x] Review the instrument logbook for recorded problems and comments.
- [x] Save instrument control settings before starting the procedure.
- [x] Perform a general inspection of the system for cleanliness.
- [x] Check for proper installation of parts, assemblies, sensors etc.
- [x] Check system for required installation of components, settings as defined by current Service Notes.
- [x] Check for required firmware updates and verify with customers if they would like them installed.
- [x] Before starting the following procedures, record the Detector Signal Output(s) in the results table. If the GC is turned OFF or in a service mode, comparing the detector outputs before and after the service is not possible.

เอกสารไม่ควบคุม

Preventive Maintenance Procedure

Clean and inspect GC

- [x] Unplug power cord from the power source.
- [x] Open GC covers and vacuum/remove any dust/debris. Pay particular attention to cooling fans.
- [x] Inspect internal connectors for proper contact and placement.
- [x] Reconnect Power to the GC. Power the GC on and verify the power on self-test passed.
- [x] Verify oven motor spins freely and turns on with the oven door closed; off when the door is opened.
- [x] Verify operation of all other fans - the inlet and EPC cooling fans.
- [x] Verify oven intake/outlet flap assembly is operating smoothly while heating and cooling the oven

Inlet and detector consumable replacement

- [x] For the inlets installed, perform inlet maintenance as defined in the 7890 manual – "Maintaining Your GC" - for the inlet(s) installed.
- [x] Replace the split vent trap cartridge filter on units with these inlets: Split/Splitless Capillary (SSL), Multi-Mode Inlet (MMI), Programmed Temperature Vaporizer (PTV), Volatiles Interface (VI).
- [x] If the inlet system is used in Split Mode with viscous samples, inspect and clean the split vent tube on the inlet and flush or replace the tubing between the inlet and the split vent trap.
- [x] If the GC includes a Flame Ionization Detector (FID), replace the jet. If the ignitor shows any buildup of sample or corrosion, replace the ignitor. Examine the FID collector and castle assemblies for contamination – clean as necessary.

Zero Sensors and Leak test

- [x] Zero all pressure sensors per the procedure in the 7890 "Advanced User Guide".
- [x] Perform inlet pressure decay test(s) as defined in the 7890 "Troubleshooting Manual". If the PM is done in preparation for an Operational Qualification, then the pressure decay test defined within that protocol can be used for the PM.
- [x] Record if test passed or failed in the results table.

เอกสารไม่ควบคุม

ALS Maintenance

- [ ] **Section NOT applicable**
- [x] Check all cabling and configuration settings between GC, tray, and injectors.
- [x] Vacuum or remove any dust, especially around fans.
- [x] Check operation of all fans.
- [x] Check syringe for smooth plunger operation.
- [x] Check for smooth operation of the needle support – clean if necessary

Restore Instrument

- [x] Restore the normal operating conditions or customer method using the Data System.
- [x] Purge the system with carrier flow for 15 minutes
- [x] Bake out the system, then restore the normal operating conditions
- [x] After equilibration, check and record the post PM detector signal output values. Results should be similar or lower than the detector outputs recorded prior to PM.
- [x] Perform a chemical checkout. If this is a routine PM, inject the customer's sample using the ALS if applicable. This will act as a final checkout of both the ALS and the GC.

Note: If the PM Service is performed prior to a qualification service, then use the qualification procedure as a guide for final instrument set up and checkout.

เอกสารไม่ควบคุม

Signature Page

Service Review

- [ ] Attach available reports/printouts of all tests to this documentation.
- [x] Record the Preventive Maintenance service activity in the customer's records/logbook.
- [x] Update/reset instrument maintenance counters as appropriate.
- [x] Affix the PM sticker to the system or instrument logbook based on the customer's request.
- [x] Complete the Service Engineer Comments section if there are additional comments.
- [x] Review with the customer this service, parts replaced, and test results obtained.
- [ ] If the instrument firmware was updated, record the details of the change in the Service Engineer's Comments box or if necessary, in the customer's IQ records.
- [ ] Supply the customer with a copy of the Smart Alerts flyer.
- [ ] Describe Smart Alerts to the customer.
- [ ] Install Smart Alerts if requested.

7890 GC Test Results Table

Detector Signal Outputs	Before PM Service	After PM Service
Front detector output	N/A	220
Back detector output	N/A	12
AUX detector output	N/A	N/A
Pressure decay test	**Expected test result**	**Actual test result**
Front inlet pressure decay test	Pass	Pass
Back inlet pressure decay test	~~Pass~~ N/A	N/A

เอกสารไม่ควบคุม

7890 Parts List Table

The following kits are recommended for capillary and purged packed inlets. If this is a general PM and the customer has a preferred set of consumables, you may use the customer's consumables.

Part description	Part number	Product or model# where used	Quantity consumed
SSL Capillary Inlet PM kit, Splitless	5188-6497	7890A/B	1
SSL Capillary Inlet PM kit, split	5188-6496	7890A/B	N/A
SSL Capillary Ultra Inert Inlet Gold Seal with Washer	5190-6144	7890A/B	N/A
SSL Capillary Ultra Inert Inlet Splitless Liner - Single taper with Glass Wool	5190-2293	7890A/B	N/A
SSL Capillary Ultra Inert Inlet Low Pressure Drop Split Liner - with Glass Wool	5190-2295	7890A/B	N/A
PP Inlet PM kit	5188-6498	7890A/B	N/A
Split vent trap PM kit, single cartridge (for MMI, PTV & VI)	5188-6495	7890A/B	N/A
MMI Cleaning Kit	G3510-60820	7890A/B	N/A
PTV Septumless Head Rebuild Kit	5182-9747	7890A/B	N/A
PTV Septumless Head Teflon Guide	5182-9748	7890A/B	N/A
Ignitor (glow plug) assembly with O-ring	19231-60680	7890A/B	1
FID Collector Rebuild/Cleaning Kit	G1531-67000	7890A/B	N/A
Standard .011-inch FID Jet for capillary FID base	G1531-80560	7890A/B	1
High Temperature .018-inch FID Jet for capillary FID base	G1531-80620	7890A/B	N/A
Standard .018-inch FID Jet for packed column with packed FID base	18710-20119	7890A/B	N/A
Standard .011-inch FID Jet for capillary column with packed/adaptable FID base	19244-80560	7890A/B	N/A
High Temperature .018-inch FID Jet for capillary column with packed/adaptable FID base	19244-80620	7890A/B	N/A
NPD Jet, universal fit, .011-inch ID	G1534-80580	7890A/B	N/A
NPD Jet, universal fit, .011-inch ID Extended tip	G1534-80590	7890A/B	N/A
SSL Capillary Ultra Inert Inlet Gold Seal with Washer	5190-6144	7890A/B	N/A
SSL Capillary Ultra Inert Inlet Splitless Liner - Single taper with Glass Wool	5190-2293	7890A/B	N/A
**FID Collector Replacement Kit, if needed	G1531-67001	7890A/B	N/A

© Agilent Technologies, Inc. 2021

เอกสารไม่ควบคุม

Service Engineer Comments

If there are any specific points you wish to note as part of performing the service or other items of interest for the customer, please write include them in this box.

Service Completion

Service request number 6005788732 Date service completed 22 Feb 2023

Agilent signature Customer signature

Total number of pages in this document 10 pages

© Agilent Technologies, Inc. 2021

เอกสารไม่ควบคุม

Do not include this section/page in the published, customer-facing PDF version.

This page is only relevant for Agilent source documents for document control purposes and is NOT intended for customer viewing. Refer to the SPIFPM checklist Authoring Guide for more information.

Document Control Logs

Revision Log

Revision	Date	Author	Reason for update
Revision of document	Date of issuance	Author of document	Author to describe main features/changes made for this specific revision
1.0 Draft	4-Mar-2011	Dave Park	Migrated the content of revision A.01.05 to the new Agilent template. Reviewed by subject matter expert, Dave Park.
1.1 Draft	20-Jan-2015	Dave Park	Added Split Vent trap to MMI, PTV and VE - also PTV and FID PM Parts
1.2 Draft	31-March-2015	Dave Park	Added Ultra Inert Gold Seal and Liner to SS Consumables
A.01.11	10-Dec-2015	Dave Park	Added step to perform maintenance on the Split Vent Tube and .018" FID Jet part numbers - Fixed broken web links
2.00	30-Dec-2020	Gary Boardman	Updated New Template and terminology change: Familiarization to Introduction. Create New Agile Document Number: D0007063

Approval Log

Revision	Approver	Title of approver
Add revision number	Add approver name here	Add approver's function or title here
A.01.06	Don Gage	Product support manager
A.01.09	Kai Meng	Product support manager
A.01.10	Suneetha Tippireddy	Product support manager
A.01.11	Suneetha Tippireddy	Product support manager
2.00	Josh Roark	GC Product Support Manager

Designated Evaluation Log

Revision	Designated Evaluator (DE)	Title of DE	DE Number
Add revision number	Add name	Add function or title	Add DE number here
2.00	Michael Zumwalt	CrossLab Start Up Services Application Consulting Lead	44166.7597222222

© Agilent Technologies, Inc. 2021

เอกสารไม่ควบคุม

© 2020 by Agilent Technologies

Agilent CrossLab Compliance Services

From Insight to Outcome

EQUIPMENT QUALIFICATION PLAN (EQP)

EQP Name:	AgilentRecommended
Service Type:	OQ
Company Name:	United Analyst and Engineering Consultant Co., Ltd.
Customer Name/Title:	Miss Benjawan Nirayothai / Laboratory Manager
EQP Filename:	GC 02.51.eqp
EQP Release Date:	November 2020
Print Date:	November 2, 2020 8:00:29 PM

เอกสารไม่ควบคุม

Table of Contents

Section	Page
Scope and Purpose	3
CrossLab Compliance	6
ACE Delivery Options	9
ACE Delivery Use Cases	10
GCOQ	12
Report and Delivery Options	17
Selected Signature Options	17
Customer Approval	18
Legal Notice	19
Protocol Details	20

เอกสารไม่ควบคุม

Scope and Purpose

Overview

The Equipment Qualification Plan (EQP) documents the activity program that is performed during the qualification services for the applicable systems. A complete description of the test specifications is provided for the supported services, including setpoints and acceptance criteria (or limits) for each test. The test specification section of this document is created directly from the EQP file name listed on the cover. This document is an abstraction of the EQP file used to perform the service and is generated directly from the electronic Agilent Equipment Qualification Plan (eEQP) Editor. The purpose of this document is to allow the user to review and record approval of the EQP that guides the delivery of compliance services provided by the Agilent Automated Compliance Engine.

CDS Software Pre-requisite for Hardware Qualifications

(Applies to hardware qualifications only) Agilent recommends that the customer data system (CDS) software used during the qualification has been qualified within the qualification period specified by the customer s software qualification SOP.

Statement of Intent

Unless otherwise requested, the qualification is delivered according to the standard test program described in the Agilent_Recommended EQP. Agilent defines variances as changes to the default recommended values (as stated in the Agilent Recommended EQP) that fall within a well-defined range. These changes are considered to be within the intended use range of the system under test.

Customizations are values that (a) subject the system to limits that exceed the typical operational range or (b) additional tests that are not considered part of the core program required for completion of the selected service. Because custom setpoints and limits may exceed the operational envelope of the equipment, Agilent reserves the right to warrant conformance only to the closest variance value. The user is notified of this stipulation at EQP setup time and the qualification report (EQR) will reflect this situation.

A set of ink signature fields, as determined by the creator of this document, can be included at the end of this document. All fields should be completed or a single set of fields, initialed by an appropriate approver, run through any signature fields that are not to be used. This is an optional process that allows a paper record of signoff by the appropriate reviewers where a hybrid (electronic/ink) signature SOP is followed. If this document will be saved electronically and digitally signed in a document management system, it should be generated without ink signature fields. The customer must sign the EQP review documents and return an electronic copy to Agilent prior to qualification delivery. The delivery of the services is done according to the terms and conditions stated in the corresponding service exhibit. It is recommended that after approval, this EQP be archived with the electronic EQP file.

เอกสารไม่ควบคุม

Understanding the Test Specification Section in Tabular Review Documents

(Applies to hardware qualifications only) For Agilent-recommended setpoints and limits, the range of allowable values (L for low, H for high) is included. As applicable, variances, customizations, and additional setpoints are listed beneath the Agilent recommended values and marked W (within range) or O (outside of range) in the left margin; values for added setpoints are also marked W or O and displayed after all configurations values. Dual limits are marked DW or DO. Agilent is NOT responsible for test failures for out of range setpoints and limits. Optional tests that are enabled are included and marked as such; required tests that are disabled by the customer are included and marked as such.

NOTE: Limit ranges must be more tightly managed than setpoint ranges because they often reflect physical measurement limits and are directly linked to the testing method. Therefore "within range" user limits are subject to best effort repairs if they cannot be met. In particular, Agilent will not be responsible for test failures for limits tighter (more demanding or challenging) than the recommended values.

Customer Responsibilities

If Agilent representatives use a customer CDS account to acquire test data, they log off from the CDS account at the end of test acquisition. Agilent Technologies has no responsibility for those account credentials. It is up to the customer to protect the CDS from misuse.

- o (As applicable) Disable the account used by the Agilent representative to acquire CDS data.
- o Safely store and archive this EQP
- o Maintain change control and revision history
- o Review and optionally sign the EQP, making sure the service delivery is what was approved
- o Review and approve any of the following variances from the Agilent recommended:
  - -Within Variance Range: changes to the Agilent recommended that are identified by Agilent as within the operation ranges determined in our test development
  - -Outside of Variance Range: changes to the Agilent recommended that Agilent identifies as outside of the operational ranges determined in our test development. Agilent is not under any obligation to make the instrument pass the more stringent limits that fall in this range and this detail is called out in the EQP Test Specification
  - -Optional Tests: additional tests that are available but not part of the core testing suite and cost extra
  - -Disabled Tests: test for which all possible configurations have been disabled (tests are flagged in the test specification)

Agilent Responsibilities

- o Deliver the services following the test programs described in the customer EQP
- o Provide a locked and e-signed Qualification Report (EQR) upon completion of the service
- o If requested, provide an optional ink-signed EQR CD to the customer

เอกสารไม่ควบคุม

General Statements on the Testing Program

The recommended set of hardware OQ tests described in this EQP derives from Agilent's interpretation of authoritative expert literature issued by the FDA, USP, GAMP, ASTM 2500, and others. The OQ test design incorporates both modular and holistic testing, which is a proven approach, acceptable to regulators. As prescribed by the 4Q qualification methodology for Analytical Instrumentation Qualification (AIQ), the OQ step is separated from the PQ as recommended by the regulatory guidelines.

Agilent CrossLab Compliance uses a balanced selection of metrology and chemical tests to directly determine the performance of the systems without unnecessary reliance on inferred or derived results. For example, direct metrology is used to test pump flow rates and thermal-controlled column compartment and autosampler modules. Holistic chemical testing is used for the evaluation of the following critical instrument characteristics: linearity, precision, signal to noise, and carry over.

เอกสารไม่ควบคุม

Agilent CrossLab Compliance Services

Agilent CrossLab
From Insight to Outcome

HOW AGILENT CROSSLAB COMPLIANCE SERVICES WORK

Agilent CrossLab Compliance Services

Agilent CrossLab is designed to fit traditional quality systems used by firms and recognized by regulatory agencies worldwide.

Note: Enterprise Edition has been renamed Agilent CrossLab Compliance; all functionality remains the same.

How Agilent CrossLab aligns with a traditional, paper-based methodology:

- Policy documents dictate the need for validation and qualification of GMP/GLP systems and usually mention the DQ/IQ/OQ/PQ model. The precise procedures for IQ and OQ for each type of equipment are prescribed in an approved SOP, perhaps called SOP #123: Qualification of HPLC Systems. In Agilent CrossLab, the equipment qualification plan (EQP) has the same role as the traditional qualification SOP.
- The traditional SOP provides lists of tests and limits for the range of system configurations found in the laboratory. The EQP follows this concept. The inventory of systems covered by an SOP or EQP changes over time, so this is kept as a separate record.
- The traditional qualification SOP typically has blank results forms as attachments to be photocopied for each IQ or OQ event—the results recorded in ink with manual calculations. In Agilent CrossLab, this execution process is streamlined and automated by use of Adobe forms and the Agilent Compliance Engine (ACE) delivery tool. It provides reports with no hand-writing errors; validated calculations; automated pass/fail report; traceability to raw data and the number of times a test was run. This automation provides efficiency and enforces compliance to procedure.
- The traditional qualification SOP is approved and released only once—replacing the need to author individual protocols for each chromatography system. This is the same concept for the EQP. The appropriate tests for each individual configuration are automatically selected by ACE from the list in the approved EQP—at time of delivery. The final reports are unique for each system and each qualification event—but the single approved EQP can cover a lab, department, or as wide a scope as desired.
- In the traditional qualification methodology, there is no convenient provision to record the actual workflow of the tests execution and results. In the event that a test is repeated during the Agilent CrossLab delivery, ACE maintains a counter per test which is automatically incremented for GxP compliant work, and the engineer generates a deviation note within the ACE report.

เอกสารไม่ควบคุม

Design Qualification (DQ)

DQ for commercial lab instruments is recommended by some, but not all, guidances and procedures. Definitions of DQ found in guidances and firm-specific validation procedures vary widely around the world. Some firms require nothing more than a record (such as certificate) from the instrument manufacturer demonstrating that the lab system has been designed for purpose and manufactured to a quality standard. Others treat DQ as the development of a user requirement specification document (URS) which can be matched to the IQ and OQ specifications for a manufacturer. Other firms consider DQ as including the vendor selection activities.

USP Chapters literature definition of DQ:

Design qualification (DQ) is the documented collection of activities that define the functional and operational specifications of the instrument and criteria for selection of the vendor, based on the intended purpose of the instrument. Design qualification (DQ) may be performed not only by the instrument developer or manufacturer but also may be performed by the user. The manufacturer is generally responsible for robust design and maintaining information describing how the analytical instrument is manufactured (design specifications, functional requirements, etc.) and tested before shipment to users. Nonetheless, the user should ensure that commercial off-the-shelf (COTS) instruments are suitable for their intended application and that the manufacturer has adopted a quality system that provides for reliable equipment. Users should also determine capability of the manufacturer for support installation, services, and training.

For your reference, Agilent provides the following statements for DQ purposes:

1. All Agilent hardware and software laboratory products including the ACE software used to deliver qualification services, are designed, manufactured, and tested according to Agilent internal Quality Life-Cycle Development Procedures.
2. Certificates of Agilent testing, validation, and conformance to standards are provided with new Agilent instruments and similar certification is provided for ACE software. These documents are checked and recorded in Agilent CrossLab Compliance Services IQ.
3. Agilent maintains information describing how products are manufactured and maintains a problem and bug reporting program as required by international software quality guidelines.
4. The OQ specifications in this EQP can be used, as appropriate, by the user to prepare URS. The OQ specifications in this EQP represent the levels of performance acceptable to regulatory agencies for the technique; conform to typical specifications found in validation literature; are equally suitable for OQ at installation and on-going OQ throughout operational lifetime; are equivalent to the OQ specifications published in the legacy Agilent Classic OQPV protocols; and are suitable for most user requirements.
5. Agilent Technologies is capable of installation, support, preventive maintenance, on-going qualification, and re-qualification after repair and user training worldwide.

Installation Qualification (IQ)

IQ checks and tests for Agilent hardware and software products include the following:

1. Purchase Order Details: Allows the customer to verify that the instrument being qualified matches their design requirements (if available) and purchase order.
2. Preparation and Installation Details: Gathers and records information about preparation and installation documents.
3. Documentation: Gathers and records information about reference and user manuals for initial installations.
4. Product Quality Assurance Details: Collects and records certificates and other forms that verify that the vendor has developed and built the product according to internal standards.
5. Startup: Verifies that all modules start up properly.
6. Instrument Check (hardware only): Demonstrates that all modules of the instrument are correctly installed and connected. It does not test instrument performance as fully as OQ. This test is not necessary and therefore skipped if an OQ is to be performed by Agilent operator at installation after IQ.
7. Installation Verification (software only): Verifies the correctness of all installation-related files.

Operational Qualification (OQ)

Refer to the appropriate Test Definitions document for a detailed description of the testing program, setpoints, and acceptance limits for each system technique, category, and instrument configuration.

Dual-Acceptance Limits

(Applies to hardware qualifications only)

Within the EQP of Agilent CrossLab, each of the tests final result can be compared against two different limits if required. This allows customer-configured OQ to report against a User Limit (Limit1) and the Agilent Recommended Limit (Limit2) simultaneously.

In the standard EQP documents, Limit 1 and 2 values are the same – effectively de-activating this feature. Custom EQPs can also be prepared on request, making effective use of the two-limit feature of the Agilent Compliance Engine (ACE). In those cases, Limit 2 will always be the Agilent Recommended limit, and Limit 1 will be the limit requested by the user.

เอกสารไม่ควบคุม

Agilent will not be under any obligation regarding the OQ testing results against user-requested limits that are more stringent than the Agilent Recommended ones.

Re-Qualification after Repair (RQ) Hardware

(Applies to hardware qualifications only)

In the event of a hardware breakdown followed by an engineering repair of a qualified instrument, it is necessary to re-qualify the system to an appropriate level before release back into operational use.

For some of the instrument techniques, Agilent offers a service contract to repair and re-qualify an instrument during the period between scheduled annual OQs.

The level of re-testing is prescribed in the RQ section of ACE: a form is displayed for the operator showing all types of repair possible and the re-testing required. Part of an example form is shown below.

Re-Qualification After Repair

Pump Strategies

Repair/Replace Strategy	Modules	OQ/PV Testing
Internal pump head parts, active inlet valve (or AIV cartridge), (parts of) check valves, reference valves, inlet manifold or pump drive, or taking pump head apart to clean (versus repair)	Any pump	Flow Accuracy & Precision
Pulse damper, pressure transducer	Any pump	Flow Accuracy & Precision
Multi-channel gradient valve	Quaternary	Flow Accuracy & Precision Gradient Composition

The full list of repair and re-test guidance is available for review by customers of the RQ service.

The RQ form in ACE prescribes which tests the operator must perform for each repair circumstance. The test procedure, setpoints, and limits will be an exact repeat of the previous OQ test (a regression-testing strategy).

Updated: November 2019 **www.agilent.com/chem/qualification**

Information, descriptions and specifications in this publication are subject to change without notice.
© Agilent Technologies, Inc. 2019
Published in USA

เอกสารไม่ควบคุม

Agilent CrossLab Compliance Services

Agilent CrossLab
From Insight to Outcome

SERVICE DELIVERY METHODS CUSTOMER APPROVAL OF ALTERNATIVE METHOD AND EQR STORAGE

Overview

Agilent CrossLab qualification services offer flexible choices for the delivery method as described below. The desired service delivery method is chosen according to the laboratory data integrity and general procedural requirements. To ensure complete data traceability, Agilent has developed two delivery methods that access data directly (default methods). An alternative method is also available that accesses data indirectly through a transfer location. If neither of the default methods is chosen, this document captures customer approval of the alternative delivery method.

Available Methods

Method	Definition
Preferred 1	Network-distributed ACE (NDA), where the ACE software is installed on a network node within the laboratory LAN infrastructure. Requires collaboration with the customer to load ACE behind the customer firewall. Raw data locations are always captured in the equipment qualification report (EQR), which provides end to end traceability and a fully characterized data workflow in the delivery.
Preferred 2	Dedicated spinning USB drive, where the ACE software resides on an independent drive that can be driven from the system controller, where the CDS resides. Because the USB spinning drive is connected to the CDS, the validity of this method is equivalent to the preferred 1 method. Raw data is imported directly into ACE by the Data Manager tool, with the data paths always captured in the report, which provides data traceability assurance. This is the most commonly used method.
Alternative	The ACE software is installed on and run from a PC not directly connected to the customer data system (CDS), such as the FSE's laptop. System data files are transferred indirectly from the CDS to the laptop instead of directly like preferred 1 and 2 methods. Requires customer pre-approval to remove later questions on data integrity. **NOTE**: The FSE's CDS used in this method is qualified for data collection purposes.

EQR Storage

Select the checkbox below to authorize Agilent to store a copy of the Equipment Qualification Reports (EQRs) generated by Agilent Compliance Engine for internal assessments. The intention of the assessment is to evaluate the delivery of the qualification service, with a focus to improve delivery and assess the appropriateness of data integrity measures. The storage is exclusively for the internal assessment by Agilent and will not be shared with other organizations. It is not to be considered a backup for the EQR provided at qualification delivery.

Customer Approval of Alternative Method and EQR Storage

Authorize Agilent to use the alternative method (check for approval):

Authorize Agilent to store EQRs for their internal assessment (check for approval):

Approved by/title: Prawan Nitiyuthai / Laboratory Manager

Comments:

Updated: September 2020 **www.agilent.com/chem/qualification**

Information, descriptions and specifications in this publication are subject to change without notice.
© Agilent Technologies, Inc. 2020
Published in USA

เอกสารไม่ควบคุม

Agilent CrossLab Compliance Services

Agilent CrossLab
From Insight to Outcome

AGILENT CROSSLAB QUALIFICATION SERVICES
USE CASES FOR SERVICE DELIVERY

Introduction

With heightened scrutiny of data integrity, Agilent's ACE (Automated Compliance Engine) software must be able to access instrument-generated raw data files one of two ways: (1) directly, using the connection between network nodes or with the server; (2) indirectly, through temporary storage in a transfer location. (In this document, data integrity refers to the who, what, and where of data used in generating an ACE equipment qualification report, or EQR.)

ACE includes three main service delivery use cases that address data integrity requirements; the rest of this document provides details to determine which one best fits a customer's needs.

Regardless of the delivery method, ACE features and delivery procedures are compatible.

Preferred Method 1:	Network-distributed ACE (NDA)
Preferred Method 2:	Dedicated spinning USB drive (most commonly used method)
Alternative:	Service portable laptop or other PC not directly connected to customer data system (CDS)

Preferred Method 1: Network-Distributed ACE (NDA)

Overview

ACE software is installed on a network node within the laboratory LAN infrastructure, which requires collaboration with the customer to load ACE behind their firewall. Raw data locations are always captured in the EQR, which provides end-to-end traceability and a fully characterized data workflow in the delivery.

Details

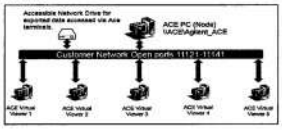

Installing ACE in a separate node (a.k.a. the host PC) on the same network as the system controller offers data traceability that is equivalent to an installation on the system controller itself. The system controller (where the CDS resides) and the ACE host PC are identified and seen by the server and subject to the customer's data access controls and general IT policies. The CDS's audit trail records data movements between nodes or between the client and server, and ACE's data traceability features identify the original data directory and therefore ensures end-to-end data traceability

The ACE host PC has a separate/partitioned drive for ACE software. During ACE's installation, two services are setup on the operating system (OS): one for security and the other as a watchdog. Because the ACE host PC sits on the network as a shared drive, engineers access ACE through the networked drive: ACE is not installed on ACE Virtual Viewer PCs.

Requirements

Installation

- Install on a host PC with a separate drive (different from that of the OS)
- Attach to a network that clients can access
- 500 GB
- NTFS format
- User has local administration rights

เอกสารไม่ควบคุม

Operational

- User has an ACE node logon with a minimum of power user rights permissions; user also has a personal ACE account and password added through the ACE licensing tool
- Up to 5 users with 3 open sessions each can access the NDA simultaneously
- Exception to ports 11121-11141 on ACE node, clients, and switch's/Smart Hubs to be open on the network

Preferred Method 2: Dedicated Spinning USB Drive

Overview

ACE software resides on an independent drive that can be driven from the system controller, where the CDS resides. Because the drive is connected to the CDS, this method's data integrity is equivalent to preferred 1 method's. Raw data is imported directly into ACE by ACE's Data Manager tool, and data paths are captured in reports to provide data traceability.

Details

A dedicated spinning USB drive can run ACE software without leaving a footprint on the host PC. Therefore, it can be connected directly to the system controller (where the CDS resides) without altering the system's qualification status. For additional protection, the drive can be driven by another host PC on the same network; also, the USB drive can remain on site with the customer for use by the Agilent FSE during service deliveries only.

Alternative Method

The ACE software is installed on and run from a PC not directly connected to the customer data system (CDS), such as the FSE's laptop. System data files are transferred indirectly from the CDS to the laptop instead of directly like preferred 1 and 2 methods.

Requires customer pre-approval to remove later questions on data integrity.

Updated: November 2019

www.agilent.com/chem/qualification

Information, descriptions and specifications in this publication are subject to change without notice.
© Agilent Technologies, Inc. 2019
Published in USA

เอกสารไม่ควบคุม

Agilent CrossLab Compliance Services

Agilent CrossLab
From Insight to Outcome

GC HARDWARE
OPERATIONAL QUALIFICATION

Standard OQ Test Suite

This document describes the test program for qualifying GC systems, and the following table lists all OQ tests.

Note: Headspace tests apply only if a headspace sampler is an integral part of the system; Injection Carry Over is included in the standard OQ for GCs with headspace configurations but not for liquid sampler configurations (it can be ordered as EXTRA COST TEST). Inlet Pressure Decay is not included for GCs configured with mass spectrometer detectors.

Key: Fixed setpoints/limits Variances allowed

Test	Setpoints and Parameters	Limits
System Inspection and Basic Safety and Operation	N/A	Gases, chassis electric grounding, interlocks, hydrogen shutdown, and so on all correct
GC Oven Temperature Accuracy and Stability (Agilent Intuvo 9000)	Column connector = 230.0°C Oven 1 = 230.0°C Oven 2 = 100.0°C Stability measured at oven 2	Accuracy ≥ -5.0% and ≤ 5.0% of setpoint in K (oven) Accuracy ≥ -1.0% and ≤ 2.0% of setpoint in K (column connector) Stability ≤ 0.5°C
GC Oven Temperature Accuracy and Stability	Temperature 1 = 230.0°C Temperature 2 = 100.0°C Stability measured at temperature 2	Accuracy ≥ -1.0% and ≤ 1.0% of setpoint in K Stability ≤ 0.5°C (Agilent) Stability ≤ 1.0°C (Others)
Headspace Leak (7697A only)	N/A	Valve functions properly and HSS is leak tight
Headspace Vent and Pressurization Valve Integrity (G1888A and older)	N/A	Valve functions properly
Headspace Heated Zones Temperature Accuracy	Tline: 115.0°C Sample Loop: 110.0°C Syringe Heater: 110.0°C Oven: 100.0°C Agitator: 100.0°C (Applicable zones vary by model: * TurboMatrix 40, TurboMatrix 16, TurboMatrix 110, HS40XL, HS110, HS110XL models only) Tline is transferline.	Tline accuracy ≥ -1.8 and ≤ 5.2% of setpoint (7697A, 7697A w/tray) Tline accuracy ≥ -4.3 and ≤ 4.3 % of setpoint (Others) Sample loop accuracy ≥ -4.0°C and ≤ 4.0°C (G1883, G1888A, 7697A, 7697A w/tray) Sample loop accuracy ≥ -5.0°C and ≤ 5.0°C (Others) Syringe heater accuracy ≥ -2.0°C and ≤ 2.0°C (CTC) Syringe heater accuracy ≥ -5.0°C and ≤ 5.0°C (Others) Oven accuracy ≥ -5.0°C and ≤ 5.0°C (7694, G1290B, G1290B) Oven accuracy ≥ -4.0°C and ≤ 4.0°C (G1883, G1888A) Oven accuracy ≥ -5.0°C and ≤ 5.0°C (PerkinElmer*) Oven accuracy ≥ -4.0°C and ≤ 4.0°C (PerkinElmer other models) Oven accuracy ≥ -4.0°C and ≤ 4.0°C (7697A, 7697A w/tray) Oven accuracy ≥ -5.0°C and ≤ 5.0°C (Others) Agitator accuracy ≥ -2.0°C and ≤ 2.0°C (CTC)
Vial Heater Temperature Accuracy	Temperature: 60.0°C	Diff. from setpoint ≥ – 2.0°C; ≤ 2.0°C
Inlet Pressure Decay (non-MS) (EPC or manual control only)	Inlet gas flow control	Pressure change / 5 minutes ≥ –2.0 psi and ≤ 0.5 psi
Inlet Pressure Accuracy (EPC or manual control only)	Inlet pressure: 25.0 psi	Accuracy ≤ 1.2 psi
Inlet Flow Stability (EFC control only)	Inlet flow: 4.0 ml/minutes	Accuracy ≤ 10.0% Precision ≤ 5.0%

เอกสารไม่ควบคุม

Test	Setpoints and Parameters	Limits
Detector Flow Accuracy	Flow rate varies by detector type (N/A for NPD)	Accuracy ≤ 10.0% of setpoint (or 1.5 ml/minute, whichever is larger)
Noise and Drift (FID)	Detector signal	Noise ≤ 0.10 pA Drift ≤ 2.50 pA/hour
Noise and Drift (TCD)	Detector signal	Noise ≤ 0.15 DU (He or H_2 carrier and makeup [or no makeup]) Noise ≤ 0.25 DU (N_2 carrier and makeup [or no makeup]) Drift ≤ 2.20 DU/hour
Noise and Drift (NPD)	Detector signal (N/A for 5890)	Noise ≤ 0.15 pA Drift ≤ 3.50 pA/hour
Noise and Drift (ECD)	Detector signal (N/A for 5890)	Noise ≤ 0.15 DU Drift ≤ 1.00 DU/hour
Noise and Drift (uECD)		Noise ≤ 3.00 DU Drift ≤ 15.00 DU/hour
Noise and Drift (FPD new style)	Detector signal, sulfur (N/A for 5890)	Noise ≤ 5.00 DU Drift ≤ 5.00 DU/hour
Noise and Drift (FPD+)		Noise ≤ 4.00 DU Drift ≤ 3.00 DU/hour
Noise and Drift (FPD new style)	Detector signal, phosphorous (N/A for 5890)	Noise ≤ 5.00 DU Drift ≤ 5.00 DU/hour
Noise and Drift (FPD+)		Noise ≤ 2.00 DU Drift ≤ 1.50 DU/hour
Noise and Drift (NCD, SCD)	Detector signal	Noise ≤ 5.00 pA Drift ≤ 50.00 pA/hour
Scouting Run	Injection volume on column: varies by configuration	N/A
Signal to Noise (FID/SS/MMI/ALS)	Signal height divided by ASTM baseline noise for known concentration and conditions.	S/N ≥ 300,000 (N_2 makeup gas) S/N ≥ 240,000 (He makeup gas)
Signal to Noise (FID/SS/MMI/HSS)		S/N ≥ 5,000 (N_2 makeup gas) S/N ≥ 4,000 (He makeup gas)
Signal to Noise (FID/VI/HSS)		S/N ≥ 4,000 (N_2 makeup gas) S/N ≥ 3,200 (He makeup gas)
Signal to Noise (FID/non-SS/using 18710-60170)		S/N ≥ 800 (N_2 makeup gas) S/N ≥ 600 (He makeup gas)
Signal to Noise (FID/non-SS/using 5188-5372		S/N ≥ 200 (N_2 makeup gas) S/N ≥ 160 (He makeup gas)
Signal to Noise (NPD)		S/N ≥ 300
Signal to Noise (TCD/SS/MMI)		S/N ≥ 750 (N_2 makeup gas) S/N ≥ 5,000 (He or H2 makeup gas)
Signal to Noise (TCD/non-SS/MMI)		S/N ≥ 4 (N2 makeup gas) S/N ≥ 100 (He or H_2 makeup gas)
Signal to Noise (uECD)		S/N ≥ 1,500
Signal to Noise (FPD new style)		S/N ≥ 700 (sulfur) S/N ≥ 1,000 (phosphorous)
Signal to Noise (FPD+)		S/N ≥ 1,400 (sulfur) S/N ≥ 2,400 (phosphorous)
Signal to Noise (NCD)		S/N ≥ 600 (NCD)
Signal to Noise (SCD)		S/N ≥ 550 (SCD) S/N ≥ 55 (SCD on FID base)
Injection Precision (Split/Splitless)	Injection volume on column: 1.0/100S/250 ul (ALS/Agilent HSS/CTC HSS with split/splitless FID) Injection time: 0.2 minutes (pressure-balanced HSS only)	Retention time RSD ≤ 1.00% Area RSD ≤ 3.00% (ALS, Agilent HSS) Area RSD ≤ 4.00% (CTC HSS) Area RSD ≤ 8.00% (NCD, SCD; ALS only)

เอกสารไม่ควบคุม

Test	Setpoints and Parameters	Limits
Injection Precision (Purged/Packed)	ALS with purged/packed injection port; without HSS	Retention time RSD ≤ 1.00% Area RSD ≤ 3.00% (FID, TCD) Area RSD ≤ 5.00% (other detectors)
Injection Carry Over (HSS only)	Same as Injection Precision	Area carry over ≤ 1.00%

Test Design and Rationale

Overview

Many GMP/GLP enforcement agency inspectors now ask firms to provide a risk assessment of their equipment and computer systems plus a science-based rationale for subsequent validation and qualification testing.

GENERAL RISK STATEMENT: Any laboratory chemical system used for raw material testing or final drug product / medical device testing in GMP or used in formal GLP studies will likely fall into a HIGH RISK category. This risk assessment will imply the need for IQ & OQ & on-going qualification. ANY USER SPECIFIC RISK ANALYSIS SUPERCEDES THIS GENERAL RISK STATEMENT.

The rest of this section outlines the science-based rationale for each test in the Agilent hardware OQ plus a brief test design and procedure description.

The recommended set of hardware OQ tests described in this EQP derives from Agilent's interpretation of FDA, USP, and GAMP guidelines and other authoritative expert literature.

OQ test design incorporates both modular and holistic testing, which is a proven and regulatory acceptable approach. When applicable, direct metrology is used to test pump flow rates and thermal-controlled column compartments, for example. Holistic chemical testing is used to evaluate critical instrument characteristics

When applicable, certified reference standards and calibrated equipment are used.

Considering the number of setpoints, parameters, and conditions of each recommended OQ test, the proven concepts of worst case, range, and representative have been applied. If a property or characteristic is known to have its worst performance at one end of a range of use, this is the setpoint that should be tested and other setpoints are not required. If a property or characteristic has no known worst case, testing at the high and low points of the range of use is required. If there are too many possible use cases and conditions to realistically test (and none is a worst case), a representative sample for test is the best approach.

System Inspection and Basic Safety and Operation

Description: System must be in safe and operational condition before starting the OQ tests.

Procedure: The instrument is given a general inspection and its basic safety features are challenged to ensure proper operation.

GC Oven Temperature Accuracy and Stability

Description: Oven temperature accuracy is important for comparability between systems and transferring methods. Oven temperature stability is critical for qualitative and quantitative analysis.

Procedure: At two different temperatures, accuracy is measured using an external calibrated thermometer and expressed as the difference between found and setpoint values. At one of these, a statistically significant number of additional readings are taken during the total duration of the test and stability is expressed as the delta between the highest and lowest temperatures.

Headspace Leak

Description: Proper operation of the valves is critical for repeatable peak areas and carry over.

Procedure: This test verifies that the valves operate properly with no excessive leaks or restricted internal flow paths.

Headspace Vent and Pressurization Valve Integrity

Description: Proper operation of the valves is critical for repeatable peak areas and carry over.

Procedure: This test verifies that the valves operate properly: with no excessive leaks or restricted internal flow paths.

Headspace Heated Zones Temperature Accuracy

Description: Temperature accuracy of the heated zones is important for comparing systems and transferring methods. Oven accuracy is critical to quantitative headspace methods.

Procedure: The temperature is measured using an external calibrated thermometer with appropriate probe design. Accuracy is determined as the difference between found and setpoint values.

เอกสารไม่ควบคุม

Vial Heater Temperature Accuracy

Description: The 7693A vial heater option can be used during sample preparation. This test verifies that it heats accurately.

Procedure: The heater temperature is measured with an external thermometer and accuracy is calculated as the difference between the measured value and setpoint.

Inlet Pressure Decay

Description: Inlet pressure integrity is critical for repeatable injection and retention times. The pressure decay and pressure accuracy tests combine to demonstrate pressure integrity. **NOTE**: If there is too much air in the system, the MS system's Tune test indicates a leaking detector, so pressure decay is not necessary for MS-only systems.

Procedure: Inlet is capped, a pressure applied, and inlet flow turned off. The pressure decay is recorded over a specified time range.

Inlet Pressure Accuracy

Description: Inlet pressure integrity is critical for repeatable injection and retention times. The pressure decay and pressure accuracy tests combine to demonstrate pressure integrity. This test checks for accurate pressure to the head of the column. Column flow is achieved by maintaining a constant pressure against a known restriction. Because the restriction is a function of the column geometry, measuring pressure in the inlet is the most accurate way to determine flow.

Procedure: The inlet is capped, a pressure is applied, and the inlet pressure is recorded using an external calibrated manometer connected to the inlet.

Inlet Flow Stability

Description: Inlet flow stability is critical for repeatable injection and retention times. Inlet flow accuracy and precision tests combine to demonstrate inlet flow stability.

Procedure: Column flow setpoint is achieved, all detector flows are turned off, and calculations are made: flow accuracy as the absolute % difference of the mean of the ten flow readings and the setpoint; flow precision as the % RSD of ten flow readings.

Detector Flow Accuracy

Description: Detector flow accuracy is critical for a stable detector signal. Incorrect flows may have an impact on detector performance.

Procedure: Flow accuracy is determined by measuring the flows with a calibrated mass flowmeter and then comparing the results to the test setpoints and the values displayed by the GC.

Noise and Drift

Description: This test gives an indication of detector sensitivity and stability.

Procedure: The signal is monitored at specified conditions appropriate to the type of detector over a twenty-minute period. The signal noise is calculated based on ASTM E594-96 as the average peak-to-peak noise in a number of signal segments.

The drift is calculated as the slope of the linear regression for the signal. Detector type and the gases used all contribute to different performance and therefore different limits for each configuration.

Scouting Run

Description: This test is used to determine the chromatogram for presence of expected peaks, sufficient run time, and proper integration events prior to the start of the actual qualification runs.

Signal to Noise

Description: Sensitivity of GC detection is a critical performance feature in quantitative and qualitative analysis. A signal-to-noise value of a representative compound at known concentration provides sensitivity statistics.

Procedure: A traceable standard is injected and signal to noise is calculated.

Injection Precision

Description: System precision is critical for quantitative analysis.

Procedure: An initial stabilizing injection is made, followed by six repeat injections of a traceable standard followed by a final blank injection. The % RSD of the six injections is calculated to provide precision statistics. There are separate dedicated instrument parameters and reference standards applicable to each inlet/detector combination. This test is performed with liquid and headspace sampler configurations.

เอกสารไม่ควบคุม

Injection Carry Over

Description: Low carry over from a previous injection is critical for accuracy of quantitative and reliability of qualitative analysis. For headspace samplers, the engineering condition contributes to carry over performance, so this is a core OQ test for these samplers.

For liquid samplers, carry over performance is contingent on many variable factors independent of the engineering condition of the GC system. Many different syringe wash programs are available that can eliminate carry over. These are user selectable and may be application specific. The condition of the injection syringe is the only controllable engineering factor. The injection syringe is typically replaced for new during PM before OQ. Therefore, the carry over test for liquid samplers is offered only as an optional extra fee test in a customer-configured EQP.

Procedure: The blank injection after the six repeat injections of the precision test is evaluated for carry over, and the result is expressed as a percentage.

Updated: November 2019 **www.agilent.com/chem/qualification**

Information, descriptions and specifications in this publication are subject to change without notice.

© Agilent Technologies, Inc. 2019
Published in USA

เอกสารไม่ควบคุม

Report and Delivery Options

(For hyphenated system types only) If different options are chosen for the primary and supported system types, the primary system options are used for both techniques in the EQR.

- Show chromatograms
- Show header and footer on cover
- Include repeated run logs
- Include Transaction logs

Selected Signature Options

Status: EQP is not signed

- Reporting variance is allowed in this EQP

เอกสารไม่ควบคุม

Customer Approval

Name: Miss Ponjawan Viriyothai
Title: Laboratory Manager
Date: Feb 3, 2021
Signature: P Waman V.

Name:
Title:
Date:
Signature:

Name:
Title:
Date:
Signature:

Name:
Title:
Date:
Signature:

เอกสารไม่ควบคุม

Legal Notice

Agilent CrossLab Compliance and its primary components (ACE software tool, procedures, test design, metrology tools, chemical reference standards, and operator training materials) have been designed, tested, validated, and released for commercial use following Agilent's Life-Cycle Development Quality Assurance methodology. .

Agilent CrossLabs Group R&D VP and Dir. of Technology: Neil Cook, Santa Clara, California USA.
Agilent CrossLabs Group Quality Manager: Julio Hector, Santa Clara, California USA. .

Agilent CrossLab Compliance is endorsed by Dr. Ludwig Huber on behalf of labcompliance.com.

ACE software is patented. Copyright is claimed by this statement for all original work comprising Agilent CrossLab Compliance. Any unauthorized use, reproduction, or translation will be prosecuted to the maximum extent possible by law. All customer copies of EQP approval, final qualification reports, and raw data provided to customer at delivery of the service become the property of the customer.

เอกสารไม่ควบคุม

Protocol Details

Protocol Revision Used for this Document	Protocol Revision Release Date
GC.02.51	November 2020

NOTE: The Revision History - EQP Editor document includes details for above and other available revisions.

เอกสารไม่ควบคุม

Certificate of System Qualification

GC-OQ

System ID:	CN13113001
Organization Name:	United Analyst and Engineering Consultan
Organization Location:	3 Soi Udomsuk 41 Sukhumvit Road, Bangchak, Phrakhanong, Bangkok 10200
Date:	April 22, 2022 2:32:15 PM
EQP Name:	AgilentRecommended
EQP Revision:	GC.02.51
Overall Qualification Status:	Pass

System Inspection and Basic Safety and Operation

Name: 7890

Setpoint Status: **Pass**

Overall System Inspection and Basic Safety and Operation Test Status

Pass

Inlet Pressure Decay

Name: 7890
Front SSL

Setpoint Status: **Pass**

Pressure: 25.0 psi

Pressure Change: -0.1 psi /5 minutes

Agilent Recommended: >= -2.0 and <= 0.5

Overall Inlet Pressure Decay Test Status

Pass

Inlet Pressure Accuracy

Name: 7890
Front SSL

เอกสารไม่ควบคุม

Setpoint Status: Pass

	Setpoint		Actual	
Inlet Pressure:	25.0	psi	25.0	psi

Accuracy: 0.0 psi

Agilent Recommended: <= 1.2

Overall Inlet Pressure Accuracy Test Status

Pass

Detector Flow Accuracy

Name: 7890 Back FPD+

Setpoint Status: Pass

Flow Type: Fuel

Setpoint: 60.0 mL/min Measured Flow: 60.2 mL/min

Accuracy: 0.2 mL/min

Agilent Recommended: <= 10.0 % setpoint (6.0 ml/min)

Limit is percentage of setpoint or 0.5 ml/minute, whichever is largest.

Setpoint Status: Pass

Flow Type: Oxidizer

Setpoint: 60.0 mL/min Measured Flow: 60.1 mL/min

Accuracy: 0.1 mL/min

Agilent Recommended: <= 10.0 % setpoint (6.0 ml/min)

Limit is percentage of setpoint or 0.5 ml/minute, whichever is largest.

เอกสารไม่ควบคุม

Setpoint Status: Pass

Flow Type: Makeup

Setpoint: 60.0 mL/min Measured Flow: 64.8 mL/min

Purge Offset: 20 % setpoint

Adjusted Setpoint: 72.00 mL/min

Accuracy: 7.2 mL/min

Agilent Recommended: <= 10.0 % setpoint (7.2 ml/min)

Limit is percentage of setpoint or 0.5 ml/minute, whichever is largest.

Overall Detector Flow Accuracy Test Status

Pass

Detector Flow Accuracy

Name: 7890 Front FID

Setpoint Status: Pass

Flow Type: Fuel

Setpoint: 30.0 mL/min Measured Flow: 30.2 mL/min

Accuracy: 0.2 mL/min

Agilent Recommended: <= 10.0 % setpoint (3.0 ml/min)

Limit is percentage of setpoint or 0.5 ml/minute, whichever is largest.

Setpoint Status: Pass

Flow Type: Oxidizer

Setpoint: 400.0 mL/min Measured Flow: 398.2 mL/min

Accuracy: 1.8 mL/min

Agilent Recommended: <= 10.0 % setpoint (40.0 ml/min)

Limit is percentage of setpoint or 0.5 ml/minute, whichever is largest.

เอกสารไม่ควบคุม

Setpoint Status: Pass

Flow Type: Makeup

Setpoint: 25.0 mL/min Measured Flow: 24.9 mL/min

Accuracy: 0.1 mL/min

Agilent Recommended: <= 10.0 % setpoint (2.5 ml/min)

Limit is percentage of setpoint or 0.5 ml/minute, whichever is largest.

Overall Detector Flow Accuracy Test Status

Pass

GC Oven Temperature Accuracy

Name: 7890

Setpoint Status: Pass

Zone: Oven

	Setpoint/Actual		
Temperature:	230.0	230.6	°C

Accuracy: 0.6 °C

Agilent Recommended: >= -1.0 % setpoint in K (-5.0 °C)

<= 1.0 % setpoint in K (5.0 °C)

Setpoint Status: Pass

Zone: Oven

	Setpoint/Actual		
Temperature:	100.0	100.4	°C

Accuracy: 0.4 °C

Agilent Recommended: >= -1.0 % setpoint in K (-3.7 °C)

<= 1.0 % setpoint in K (3.7 °C)

Overall GC Oven Temperature Accuracy Test Status

Pass

GC Oven Temperature Stability

Name: 7890

เอกสารไม่ควบคุม

Setpoint Status: Pass

	Setpoint/Average		
Temperature:	100.0	100.4333	°C

Stability: 0.1 °C

Agilent Recommended: <= 0.5

Overall GC Oven Temperature Stability Test Status

Pass

Scouting Run

Tested Combination1 Front SSL / Back FPD+

Injection Tower

Name: 7693A

Setpoint Status: Completed

Injection Volume on Column: 1.0 uL

Mode: P-Mode

Overall Scouting Run Status

Completed

Noise and Drift

Tested Combination1 Front SSL / Back FPD+

Name: 7890

Setpoint Status: Pass

Mode: P-Mode

Base Signal: 12.2 150 pA

	ASTM Noise	Drift
	DU	DU/Hr
	1.58	0.52
Agilent Recommended:	<= 2.00	<= 1.50
Status:	Pass	Pass

เอกสารไม่ควบคุม

Overall Noise and Drift Test Status

Pass

Injection Precision

Tested Combination1	Front	SSL	/ Back	FPD+
Name:	7693A			

Setpoint Status: **Pass**

Injection Volume on Column: 1.0 uL

Mode: P-Mode

Area RSD:		2.63 %	Retention Time RSD:		0.02 %
Agilent Recommended:	<=	3.00		<=	1.00

Overall Injection Precision Test Status

Pass

Signal to Noise

Tested Combination1	Front	SSL	/ Back	FPD+
	Injection Tower			
Name:	7890			

Mode: P-Mode

Setpoint Status: **Pass**

Signal to Noise: 11529

Agilent Recommended: >= 2400

Overall Signal to Noise Test Status

Pass

Scouting Run

Tested Combination2	Front	SSL	/ Front	FID
	Injection Tower			
Name:	7693A			

Setpoint Status: **Completed**

Injection Volume on Column: 1.0 uL

Overall Scouting Run Status

Completed

Noise and Drift

Tested Combination2	Front	SSL	/ Front	FID
Name:	7890			

Setpoint Status: **Pass**

Base Signal: 21.3 pA

		ASTM Noise		Drift
		pA		pA/Hr
		0.07		0.65
Agilent Recommended:	<=	0.10	<=	2.50
Status:	Pass		Pass	

Overall Noise and Drift Test Status

Pass

Injection Precision

Tested Combination2	Front	SSL	/ Front	FID
Name:	7693A			

Setpoint Status: **Pass**

Injection Volume on Column: 1.0 uL

Area RSD:		0.44 %	Retention Time RSD:		0.24 %
Agilent Recommended:	<=	3.00		<=	1.00

Overall Injection Precision Test Status

Pass

Signal to Noise

Tested Combination2	Front	SSL	/ Front	FID
	Injection Tower			
Name:	7890			

Setpoint Status: **Pass**

Signal to Noise: 521845

Agilent Recommended: >= 300000

Overall Signal to Noise Test Status

Pass

Instrument Details

Purpose

This section describes the as found system configuration.

Details

System	
System ID	CN13113001
Manufacturer	Agilent Technologies
Name	7890
Flow Data Input	Manual Data
Temperature Data Input	Manual Data or Other Data Logging
Tested Combination1	
Injection Technique	Injection Tower
Inlet	Front
Detector	Back
LTM Included?	No
Tested Combination2	
Injection Technique	Injection Tower
Inlet	Front
Detector	Front
LTM Included?	No
Sampler 1	
Manufacturer	Agilent Technologies
Type	Injection Tower
Name	7693A
Model Number	G4513A
Serial Number	CN13260018
Firmware Revision	A.10.08
Usage	Sample Injection
Location	Front
Syringe Volume (µL)	10

Sampler 2

Manufacturer	Agilent Technologies
Type	Tray
Name	7693A
Model Number	G4514A
Serial Number	CN13200169
Firmware Revision	A.10.16
Vial Heater	Not installed

Mainframe 1

Manufacturer	Agilent Technologies
Name	7890
Model Number	G3440B
Serial Number	CN13113001
Firmware Revision	B.02.03.2
Oven Type	Standard

Inlet 1

Manufacturer	Agilent Technologies
Name	7890
Type	SSL
Location	Front
Carrier Gas	Helium
Control Type	Electronic Pressure Control (EPC)
Purged Inlet	Yes

Detector 1

Manufacturer	Agilent Technologies
Name	7890
Type	FID
Adapter	Capillary
Control Type	Electronic Pressure Control (EPC)
Location	Front
Makeup Gas	Nitrogen

Detector 2

Manufacturer	Agilent Technologies
Name	7890
Type	FPD+
Adapter	Capillary
Control Type	Electronic Pressure Control (EPC)
Location	Back
Makeup Gas	Nitrogen
First Filter Tested	P-Mode

Electronic Signature

Purpose

This signature page was created and published because the ACE sign-off action was executed, which is valid for the entire document, including attachments. The ACE sign-off is an electronic signature that requires two distinct identification components: unique username and personal password. The Agilent representative who has delivered this service understands the meaning and legal status of an electronic signature. As a trained official operator, the Agilent representative has a unique password and logon to access ACE and electronically sign this document. (Other e-signatures can be applied to this document using a Document Content Management or other suitable method defined in your data access and control procedures.)

Details

Full Name of Signer:	Saenguthai Tarak
Logged On User Name:	saenguthai.tarak@non.agilent.com
Signature Creation Date:	April 22, 2022
Reason for Signature:	Executed protocol and published this original version of document

Regulatory Disclaimer

This document provides a protocol to verify and record instrument configuration and evidence of proper operation. It has been prepared from our interpretation of applicable regulations as well as industry best practices. The document is designed to provide an important component of a complete compliance package. Validation depends upon many factors and use of this protocol alone does not assure compliance. Agilent Technologies makes no promises or representations as to its sufficiency for any specific regulatory program.

Warranty

Agilent Technologies makes no warranty of any kind to this material, including but not limited to, the implied warranties or merchantability and fitness for a particular purpose. Agilent Technologies shall not be liable for errors contained herein or for incidental or consequential damages in connection with the furnishing, performance, or use of this material.

User Name: saenguthai.tarak
Hostname: LAPTOP-CQ1SKOMV

System Id: CN13113001
Print Date: April 22, 2022 2:32:18 PM

CN13113001 Transaction log :

Time	Transaction State	Activity Performed	Type of Transaction	Optional Information
April 22, 2022 9:34:25 AM	Audit	SessionCreated	Session	None
April 22, 2022 9:34:25 AM	Start	Configuration	Session	None
April 22, 2022 9:34:25 AM	Audit	Entitlement	Licensing	User is Nonpaying and does not require an unlock code
April 22, 2022 9:34:51 AM	Audit	EqpLoaded	Session	EQP details for primary technique [Gc] - File path: [ProtocolPacks/Gc/Configurations/02.51/Gc.02.51.eqp], EQP File Name: [Gc.02.51.eqp], EQP Name: [AgilentRecommended]
April 22, 2022 9:34:54 AM	End	Configuration	Session	None
April 22, 2022 9:35:00 AM	Start	Qualification	Session	OQ
April 22, 2022 9:35:00 AM	Start	Execution	System Inspection and Basic Safety and Operation - 7890 - Qualitative Test - No setpoints associated	None
April 22, 2022 9:35:21 AM	End	Execution	System Inspection and Basic Safety and Operation - 7890 - Qualitative Test - No setpoints associated	Run Count : 1
April 22, 2022 9:35:24 AM	Start	Execution	Inlet Pressure Decay - Front SSL - Pressure Controlled Inlet - S: 25.0 psi - L: >= -2.0 psi and <= 0.5 psi	None
April 22, 2022 9:30:32 AM	End	Execution	Inlet Pressure Decay - Front SSL - Pressure Controlled Inlet - S: 25.0 psi - L: >= -2.0 psi and <= 0.5 psi	Run Count : 1
April 22, 2022 9:35:35 AM	Start	Execution	Inlet Pressure Accuracy - Front SSL - Pressure Controlled Inlet - S: 25.0 psi - L: <= 1.2 psi	None

Page 1 / 9

User Name: saenguthai.tarak
Hostname: LAPTOP-CQ3SKOMV

System Id: CN13113001
Print Date: April 22, 2022 2:32:18 PM

CN13113001 Transaction log :

Time	Transaction State	Activity Performed	Type of Transaction	Optional Information
April 22, 2022 9:35:39 AM	End	Execution	Inlet Pressure Accuracy - Front SSL - Pressure Controlled Inlet - S: 25.0 psi - L: <= 1.2 psi	Run Count : 1
April 22, 2022 9:35:42 AM	Start	Execution	Detector Flow Accuracy - Back FPD+: - Type : Fuel - S: 60.0 mL/min - L: <= 10.0% setpoint	None
April 22, 2022 9:36:01 AM	Audit	Data	Detector Flow Accuracy - Back FPD+: - Type : Fuel - S: 60.0 mL/min - L: <= 10.0% setpoint	Manual Data Entry
April 22, 2022 9:36:05 AM	End	Execution	Detector Flow Accuracy - Back FPD+: - Type : Fuel - S: 60.0 mL/min - L: <= 10.0% setpoint	Run Count : 1
April 22, 2022 9:36:07 AM	Start	Execution	Detector Flow Accuracy - Back FPD+: - Type : Oxidizer - S: 60.0 mL/min - L: <= 10.0% setpoint	None
April 22, 2022 9:36:25 AM	Audit	Data	Detector Flow Accuracy - Back FPD+: - Type : Oxidizer - S: 60.0 mL/min - L: <= 10.0% setpoint	Manual Data Entry
April 22, 2022 9:36:33 AM	End	Execution	Detector Flow Accuracy - Back FPD+: - Type : Oxidizer - S: 60.0 mL/min - L: <= 10.0% setpoint	Run Count : 1
April 22, 2022 9:36:35 AM	Start	Execution	Detector Flow Accuracy - Back FPD+: - Type : Makeup - S: 60.0 mL/min - L: <= 10.0% setpoint	None
April 22, 2022 9:37:09 AM	Start	Execution	Detector Flow Accuracy - Back FPD+: - Type : Makeup - S: 60.0 mL/min - L: <= 10.0% setpoint	None

Page 2 / 9

User Name: saenguthai.tarak
Hostname: LAPTOP-CQ3SKOMV

System Id: CN13113001
Print Date: April 22, 2022 2:32:18 PM

CN13113001 Transaction log :

Time	Transaction State	Activity Performed	Type of Transaction	Optional Information
April 22, 2022 9:37:33 AM	Audit	Data	Detector Flow Accuracy - Back FPD+: - Type : Makeup - S: 60.0 mL/min - L: <= 10.0% setpoint	Manual Data Entry
April 22, 2022 9:37:40 AM	End	Execution	Detector Flow Accuracy - Back FPD+: - Type : Makeup - S: 60.0 mL/min - L: <= 10.0% setpoint	Run Count : 1
April 22, 2022 9:44:35 AM	Start	Execution	Signal to Noise - Injection Tower, Front SSL, Back FPD+: - Detector FPD+: - L: >= 2400	None
April 22, 2022 10:10:37 AM	Start	Execution	Signal to Noise - Injection Tower, Front SSL, Back FPD+: - Detector FPD+: - L: >= 2400	None
April 22, 2022 10:10:37 AM	Start	Execution	Detector Flow Accuracy - Front FID: - Type : Fuel - S: 30.0 mL/min - L: <= 10.0% setpoint	None
April 22, 2022 10:10:55 AM	Audit	Data	Detector Flow Accuracy - Front FID: - Type : Fuel - S: 30.0 mL/min - L: <= 10.0% setpoint	Manual Data Entry
April 22, 2022 10:10:59 AM	End	Execution	Detector Flow Accuracy - Front FID: - Type : Fuel - S: 30.0 mL/min - L: <= 10.0% setpoint	Run Count : 1
April 22, 2022 10:11:02 AM	Start	Execution	Detector Flow Accuracy - Front FID: - Type : Oxidizer - S: 400.0 mL/min - L: <= 10.0% setpoint	None
April 22, 2022 10:11:16 AM	Audit	Data	Detector Flow Accuracy - Front FID: - Type : Oxidizer - S: 400.0 mL/min - L: <= 10.0% setpoint	Manual Data Entry
April 22, 2022 10:11:20 AM	End	Execution	Detector Flow Accuracy - Front FID: - Type : Oxidizer - S: 400.0 mL/min - L: <= 10.0% setpoint	Run Count : 1

Page 3 / 9

User Name: saenguthai.tarak
Hostname: LAPTOP-CQ3SKOMV

System Id: CN13113001
Print Date: April 22, 2022 2:32:18 PM

CN13113001 Transaction log :

Time	Transaction State	Activity Performed	Type of Transaction	Optional Information
April 22, 2022 10:11:23 AM	Start	Execution	Detector Flow Accuracy - Front FID: - Type : Makeup - S: 25.0 mL/min - L: <= 10.0% setpoint	None
April 22, 2022 10:11:40 AM	Audit	Data	Detector Flow Accuracy - Front FID: - Type : Makeup - S: 25.0 mL/min - L: <= 10.0% setpoint	Manual Data Entry
April 22, 2022 10:11:49 AM	End	Execution	Detector Flow Accuracy - Front FID: - Type : Makeup - S: 25.0 mL/min - L: <= 10.0% setpoint	Run Count : 1
April 22, 2022 10:11:52 AM	Start	Execution	GC Oven Temperature Accuracy - 7890: - Temperature : Oven - S: 230.0°C - L: >= -1.0 AND <= 1.0 % setpoint in K	None
April 22, 2022 10:12:16 AM	Audit	Data	GC Oven Temperature Accuracy - 7890: - Temperature : Oven - S: 230.0°C - L: >= -1.0 AND <= 1.0 % setpoint in K	Manual Data Entry
April 22, 2022 10:12:18 AM	End	Execution	GC Oven Temperature Accuracy - 7890: - Temperature : Oven - S: 230.0°C - L: >= -1.0 AND <= 1.0 % setpoint in K	Run Count : 1
April 22, 2022 10:12:20 AM	Start	Execution	GC Oven Temperature Accuracy - 7890: - Temperature : Oven - S: 100.0°C - L: >= -1.0 AND <= 1.0 % setpoint in K	None
April 22, 2022 10:12:43 AM	Audit	Data	GC Oven Temperature Accuracy - 7890: - Temperature : Oven - S: 100.0°C - L: >= -1.0 AND <= 1.0 % setpoint in K	Manual Data Entry
April 22, 2022 10:12:46 AM	End	Execution	GC Oven Temperature Accuracy - 7890: - Temperature : Oven - S: 100.0°C - L: >= -1.0 AND <= 1.0 % setpoint in K	Run Count : 1

Page 4 / 9

User Name: saenguthai.tarak
Hostname: LAPTOP-CQ3SKOMV

System Id: CN13113001
Print Date: April 22, 2022 2:32:18 PM

CN13113001 Transaction log :

Time	Transaction State	Activity Performed	Type of Transaction	Optional Information
April 22, 2022 10:12:49 AM	Start	Execution	GC Oven Temperature Stability - 7890: - Temperature : Oven - S: 100.0°C - L: <= 0.5°C	None
April 22, 2022 10:13:43 AM	Audit	Data	GC Oven Temperature Stability - 7890: - Temperature : Oven - S: 100.0°C - L: <= 0.5°C	Manual Data Entry
April 22, 2022 10:13:45 AM	End	Execution	GC Oven Temperature Stability - 7890: - Temperature : Oven - S: 100.0°C - L: <= 0.5°C	Run Count : 1
April 22, 2022 10:13:50 AM	Start	Execution	GC Scouting Run - Injection Tower, Front SSL, Back FPD+: - Part of System Preparation - No limits associated	None
April 22, 2022 10:14:11 AM	Audit	Data	GC Scouting Run - Injection Tower, Front SSL, Back FPD+: - Part of System Preparation - No limits associated	Data files Path : F:\FPD_SC001.D\FPD1B.ch
April 22, 2022 10:14:51 AM	End	Execution	GC Scouting Run - Injection Tower, Front SSL, Back FPD+: - Part of System Preparation - No limits associated	Run Count : 1
April 22, 2022 10:14:54 AM	Start	Execution	Noise and Drift - Back FPD+: - Detector FPD+ P-Mode - L (Noise): <= 2.00 150 pA - L (Drift): <= 1.50 150 pA/hour	None
April 22, 2022 10:15:07 AM	Audit	Data	Noise and Drift - Back FPD+: - Detector FPD+ P-Mode - L (Noise): <= 2.00 150 pA - L (Drift): <= 1.50 150 pA/hour	Data files Path : F:\FPD_ND001.D\FPD1B.ch
April 22, 2022 10:15:19 AM	End	Execution	Noise and Drift - Back FPD+: - Detector FPD+ P-Mode - L (Noise): <= 2.00 150 pA - L (Drift): <= 1.50 150 pA/hour	Run Count : 1

Page 5 / 9

User Name: saengutha.tarak
Hostname: LAPTOP-CQ3SKOMV

System Id: CN13113001
Print Date: April 22, 2022 2:32:18 PM

CN13113001 Transaction log :

Time	Transaction State	Activity Performed	Type of Transaction	Optional Information
April 22, 2022 10:15:23 AM	Start	Execution	Injection Precision - Injection Tower, Front SSL, Back FPD+: - GC - L (Area): <= 3.00% - L (Ret. Time): <= 1.00%	None
April 22, 2022 10:15:43 AM	Start	Execution	Injection Precision - Injection Tower, Front SSL, Back FPD+: - GC - L (Area): <= 3.00% - L (Ret. Time): <= 1.00%	None
April 22, 2022 10:16:06 AM	Audit	Data	Injection Precision - Injection Tower, Front SSL, Back FPD+: - GC - L (Area): <= 3.00% - L (Ret. Time): <= 1.00%	Data files Path : F:\FPD_Pre001--006F.DIFPD1B.ch
April 22, 2022 10:16:06 AM	Audit	Data	Injection Precision - Injection Tower, Front SSL, Back FPD+: - GC - L (Area): <= 3.00% - L (Ret. Time): <= 1.00%	Data files Path : F:\FPD_Pre001--007F.DIFPD1B.ch
April 22, 2022 10:16:06 AM	Audit	Data	Injection Precision - Injection Tower, Front SSL, Back FPD+: - GC - L (Area): <= 3.00% - L (Ret. Time): <= 1.00%	Data files Path : F:\FPD_Pre001--008F.DIFPD1B.ch
April 22, 2022 10:16:06 AM	Audit	Data	Injection Precision - Injection Tower, Front SSL, Back FPD+: - GC - L (Area): <= 3.00% - L (Ret. Time): <= 1.00%	Data files Path : F:\FPD_Pre001--009F.DIFPD1B.ch
April 22, 2022 10:16:06 AM	Audit	Data	Injection Precision - Injection Tower, Front SSL, Back FPD+: - GC - L (Area): <= 3.00% - L (Ret. Time): <= 1.00%	Data files Path : F:\FPD_Pre001--010F.DIFPD1B.ch
April 22, 2022 10:16:06 AM	Audit	Data	Injection Precision - Injection Tower, Front SSL, Back FPD+: - GC - L (Area): <= 3.00% - L (Ret. Time): <= 1.00%	Data files Path : F:\FPD_Pre001--011F.DIFPD1B.ch

User Name: saengutha.tarak
Hostname: LAPTOP-CQ3SKOMV

System Id: CN13113001
Print Date: April 22, 2022 2:32:18 PM

CN13113001 Transaction log :

Time	Transaction State	Activity Performed	Type of Transaction	Optional Information
April 22, 2022 10:16:23 AM	End	Execution	Injection Precision - Injection Tower, Front SSL, Back FPD+: - GC - L (Area): <= 3.00% - L (Ret. Time): <= 1.00%	Run Count : 1
April 22, 2022 10:16:33 AM	Start	Execution	Signal to Noise - Injection Tower, Front SSL, Back FPD+: - Detector FPD+ - L: >= 2400	None
April 22, 2022 10:16:45 AM	Audit	Data	Signal to Noise - Injection Tower, Front SSL, Back FPD+: - Detector FPD+ - L: >= 2400	Data files Path : F:\SN4.DIFPD1B.ch
April 22, 2022 10:16:51 AM	End	Execution	Signal to Noise - Injection Tower, Front SSL, Back FPD+: - Detector FPD+ - L: >= 2400	Run Count : 1
April 22, 2022 1:50:56 PM	Start	Execution	GC Scouting Run - Injection Tower, Front SSL, Front FID: - Part of System Preparation - No limits associated	None
April 22, 2022 1:57:30 PM	Audit	AceRestarted	Session	None
April 22, 2022 1:57:32 PM	Audit	SessionReloaded	Session	None
April 22, 2022 1:57:37 PM	Start	Qualification	Session	OQ
April 22, 2022 1:57:37 PM	Start	Execution	GC Scouting Run - Injection Tower, Front SSL, Front FID: - Part of System Preparation - No limits associated	None
April 22, 2022 1:58:32 PM	Audit	Data	GC Scouting Run - Injection Tower, Front SSL, Front FID: - Part of System Preparation - No limits associated	Data files Path : F:\FID_SC0011.DIFID1A.ch
April 22, 2022 1:58:50 PM	End	Execution	GC Scouting Run - Injection Tower, Front SSL, Front FID: - Part of System Preparation - No limits associated	Run Count : 1

User Name: saengutha.tarak
Hostname: LAPTOP-CQ3SKOMV

System Id: CN13113001
Print Date: April 22, 2022 2:32:18 PM

CN13113001 Transaction log :

Time	Transaction State	Activity Performed	Type of Transaction	Optional Information
April 22, 2022 1:58:53 PM	Start	Execution	Noise and Drift - Front FID: - Detector FID - L (Noise): <= 0.10 pA - L (Drift): <= 2.50 pA/hour	None
April 22, 2022 1:59:46 PM	Audit	Data	Noise and Drift - Front FID: - Detector FID - L (Noise): <= 0.10 pA - L (Drift): <= 2.50 pA/hour	Data files Path : F:\FID_ND003.DIFID1A.ch
April 22, 2022 1:59:51 PM	End	Execution	Noise and Drift - Front FID: - Detector FID - L (Noise): <= 0.10 pA - L (Drift): <= 2.50 pA/hour	Run Count : 1
April 22, 2022 1:59:55 PM	Start	Execution	Injection Precision - Injection Tower, Front SSL, Front FID: - GC - L (Area): <= 3.00% - L (Ret. Time): <= 1.00%	None
April 22, 2022 2:00:18 PM	Audit	Data	Injection Precision - Injection Tower, Front SSL, Front FID: - GC - L (Area): <= 3.00% - L (Ret. Time): <= 1.00%	Data files Path : F:\FID_Pre01--004F.DIFID1A.ch
April 22, 2022 2:00:18 PM	Audit	Data	Injection Precision - Injection Tower, Front SSL, Front FID: - GC - L (Area): <= 3.00% - L (Ret. Time): <= 1.00%	Data files Path : F:\FID_Pre01--005F.DIFID1A.ch
April 22, 2022 2:00:18 PM	Audit	Data	Injection Precision - Injection Tower, Front SSL, Front FID: - GC - L (Area): <= 3.00% - L (Ret. Time): <= 1.00%	Data files Path : F:\FID_Pre01--006F.DIFID1A.ch
April 22, 2022 2:00:18 PM	Audit	Data	Injection Precision - Injection Tower, Front SSL, Front FID: - GC - L (Area): <= 3.00% - L (Ret. Time): <= 1.00%	Data files Path : F:\FID_Pre01--007F.DIFID1A.ch

User Name: saengutha.tarak
Hostname: LAPTOP-CQ3SKOMV

System Id: CN13113001
Print Date: April 22, 2022 2:32:18 PM

CN13113001 Transaction log :

Time	Transaction State	Activity Performed	Type of Transaction	Optional Information
April 22, 2022 2:00:18 PM	Audit	Data	Injection Precision - Injection Tower, Front SSL, Front FID: - GC - L (Area): <= 3.00% - L (Ret. Time): <= 1.00%	Data files Path : F:\FID_Pre01--008F.DIFID1A.ch
April 22, 2022 2:00:18 PM	Audit	Data	Injection Precision - Injection Tower, Front SSL, Front FID: - GC - L (Area): <= 3.00% - L (Ret. Time): <= 1.00%	Data files Path : F:\FID_Pre01--009F.DIFID1A.ch
April 22, 2022 2:00:40 PM	End	Execution	Injection Precision - Injection Tower, Front SSL, Front FID: - GC - L (Area): <= 3.00% - L (Ret. Time): <= 1.00%	Run Count : 1
April 22, 2022 2:00:45 PM	Start	Execution	Signal to Noise - Injection Tower, Front SSL, Front FID: - Detector FID - L: >= 300000	None
April 22, 2022 2:13:59 PM	Audit	Data	Signal to Noise - Injection Tower, Front SSL, Front FID: - Detector FID - L: >= 300000	Data files Path : F:\FID_SN--012F.DIFID1A.ch
April 22, 2022 2:14:05 PM	End	Execution	Signal to Noise - Injection Tower, Front SSL, Front FID: - Detector FID - L: >= 300000	Run Count : 1
April 22, 2022 2:14:09 PM	End	Qualification	Session	OQ
April 22, 2022 2:14:09 PM	Start	Reporting	Session	None
April 22, 2022 2:31:42 PM	Audit	Reporting	Session	Report Generated : Certificate

Agilent 8890 Gas Chromatograph Preventive Maintenance Checklist

Agilent Preventive Maintenance provides factory recommended service for your analytical **instruments** to assure reliable operation and the accuracy of your results.
Delivered by highly trained and certified service engineers using genuine Agilent parts and supplies, Agilent Preventive Maintenance provides everything you need to reduce unplanned downtime and keep your systems operating at their peak. This checklist will be completed at the end of the service and provided to you as a record of the installation.

Customer Information

- Customers should provide all necessary operating supplies upon request of the engineer.
- A customer representative should be available to the engineer while performing the preventive maintenance procedures.
- Any parts, not included in the Parts Lists section of this document, are not part of the recommended Preventive Maintenance service, nor are they included in the price of this service.
- If a system requires the use of extra or special procedures and/or parts for the maintenance service, then these must be ordered separately and charged as a repair, which may incur additional costs.

Important Customer Web Links

- For more information about **Agilent Technologies services**, please visit our website using the following URL: http://www.agilent.com/en-us/products/crosslab-instrument-services/service-repair
- To access **Agilent University**, visit http://www.agilent.com/crosslab/university/ to learn about training options, which include online, classroom and onsite delivery. A training specialist can work directly with you to help determine your best options.
- A useful **Agilent Resource Center** web page is available, which includes short videos on maintenance, quick lists of consumables for new instruments, and other valuable information. Check out the Resource Page here: https://www.agilent.com/en-us/agilentresources
- Need technical support, FAQs, supplies? – visit our **Support Home page** http://www.agilent.com/search/support

เอกสารไม่ควบคุม

Service Engineer's Responsibilities

- Contact the customer and ensure that all necessary supplies are available before the preventive maintenance visit.
- Only select those pages that relate to the system or module being serviced.
- Complete empty fields with the relevant information.
- Complete the relevant checkboxes in the checklist using either a "X" or tick mark "✓".
- Check "Section not applicable" check boxes to indicate services/tasks not delivered, as appropriate.
- Complete the Preventive Maintenance service in the order of the tasks listed.
- Complete the Service Review section together with the customer.
- Complete the fields for page numbers at the foot of each selected page
- Complete the total number of pages field in the Service Completion section
- Ask the customer to sign the Service Completion section including the customer's and your signature.

Additional Instruction Notes

- Check for any active service notes for this unit. If there are any applicable "Safety" or "Modification Recommended" Service notes, plan to implement the changes on this unit before doing any qualification service.
- Do not implement firmware updates, unless you get approval from the customer and are sure that they are compatible with the instrument control software.

เอกสารไม่ควบคุม

System Information

☐ Check this box if an instrument configuration report is attached instead of completing the table below.

Instrument system name and ID	GC 8890
Instrument system site and location	UAE
List system component product numbers	**List the serial numbers of each component**
1. G3542A	1. CN19454066
2.	2.
3.	3.
4.	4.
5.	5.
6.	6.
7.	7.
8.	8.
9.	9.
10.	10.

Preparation

☑ Discuss any specific issues with the customer before starting.
☑ Review the instrument logbook for recorded problems and comments.
☑ Save instrument control settings before starting the procedure.
☑ Perform a general inspection of the system for cleanliness.
☑ Check for proper installation of parts, assemblies, sensors etc.
☑ Check system for required installation of components, settings as defined by current Service Notes
☑ Check for required firmware updates and verify with customers if they would like them installed.
☑ Before starting the following procedures, record the Detector Signal Output(s) in the results table. If the GC is turned OFF or in a service mode, comparing the detector outputs before and after the service is not possible.

เอกสารไม่ควบคุม

PM Procedure

Clean and inspect GC

☑ Unplug power cord from the power source.
☑ Open GC covers and vacuum/remove any dust/debris. Pay particular attention to cooling fans.
☑ Inspect internal connectors for proper contact and placement.
☑ Reconnect Power to the GC. Power the GC on and verify the power on self-test passed.
☑ Verify oven motor spins freely and turns on with the oven door closed; off when the door is opened.
☑ Verify operation of all other fans - the inlet and EPC cooling fans.
☑ Verify oven intake/outlet flap assembly is operating smoothly while heating and cooling the oven

Inlet and detector consumable replacement

☑ For the inlets installed, perform inlet maintenance using the Maintenance procedure from either the Touchscreen or Browser User interfaces. Record the results. (Leak and Restriction Test)
☐ Replace the split vent trap cartridge filter using the Maintenance procedure from either the Touchscreen or Browser User interfaces on units with these inlets: Split/Splitless Capillary (SSL), Multi-Mode Inlet (MMI), Programmed Temperature Vaporizer (PTV), Volatiles Interface (VI). Record the results. (Leak and Restriction Test)
☐ If the inlet system is used in Split Mode with viscous samples, inspect and clean the split vent tube on the inlet and flush or replace the tubing between the inlet and the split vent trap.
☐ If the GC includes a Flame Ionization Detector (FID), replace the jet. If the ignitor shows any buildup of sample or corrosion, replace the ignitor. Examine the FID collector and castle assemblies for contamination – clean as necessary.

Zero Sensors and Leak test

☑ Zero all pressure sensors using the Touchscreen User interface.
☑ Perform inlet pressure decay test(s) from the diagnostics screen on either the Touchscreen or Browser User interface. Record if test passed or failed in the results table.
☐ Note: If the PM is done in preparation for an Operational Qualification, then the pressure decay test defined within that protocol can be used for the PM.

เอกสารไม่ควบคุม

ALS Maintenance

- ☑ **Section NOT applicable**
- ☐ Check all cabling and configuration settings between GC, tray, and injectors.
- ☐ Vacuum or removed any dust, especially around fans.
- ☐ Check operation of all fans.
- ☐ Check syringe for smooth plunger operation.
- ☐ Check for smooth operation of the needle support – clean if necessary

Restore Instrument

- ☑ Restore the normal operating conditions or customer method using the touchscreen interface or Data System.
- ☑ Purge the system with carrier flow for 15 minutes
- ☑ Bake out the system, then restore the normal operating conditions
- ☑ After equilibration, check and record the post PM detector signal output values. Results should be similar or lower than the detector outputs recorded prior to PM.
- ☑ Perform a chemical checkout. If this is a routine PM, inject the customer's sample using the ALS if applicable. This will act as a final checkout of both the ALS and the GC.

Note: If the PM Service is performed prior to a qualification service, then use the qualification procedure as a guide for final instrument set up and checkout.

Service Review

- ☑ Attach available reports/printouts of all tests to this documentation.
- ☑ Record the Preventive Maintenance service activity in the customer's records/logbook.
- ☑ Update/reset instrument maintenance counters as appropriate.
- ☑ Affix the PM sticker to the system or instrument logbook based on the customer's request.
- ☑ Complete the Service Engineer Comments section if there are additional comments.
- ☑ Review this service, parts replaced and test results obtained with the customer.
- ☐ If the instrument firmware was updated, record the details of the change in the Service Engineer's Comments box or if necessary, in the customer's IQ records.
- ☐ Please ask the customer if they would like to have Smart Alerts installed on their computer.

เอกสารไม่ควบคุม

PM Test Results Table

Test description	Before PM Service	After PM Service
Front detector output	N/A	N/A
Back detector output	N/A	N/A
AUX 1 detector output	N/A	N/A
AUX 2 detector output	N/A	N/A
Test description	**Expected test result**	**Actual test result**
Leak and Restriction Test after front inlet maintenance	Pass	
Leak and Restriction Test after back inlet maintenance	Pass	N/A
Leak and Restriction Test after front inlet Split Vent Trap replacement	Pass	
Leak and Restriction Test after back inlet Split Vent Trap replacement	Pass	N/A
Front inlet pressure decay test	Pass	
Back inlet pressure decay test	Pass	N/A

PM Parts List Table

Note: The following kits are recommended for capillary and purged packed inlets. If this is a general PM and the customer has a preferred set of consumables, you may use the customer's consumables.

Part description	Part number	Product or model# where used	Quantity consumed
SSL Capillary Inlet PM kit, Splitless	5188-6497	8890 GC	1
SSL Capillary Inlet PM kit, Split	5188-6496	8890 GC	1
SSL Capillary Ultra Inert Inlet Gold Seal with Washer	5190-6144	8890 GC	–
SSL Capillary Ultra Inert Inlet Splitless Liner - Single taper with Glass Wool	5190-2293	8890 GC	–
SSL Capillary Ultra Inert Inlet Low Pressure Drop Split Liner - with Glass Wool	5190-2295	8890 GC	–

เอกสารไม่ควบคุม

Part description	Part number	Product or model# where used	Quantity consumed
PP Inlet PM kit	5188-6498	8890 GC	–
Split vent trap PM kit, single cartridge (for MMI, PTV & VI)	5188-6495	8890 GC	–
MMI Cleaning Kit	G3510-60820	8890 GC	–
PTV Septumless Head Rebuild Kit	5182-9747	8890 GC	–
PTV Septumless Head Teflon Guide	5182-9748	8890 GC	–
Ignitor (glow plug) assembly with O-ring	19231-60680	8890 GC	–
FID Collector Rebuild/Cleaning Kit	G1531-67000	8890 GC	–
FID Collector Replacement Kit	G1531-67001	8890 GC	–
Standard .011-inch FID Jet	G4591-20320	8890 GC	–

Service Engineer Comments (optional)

If there are any specific points you wish to note as part of performing the service or other items of interest for the customer, please write include them in this box.

Service Completion

Service request number 6005390258 Date service completed 13 Jun 2022

Agilent signature Adirek R. Customer signature _____

Total number of pages in this document 7

เอกสารไม่ควบคุม

Do not include this section/page in the published, customer-facing PDF version.

This page is only relevant for Agilent source documents for document control purposes and is NOT intended for customer viewing. Refer to the SPIFPM checklist Authoring Guide for more information.

Document Control Logs

Revision Log

Revision	Date	Reason for update
Add revision number of document here	Date of issuance	Author to describe main features/changes made for this specific revision
1.00	02-Jan-2019	Initial Release

Approval Log

Revision	Approver	Title of approver
Add revision number	Add approver name here	Add approver's function or title here
1.00	Suneetha Tippireddy	GC and GCMS Product Support Manager

เอกสารไม่ควบคุม

Agilent Preventive Maintenance provides factory recommended service for your analytical systems to ensure reliable operation and the accuracy of your results. Delivered by highly-trained and certified service engineers using genuine Agilent parts and supplies, Agilent Preventive Maintenance provides everything you need to reduce unplanned downtime and keep your systems operating at their peak.

Select the appropriate PM to be done and then perform the checklist under that section.

☐ Interim Preventive Maintenance 6 months
☐ Major Preventive Maintenance Yearly

This checklist covers the following model(s):

Type	Model
SQ	5973 Series MSD
SQ	5975 Series MSD
SQ	5977 Series MSD
TQ	7000 Series MS/MS
TQ	7010 Series MS/MS
QTOF	7200 Series QTOF
QTOF	7250 Series QTOF

Definition of the Task/Recommended items within the document.

Task		Recommended			
Yes	No	Interim	Major	As needed	
☑	☐	☐	☐	☐	**Yes** selected means that the task was done or the part was required.
☐	☑	☐	☐	☐	**No** selected means that the task was not done or the part was required.
☐	☐	☑	☐	☐	Means that this task is recommended to be done **at 6-month** intervals.
☐	☐	☐	☑	☐	Means that this task is recommended to be done **yearly**; if the customer would like a service to be done at the 6-month interval then the service could be purchased.
☐	☐	☐	☐	☑	**As needed** means that the task was done or the part was used as needed. Could be two type of filters could be used and this was the one which was selected.

For more information about Agilent Technologies services please visit our web site using the following URL
http://www.chem.agilent.com/en-us/products/services/pages/default.aspx

เอกสารไม่ควบคุม

Customer Information

- Customers should provide all necessary operating supplies upon request of the engineer.
- A customer representative should be available to the engineer while performing the preventive maintenance procedures.
- Any parts not listed in the Parts Lists section of this document, are not included in the price of this service.
- If a system requires the use of additional or special procedures and/or parts for the instrument service, then these must be ordered separately and charged as a repair, which may incur additional costs.

Service Engineer Responsibilities

- Print out all pages of the document and complete sections that relate to the system being installed.
- Complete empty fields with the relevant information.
- Complete the relevant checkboxes in the checklist using X or tick mark ✓ in the checkbox.
- Check the Not Applicable check boxes or specify N/A (where appropriate) to indicate optional services not delivered.
- Complete the Service Review and Service Completion sections together with the customer.

Additional Instruction Notes

Preventive maintenance is a factory recommended procedure designed to reduce the likelihood of electro-mechanical failures. Failure to perform preventive maintenance may reduce the long-term reliability of certain instruments and systems. **Two preventative maintenances (PMs) per year are recommended, the Major PM Service will be performed annually with an Interim PM performed 6 months after the Major PM.**

เอกสารไม่ควบคุม

System Information

System Name and ID	System Site and Location
MSD 5977B	UAE

System Components

☐ Check this box if an instrument configuration report is attached instead of completing the table.

List system component product numbers	List the serial numbers of each component
1. G7077B	1. US2009M037
2.	2.
3.	3.
4.	4.
5.	5.
6.	6.
7.	7.
8.	8.
9.	9.
10.	10.

Preparation

☑ Discuss any specific issues with the customer prior to starting.
☑ Review the instrument logbook.
☑ Save instrument control settings before starting the procedure.
☑ Perform general inspection of system for cleanliness.
☑ Check for proper installation of safety-related parts, assemblies, sensors etc.
☑ Check for required firmware updates and verify with customers if they would like it installed.

เอกสารไม่ควบคุม

Preventive Maintenance for MSs

Customer Responsibilities
Customers should ensure that all necessary operating supplies, consumables and usage dependent items such as gases, vials, syringes, calibrant solution and solvents required for the successful preventive maintenance are available.
A customer representative should be available while the preventive maintenance procedure is being performed.

Important notice for customers

The customer should complete the following before the Support Provider arrives on site:
☑ Perform an autotune and retain the printed tune report just prior to the start of the PM to verify performance of the equipment.

Note: It is recommended to have the customer run the autotune and tune evaluation the night prior to the PM and then start the vent cycle so that the instrument will be ready for the service representative.

เอกสารไม่ควบคุม

Parts – Included and as needed as part of the preventive maintenance

Common MS Maintenance Supplies

Parts Required						
Yes/No		Interim/Major/As needed			Description	Part number
☐	☑	☐	☐	☑	Abrasive paper, 30 µm	5061-5896
☐	☑	☐	☐	☑	Alumina powder	393706281
☐	☑	☐	☐	☑	Cloths, clean (package of 15)	05980-60051
☐	☑	☐	☐	☑	Cloths, cleaning (package of 300	9310-4828
☐	☑	☐	☐	☑	Cotton swabs (package of 100)	5080-5400
☐	☑	☐	☐	☑	Gloves, clean, large	8650-0030
☐	☑	☐	☐	☑	Gloves, clean, small	8650-0029
☐	☑	☐	☐	☑	Grease, Apiezon L, high vacuum	6040-0289

Common MS Filters and Seals – 5973/5975/5977/7000/7010/7200/7250 Series

					Supplies	
Yes/No		Interim/Major/As needed			Description	Part number
☐	☑	☐	☑	☑	Helium gas filter – if required	RMSH-2
☐	☑	☐	☑	☑	Nitrogen gas filter – if required	RMSN-2
☐	☑	☐	☑	☑	Big Universal Trap, 1/8i fttgs, Hydrogen – if required	RMSHY-2
☐	☑	☐	☑	☑	Gas Clean Carrier Gas Kit for 7890 for Nitrogen or Helium; Bracket, Mount, and Filter – if required	CP17988
☐	☑	☐	☑	☑	Gas Clean Filter kit GC/MS 1/8 in (complete replacement kit) – if required	CP17974
☐	☑	☐	☑	☑	Gas Clean GS/MS Filter – if required	CP17973
☐	☑	☐	☑	☑	Chemical Ionization Gas Purifier (CI systems) – if required	5190-9071
☑	☐	☑	☑	☐	Foreline Pump Oil, Inland 45	6040-0834

MS Maintenance Supplies for 5973/5975/5977

Yes/No	☑	☐			Supplies	
Yes/No		Interim/Major/As needed			Description	Part number
☐	☑	☐	☑	☑	Diffusion pump fluid (Diffusion Pump Models)	6040-0809 Qty 2
☐	☑	☐	☑	☑	IDP-3 Tip Seal Replacement Kit (IDP-3 Dry Pump Models)	G7077-67018
☐	☑	☐	☑	☑	DS42 Oil Mist Eliminator 3/4G & 3/8	SR03706556
☐	☑	☐	☑	☑	Exhaust oil mist trap (thread) Edwards/Pfeiffer	G1099-80039

MS Maintenance Supplies for 7000/7010

Yes/No	☐	☑			Supplies	
Yes/No		Interim/Major/As needed			Description	Part number
☐	☑	☐	☑	☑	Nitrogen gas filter	RMSN-2
☐	☑	☐	☑	☑	Oil Mist Filter RV5	G6600-80043

เอกสารไม่ควบคุม

MS Maintenance Supplies for 7200/7250

Yes/No	☑	☐			Supplies	
Yes/No		Interim/Major/As needed			Description	Part number
☐	☑	☐	☑	☑	Nitrogen gas filter	RMSN-2
☐	☑	☐	☑	☑	RIS Probe Maintenance Kit (7200 Series only)	G7005-60170
☐	☑	☐	☑	☑	DS202 Oil Mist Eliminator	SR03706800
☐	☑	☐	☑	☑	IDP-15 Tip Seal Replacement Kit (IDP-15 Dry Pump Models)	X3815-67000
☐	☑	☐	☑	☑	Filter element, for SH-110/SH-112/IDP-15 exhaust silencer	REPLSLRFILTER1
☐	☑	☐	☑	☑	DS 3/8 MAG. PLUG AND GASKET	SR03701824

MS Maintenance Supplies for JetClean

Yes/No	☐	☑			Supplies	
Yes/No		Interim/Major/As needed			Description	Part number
☐	☐	☐	☑	☑	Big Universal Trap, 1/8in fttgs, Hydrogen – if required	RMSHY-2

เอกสารไม่ควบคุม

Parts – Needs be purchased if found defective or worn out

Common MSD Maintenance Supplies 5973/5975/5977/7000/7010/7200/7250

					Common Recommended Consumables Parts	
Yes/No		Interim/Major/As needed			Description	Part number
☐	☑	☐	☐	☑	EI High Temperature Filaments	G7005-60061 Qty 2
☐	☑	☐	☐	☑	HES EI Filaments	G7002-60001
☐	☑	☐	☐	☑	LE-EI Filaments	G3850-60021
☐	☑	☐	☐	☑	CI High Temperature Filament – all MSDs	G7005-60072
☐	☑	☐	☐	☑	PFTBA GCMS Tuning Standard calibrant	05971-60571
☐	☑	☐	☐	☑	PFDTD calibrant, 1 ml	8500-8510
☐	☑	☐	☐	☑	PFET, IRM calibrant for GC QTOF 0.5 ml	5190-0531

MS Maintenance Supplies for 5973/5975/5977

Yes/No	☑	☐			Supplies	
Yes/No		Interim/Major/As needed			Description	Part number
☐	☑	☐	☐	☑	CI Interface tip seal (tip and spring combo)	G1999-60412
☐	☑	☐	☐	☑	CI Interface tip seal (tip only)	G3870-20542
☐	☑	☐	☐	☑	CI Interface tip seal spring (spring only)	G1999-20023
☐	☑	☐	☐	☑	Repeller insulator	G1099-20133 Qty 2
☐	☑	☐	☐	☑	Lens insulator/holder (HES)	G7002-20074
☐	☑	☐	☐	☑	Ring heater/sensor assembly (HES)	G7002-60043
☐	☑	☐	☐	☑	Ceramic insulator for Extractor (HES)	G7002-20064
☐	☑	☐	☐	☑	Transfer-Line Tip Cap, Threaded	G3870-20547
☐	☑	☐	☐	☑	Transfer-Line Tip Base, Threaded	G3870-20548

MS Maintenance Supplies for 7000/7010

Yes/No	☐	☑			Supplies	
Yes/No		Interim/Major/As needed			Description	Part number
☐	☑	☐	☐	☑	CI Interface tip seal - 7000	G1999-60412
☐	☑	☐	☐	☑	CI Interface tip seal - 7010	G7002-60412
☐	☑	☐	☐	☑	CI Interface tip seal (tip only)	G3870-20542
☐	☑	☐	☐	☑	CI Interface tip seal spring (spring only)	G1999-20023
☐	☑	☐	☐	☑	Repeller insulator - 7000	G1099-20133 Qty 2
☐	☑	☐	☐	☑	Lens insulator/holder (HES)	G7002-20074
☐	☑	☐	☐	☑	Ring heater/sensor assembly (HES)	G7002-60043
☐	☑	☐	☐	☑	Ceramic insulator for Extractor (HES)	G7002-20064
☐	☑	☐	☐	☑	Transfer-Line Tip Cap, Threaded	G3870-20547
☐	☑	☐	☐	☑	Transfer-Line Tip Base, Threaded	G3870-20548

เอกสารไม่ควบคุม

MS Maintenance Supplies for 7200

Yes/No	☑	☐			Supplies	
Yes/No		Interim/Major/As needed			Description	Part number
☐	☑	☐	☐	☑	Extractor Lens Insulator	G7005-20133
☐	☑	☐	☐	☑	Ion Focus Insulator	G7005-20442
☐	☑	☐	☐	☑	Ring Heater/Sensor Assembly	G7005-60110
☐	☑	☐	☐	☑	RIS Xfer Tip	G7005-20542
☐	☑	☐	☐	☑	RIS Xfer Tip Spring	G7005-20024

MS Maintenance Supplies for 7250

Yes/No	☐	☑			Supplies	
Yes/No		Interim/Major/As needed			Description	Part number
☐	☐	☐	☐	☑	Lens insulator/holder (HES)	G7002-20074
☐	☐	☐	☐	☑	Ring heater/sensor assembly (HES)	G7002-60043
☐	☐	☐	☐	☑	Ceramic insulator for Extractor (HES)	G7002-20064
☐	☐	☐	☐	☑	Transfer-Line Tip Cap, Threaded	G3870-20547
☐	☐	☐	☐	☑	Transfer-Line Tip Base, Threaded	G3870-20548
☐	☐	☐	☐	☑	EI Extractor Transfer Tip	G3870-20542
☐	☐	☐	☐	☑	CI Tip Compression Spring	G1999-20023

MS Maintenance Supplies for Intuvo 9000 MS Systems

Yes/No	☐	☑			Systems	
Yes/No		Interim/Major/As needed			Description	Part number
☐	☐	☐	☐	☑	Swaged MS Tail - Packaged	G4590-60009
☐	☐	☐	☐	☑	Swaged MS Tail (HES) - Packaged	G4590-60109

เอกสารไม่ควบคุม

Preventive Maintenance Checklist:

Yes/No	Interim/Major	Description
☑ ☐	☑ ☑	Perform general inspection of system for cleanliness.
☑ ☐	☑ ☑	Discuss any problems the customer is having with the instrument
☑ ☐	☑ ☑	Review customer maintenance records and exclude maintenance on recently serviced items.
☑ ☐	☑ ☑	Review the most recent autotune report. This will give a starting point for evaluating spectral peaks, baseline noise, peak shape, mass assignments and resolution.

		GCMS	
Yes/No	Interim/Major	Description	
☑ ☐	☑ ☑	Record instrument model no.	G7077B
☑ ☐	☑ ☑	Record instrument serial no.	US70090M037
☐ ☑	☑ ☑	Record Rough Vacuum.	–
☐ ☑	☑ ☑	Record Manifold Vacuum.	–
☑ ☐	☑ ☑	Type of Column installed.	DB-624

		System Checks
Yes/No	Interim/Major	Description
☑ ☐	☑ ☑	Check manually that you have calibration peaks.
☑ ☐	☑ ☑	Vent the instrument.
☑ ☐	☑ ☑	Inspect vacuum hoses, pump exhaust tubing and power cords for excessive wear.
☑ ☐	☑ ☑	Visually inspect the calibrant levels – PFTBA, PFDTD (if appl), IRM (if appl). Refill if necessary.
☐ ☐	☑ ☑	Look for any obvious external damage or problems.
☐ ☐	☑ ☑	Clean air intake(s). Cosmetic cover(s) may need to be removed.
☐ ☐	☑ ☑	Verify system line voltage meets instrument specifications: Yes ☑ No ☐

Yes/No ☑ ☐		Wet Mechanical vacuum pumps	
Yes/No	Interim/Major	Description	
☑ ☐	☑ ☑	Check for evidence of oil leakage. Check pump gasket for leakage.	
☑ ☐	☑ ☑	Drain and replace mechanical pump oil.	
☑ ☐	☑ ☑	Replace Oil Mist Filter if applicable.	
☐ ☑	☑ ☑		Discuss with customer the need for more frequent oil changes if the oil is dirty.
☐ ☑	☑ ☑		Demonstrate ballast, if requested.
☐ ☑	☑ ☑	Anti-suckback test.	

Yes/No ☐ ☑		Dry Mechanical vacuum pumps - Diaphragm
Yes/No	Interim/Major	Description
☐ ☐	☑ ☑	Check for evidence of poor vacuum - Turbo Power Demand, poor manifold vacuum, etc.
☐ ☐	☑ ☑	If vacuum is poor, then replace the diaphragm pump.
☐ ☐	☑ ☑	Anti-suckback test.

เอกสารไม่ควบคุม

Yes/No ☐ ☑		Dry Mechanical vacuum pumps - Scroll	
Yes/No	Interim/Major	Description	
☐ ☐	☑ ☑	Replace the tip seal on the IDP pump.	
☐ ☐	☑ ☑	Check for evidence of poor vacuum - Turbo Power Demand, poor manifold vacuum.	
☐ ☐	☑ ☑	Replace the Exhaust Filter if required.	
☐ ☐	☑ ☑		Discuss with customer the need for more frequent changes if needed.
☐ ☐	☑ ☑		Inform customer that pump gas ballast should be installed all the time.
☐ ☐	☑ ☑	Anti-suckback test.	

		Cleaning System and Filters	
Yes/No	Interim/Major	Description	
		Fans	
☑ ☐	☑ ☑		Remove dust from fans and vent covers.
☑ ☐	☑ ☑		Fans are functional, area is cleared around fans.
		Source Cleaning	
☑ ☐	☐ ☑		Open analyzer and remove the source.
☑ ☐	☐ ☑		Disassemble, Clean, Re-assemble source.
☑ ☐	☐ ☑		Re-install source and close analyzer.
		Filters	
☐ ☑	☐ ☑		Replace RMSH-2 Helium gas filter - if applicable.
☐ ☑	☐ ☑		Replace RMSN-2 Nitrogen gas filter - if applicable.
☐ ☑	☐ ☑		Replace RMSHY-2 Hydrogen gas filter - if applicable.
☐ ☑	☐ ☑		CP17988 – Gas Clean Carrier Gas Kit for 7890 for Nitrogen or Helium; Bracket, Mount, and Filter - if applicable.
☐ ☑	☐ ☑		CP17974 – Gas Clean Filter Kit GC/MS 1/8 in; Mount and Filter - if applicable
☐ ☑	☐ ☑		CP17973 – Gas Clean Filter; Replacement Filter - if applicable.
☐ ☑	☐ ☑		5190-9071 – Methane Gas Filter - if applicable.

		System post-check	
Yes/No	Interim/Major	Description	
☑ ☐	☑ ☑	Pump system back down. Wait until system stability has been achieved.	
☑ ☐	☑ ☑	Verify system vacuum reading(s) via the gauge controller	
☑ ☐	☑ ☑	Leak Check	
☑ ☐	☑ ☑		Verify system in manual tune
☑ ☐	☑ ☑		Compare against previous tune file report(s)
☑ ☐	☑ ☑	Change to Tune and verify that all temperatures, pressures, and gas flows reach method set points.	
☑ ☐	☑ ☑	Check manually that you have calibration peaks.	
☑ ☐	☑ ☑	EI Autotune Performed	
☐ ☑	☑ ☑	Rough Vacuum	.....
☐ ☑	☑ ☑	Vacuum Manifold	.....
☐ ☑	☑ ☑	High Vacuum	.....

Guidance: If the PM Service is performed prior to a qualification service, then use the qualification procedure as a guide for final instrument set up and checkout.

เอกสารไม่ควบคุม

Service Review

- ☑ Attach available reports/printouts of all tests to this documentation.
- ☑ Record the PM Service activity in the customer's instrument records/logbook.
- ☑ Update/reset instrument maintenance counters as appropriate.
- ☑ Affix the PM sticker to the system or instrument logbook based on the customer's request.
- ☐ Complete the Service Review Comments section below if there are additional comments.
- ☑ Review the service and any test results with the customer.
- ☐ If the Instrument firmware was updated, record the details of the change in the Service Engineer's Comments box below or if necessary, in the customer's IQ records.

Agilent Test Results Table:

Test Description	Expected Test Result	Actual Test Result
Auto tune	Pass	Pass

Agilent Parts List Table:

☐ Section NOT Applicable

Part Description	Part Number	Product/Model # where used	Quantity Consumed

เอกสารไม่ควบคุม

Important Customer Web Links

How to get information on your product:

Literature Library	www.agilent.com/chem/library
Need to know more?	www.agilent.com/chem/education
Need technical support?	www.agilent.com/chem/techsupp
Need supplies?	www.agilent.com/chem/supplies

Service Engineer Comments (optional)

If there are specific points you wish to note as part of the installation or items of interest for the customer, please write in this box.

Service Completion

Service request number: 6005390258 Date service completed: 13 Jun 2022

Agilent signature: Adivek R. Customer signature: _____

Number of pages: 12

เอกสารไม่ควบคุม

Autotune - 5977

Tune timestamp: 6/13/2022 2:20 PM (UTC+07:00) GCMS

D:\MASSHUNTER\GCMS\1\5977\atune.u US2009M037

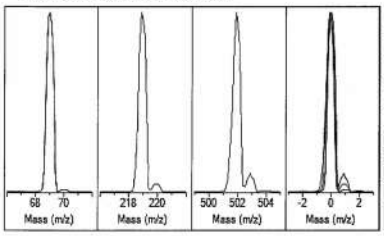

Ion Polarity	Pos	PFTBA	Open
Emission	34.6	Mass Gain	10
Electron Energy	70.0	Mass Offset	-22
Filament	1	Amu Gain	2456
Repeller	19.36	Amu Offset	142.19
Ion Focus	74.5	Width219	-0.019
Entrance Lens	17.6	DC Polarity	Pos
Ent Lens Offset	9.24	HED Enable	On
Ion Body	0.00	EM Volts	1164.1
Post Extractor 1	0	Extractor Lens	0.00
Post Extractor 2	0	Scan Speed	3
JetClean Flow Actual/[Setpoint]	0.00 [0.00]	Averages	3

Actual m/z	Abund	Rel Abund	Pw50
69.00	476,623	100.0%	0.61
218.90	443,845	93.1%	0.61
501.90	32,217	6.8%	0.60

Temperatures and Pressures			
MS Source	230	Turbo Speed	100.0
MS Quad	150	Hi Vac	1.93e-05

Low	High	Step	Speed	Threshold	Peaks	Base	Abundance	Total Ion
10.00	701.00	0.10	3	100	243	28.10	519,872	2,931,286

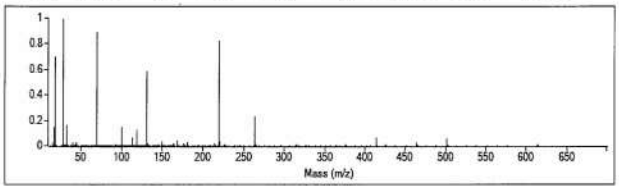

Target m/z	Actual m/z	Abund	Rel Abund	Iso m/z	Iso Abund	Iso Ratio
69.00	69.00	460,928	100.0%	70.00	5,842	1.3%
219.00	219.00	427,712	92.8%	220.00	18,520	4.3%
502.00	502.00	28,656	6.2%	503.00	2,980	10.4%

Air/Water Check: H20 ~78.9% N2 ~112.8% O2 ~17.7% CO2 ~3.0% N2/H20 ~142.9%

Column(1) Flow: 2.00 Column(2): 0.00 ml/min Interface Temp: 250

Ramp Criteria:

Ion Focus maximum 90 volts using ion 502; Electron Multiplier Gain 106428.979

Repeller maximum 35 volts using ion 219; Gain Factor 1.0643

Mass Gain Values(Scan Speed): 25(3) 29(2) 53(1) 85(0) 110(FS1) 163(FS2)

TARGET MASS:	50	69	131	219	414	502	1050
Amu Offset	142.2	142.2	142.2	142.2	142.2	142.2	142.2
Entrance Lens Offset	9.2	9.2	9.2	9.2	9.2	9.2	9.2

Report Created: 6/13/2022 2:20 PM (UTC+07:00)

เอกสารไม่ควบคุม

597x Air and Water Check

Instrument: GCMS
Mon Jun 13 14:38:41 2022 D:\MASSHUNTER\GCMS\1\5977\

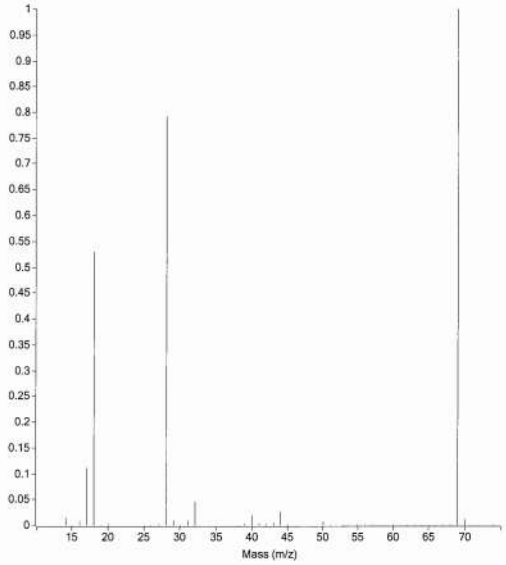

Current Params used: atune.u

```
Relative abundances:
      18/69 =    53.00     Water%              (counts=254656)
      28/69 =    79.22     Nitrogen%           (counts=380672)
      32/69 =     4.56     Oxygen%             (counts=21888)
      44/69 =     2.67     Carbon Dioxide%     (counts=12840)
      28/18 =   149.48     Nitrogen/Water%
```

เอกสารไม่ควบคุม

System Verification - Tune (Detector Optimization) Portion

```
Instrument Name          : GCMS
DC Polarity              : Positive
Filament                 : 1
Current Vacuum status    :High Vacuum: 1.76E-05 Torr Turbo:100%

BasePeak should be 69 or 219                                OK
Position of mass 69                                 69.00   OK
Position of mass 219                               219.00   OK
Position of mass 502                               502.00   OK
Position of isotope mass 70                         70.01   OK
Position of isotope mass 220                       220.00   OK
Position of isotope mass 503                       503.02   OK
Ratio of mass 70 to mass 69(0.5 - 1.6%)              1.28   OK
Ratio of mass 220 to mass 219(3.2 - 5.4%)            4.40   OK
Ratio of mass 503 to mass 502(7.9 - 12.3%)          10.13   OK
Ratio of 219 to 69 should be > 40% and is           95.82   OK
Ratio of 502 to 69 should be > 2.4% and is           6.98   OK

Mass 69 Precursor (<= 3%)                            0.52   OK
Mass 219 Precursor (<= 6%)                           0.47   OK
Mass 502 Precursor (<= 12%)                          2.80   OK

597x Air and Water Check
Mon Jun 13 14:26:14 2022                   Instrument: GCMS
D:\MASSHUNTER\GCMS\1\5977\atune.u          US2009M037


Testing for a leak in the system
Ratio of 18 to 69 (<20%)                            53.08   High
Ratio of 28 to 69 (<10%)                           306.92   High
Ratio of Nitrogen to Oxygen (~5:1 for air)              4   Air Leak
Wait 24 hours and rerun system verification.
If problem persists, check for an air leak
or for a contaminated gas supply.

Electron Multiplier Voltage                         1164   OK


One or more specifications was out of range.
Please correct before continuing.

Failure of one or more tests may be caused by
selecting the wrong DC Polarity.
Please verify that the correct DC Polarity has been set
by removing the detector cover and checking the label
at the top of the EID.
```

System Verification for GCMS Mon Jun 13 14:26:3[illegible]

เอกสารไม่ควบคุม

TECHNOLOGY PROMOTION ASSOCIATION (THAILAND-JAPAN)
CALIBRATION AND TESTING EQUIPMENT SERVICES
534/4 PATTANAKARN ROAD SOI 18, SUANLUANG, SUANLUANG BANGKOK 10250
TEL. 0-2717-3000-24 FAX. 0-2719-9484

Cert.No.: 22CH1184
Page.: 1 of 2

Certificate of Calibration

Equipment :	Turbidity Meter
Manufacturer :	Oakton
Model :	T100IR
Serial No. :	1120501017
ID. No. :	UAE.WAT.056/2563
Condition As-Received:	Used Item
Received Date :	31 August 2022
Calibration Date :	05 September 2022
Reference :	2208-1106WSC-1
Submitted by :	United Analyst and Engineering Consultant Co.,Ltd. 3 Soi Udomsuk 41, Sukhumvit Road, Bangchak, Phrakhanong, Bangkok 10260
Ambient Temperature :	(25 ± 2.5) °C
Relative Humidity :	(50 ± 20) %
Calibration Procedure :	In - house method : CP-CH11 based on direct measurement by using Formazin standard solution
Calibrated by :	Walalak Sirithean
Approved by :	Approved Signatory

(✓) Malee Butkruea
( ) Saithip Meangmai
( ) Warakorn Lerngagtrakul

Issue Date : 6 September 2022

The Uncertainties are for a confidence probability of approximately 95%.

This certificate may not be reproduced other than in full, except with the prior written approval of the head of Calibration and Testing Equipment Services.

เอกสารไม่ควบคุม

A 0009588

Condition of this calibration result

1. Reference Standard Instruments :
   This certification is traceable to the International System of unit (SI unit) through Technology Promotion Association (Thailand-Japan).

Instruments	Serial No.	ID No.	Certificate No.	Due date
1) Thermo-Hygrograph	1103328	130EC010	22H1313	12 June 2023
2) Electronic Balance	N03679	140RC001	21MM429	21 Sep 2022

2. Standard Material : The Formazin suspension has been prepared gravimetric from

Material	Manufacturer	Lot No.	Assay
1) Hexamethylenetetramine	HIMEDIA	0000493947	99.65%
2) Hydrazinium Sulfate	HIMEDIA	0000522014	99.40%

3. This certificate is valid only to the item calibrated on date and place of calibration.

Calibration result

Performing five - Formazin suspension standard curve by using 0,20,100,400,800 NTU Turbidity Meter Serial Number : 1120501017

Standard Formazine suspension (NTU)	UUC* Reading (NTU)	Uncertainty of Measurement (± NTU)	Coverage Factor *k*
0	0.00	0.0062	2.00
20	20.1	0.39	2.00
100	102	0.74	2.00
400	403	1.5	2.13
800	804	2.1	2.20

Remark
- **UUC* = Unit Under Calibration**
- **NTU = Nephelometric Turbidity Units**

The reported uncertainty of measurement was based on a standard uncertainty multiplied by a coverage factor *k* , providing a level of confidence of approximately 95 %.

-o0o-

เอกสารไม่ควบคุม

ที่ อก ๐๓๑๐(๑)/ ๑๓๙๓๗

กรมโรงงานอุตสาหกรรม
ถนนพระรามที่ ๖ เขตราชเทวี
กรุงเทพมหานคร ๑๐๔๐๐

๐๓ ธันวาคม ๒๕๖๓

เรื่อง ต่ออายุหนังสือรับขึ้นทะเบียนห้องปฏิบัติการวิเคราะห์เอกชน

เรียน กรรมการผู้จัดการ บริษัท ทีพีไอ โพลีน จำกัด (มหาชน)

อ้างถึง คำขอขึ้นทะเบียน/ต่ออายุ/เปลี่ยนแปลงบุคลากร และชนิดสารมลพิษของห้องปฏิบัติการวิเคราะห์เอกชน ลงวันที่ ๑๔ กรกฎาคม ๒๕๖๓

สิ่งที่ส่งมาด้วย เอกสารแนบท้ายหนังสือรับต่ออายุขึ้นทะเบียนห้องปฏิบัติการวิเคราะห์เอกชน บริษัท ทีพีไอ โพลีน จำกัด (มหาชน) จำนวน ๓ แผ่น

ตามหนังสือที่อ้างถึง บริษัท ทีพีไอ โพลีน จำกัด (มหาชน) ขอต่ออายุหนังสือรับขึ้นทะเบียนห้องปฏิบัติการวิเคราะห์เอกชน เลขทะเบียน ร-๐๙๗ สถานที่ตั้งเลขที่ เลขที่ ๒๙๙ หมู่ที่ ๕ ถนนมิตรภาพ ตำบลทับกวาง อำเภอแก่งคอย จังหวัดสระบุรี ต่อกรมโรงงานอุตสาหกรรม นั้น

กรมโรงงานอุตสาหกรรมพิจารณาแล้ว ให้บริษัท ทีพีไอ โพลีน จำกัด (มหาชน) ต่ออายุหนังสือรับขึ้นทะเบียนห้องปฏิบัติการวิเคราะห์เอกชน โดยมีองค์ประกอบดังนี้

ก. ผู้ควบคุมดูแลห้องปฏิบัติการวิเคราะห์

๑) นางสาวอาทยา ศรีงาม ทะเบียนเลขที่ ร-๐๙๗-ค-๒๔๔๖

๒) นางสาวสุวรรณี มิสสิตะ ทะเบียนเลขที่ ร-๐๙๗-ค-๔๔๘๔

๓) MR. Thu Yein Win ทะเบียนเลขที่ ร-๐๙๗-ค-๔๔๘๖

๔) นายอนุกูล สุขเวสพงษ์ ทะเบียนเลขที่ ร-๐๙๗-ค-๕๗๕๖

๕) นางสาวพัชรินทร์ บุญมาวัตร์ ทะเบียนเลขที่ ร-๐๙๗-ค-๖๐๑๐

ข. เจ้าหน้าที่ประจำห้องปฏิบัติการวิเคราะห์

๑) นายบุญชู คลังสุภา ทะเบียนเลขที่ ร-๐๙๗-จ-๔๔๘๙

๒) นายชด พัดมุกข์ ทะเบียนเลขที่ ร-๐๙๗-จ-๔๔๙๐

๓) นายมงคล คุณกิจชัยเจริญ ทะเบียนเลขที่ ร-๐๙๗-จ-๔๔๙๑

๔) นายขวัญชัย โพธิ์แก้ว ทะเบียนเลขที่ ร-๐๙๗-จ-๔๔๙๒

๕) นางสาวจิราพร ยืนนาน ทะเบียนเลขที่ ร-๐๙๗-จ-๕๗๕๗

๖) นางสาวสุธาสินี สุขวินิช ทะเบียนเลขที่ ร-๐๙๗-จ-๖๐๑๑

๗) นางดวงกมล อินทร์อนันต์ ทะเบียนเลขที่ ร-๐๙๗-จ-๖๐๒๑

ค. ขอบข่ายสารมลพิษที่ได้รับขึ้นทะเบียนให้วิเคราะห์ในน้ำเสีย จำนวน ๑๙ รายการ อากาศเสีย จำนวน ๘ รายการ สิ่งปฏิกูลหรือวัสดุที่ไม่ใช้แล้ว จำนวน ๑๔ รายการ รวมทั้งสิ้นจำนวน ๔๑ รายการ ตามสิ่งที่ส่งมาด้วย

หนังสือฉบับนี้..

หนังสือฉบับนี้จะหมดอายุในวันที่ ๑๙ กรกฎาคม ๒๕๖๖ หากประสงค์จะต่ออายุหนังสือรับขึ้นทะเบียนห้องปฏิบัติการวิเคราะห์เอกชน ให้ยื่นคำขอต่ออายุพร้อมเอกสารประกอบคำขอต่อกรมโรงงานอุตสาหกรรมภายใน ๓๐ วัน ก่อนวันสิ้นอายุของหนังสือรับขึ้นทะเบียนห้องปฏิบัติการวิเคราะห์เอกชน ซึ่งคำขอต่ออายุดังกล่าวขอรับได้ที่กรมโรงงานอุตสาหกรรม

จึงเรียนมาเพื่อทราบ

ขอแสดงความนับถือ

(นางจินดา เดชะศรินทร์)
ผู้อำนวยการกองวิจัยและเตือนภัยมลพิษโรงงาน
ปฏิบัติราชการแทนอธิบดีกรมโรงงานอุตสาหกรรม

กองวิจัยและเตือนภัยมลพิษโรงงาน
กลุ่มมาตรฐานวิธีการวิเคราะห์ทดสอบมลพิษและทะเบียนห้องปฏิบัติการ
โทร. ๐ ๒๒๐๒ ๔๐๐๒ ๐ ๒๒๐๒ ๔๑๔๖
โทรสาร ๐ ๒๓๕๔ ๓๒๐๘ ๐ ๒๓๕๔ ๓๔๑๕

เอกสารแนบท้ายหนังสือรับต่ออายุขึ้นทะเบียนห้องปฏิบัติการวิเคราะห์เอกชน
บริษัท ทีพีไอ โพลีน จำกัด (มหาชน) เลขทะเบียน ร-๐๙๗
ที่ อก ๐๓๑๐(๑)/ ๑๓๙๓๗ ลงวันที่ ๐๓ ธันวาคม ๒๕๖๓

ขอบข่ายสารมลพิษที่ได้รับขึ้นทะเบียนจากกรมโรงงานอุตสาหกรรม จำนวน ๔๑ รายการ

<u>น้ำเสีย จำนวน 19 รายการ</u>

ลำดับที่	สารมลพิษ	วิธีวิเคราะห์
1	Arsenic	Digestion, Inductively Coupled Plasma Method[2]
2	Barium	Digestion, Inductively Coupled Plasma Method[2]
3	Biochemical Oxygen Demand	5-Day BOD Test, Membrane Electrode Method[2]
4	Cadmium	Digestion, Inductively Coupled Plasma Method[2]
5	Chemical Oxygen Demand	Open Reflux, Titrimetric Method[2]
6	Chromium	Digestion, Inductively Coupled Plasma Method[2]
7	Copper	Digestion, Inductively Coupled Plasma Method[2]
8	Free Chlorine	DPD Colorimetric Method[2]
9	Lead	Digestion, Inductively Coupled Plasma Method[2]
10	Manganese	Digestion, Inductively Coupled Plasma Method[2]
11	Nickel	Digestion, Inductively Coupled Plasma Method[2]
12	Oil & Grease	Liquid-Liquid, Partition-Gravimetric Method[2]
13	pH	Electrometric Method[2]
14	Selenium	Digestion, Inductively Coupled Plasma Method[2]
15	Sulfide	Methylene Blue Method[2]
16	Temperature	Laboratory and Field Methods[2]
17	Total Dissolved Solids	Dried at 180 °C[2]
18	Total Suspended Solids	Dried at 103-105 °C [2]
19	Zinc	Digestion, Inductively Coupled Plasma Method[2]

<u>อากาศเสีย (ปล่องระบาย) จำนวน 8 รายการ</u>

ลำดับที่	สารมลพิษ	วิธีวิเคราะห์
1	Antimony	Isokinetic Sampling, Digestion, Inductively Coupled Plasma Method[3]
2	Arsenic	Isokinetic Sampling, Digestion, Inductively Coupled Plasma Method[3]
3	Carbon Monoxide	Instrumental Analyzer Method[3]
4	Copper	Isokinetic Sampling, Digestion, Inductively Coupled Plasma Method[3]
5	Lead	Isokinetic Sampling, Digestion, Inductively Coupled Plasma Method[3]

(นางริกาญจน์ ฉัตรสกุลวิไล)
ผู้อำนวยการกลุ่มมาตรฐานวิธีการวิเคราะห์ทดสอบมลพิษ
และทะเบียนห้องปฏิบัติการ

6 Oxides...

ลำดับที่	สารมลพิษ	วิธีวิเคราะห์
6	Oxides of Nitrogen	Instrumental Analyzer Method[3]
7	Sulfur Dioxide	Instrumental Analyzer Method[3]
8	Total Suspended Particulate	Isokinetic Sampling, Gravimetric Method[3]

<u>สิ่งปฏิกูลหรือวัสดุที่ไม่ใช้แล้ว จำนวน 14 รายการ</u>

ลำดับที่	สารมลพิษ	วิธีวิเคราะห์
1	Antimony	1) Waste Extraction, Digestion, Inductively Coupled Plasma Method[1,4,6] 2) Digestion, Inductively Coupled Plasma Method[5,6]
2	Arsenic	1) Waste Extraction, Digestion, Inductively Coupled Plasma Method[1,4,6] 2) Digestion, Inductively Coupled Plasma Method[5,6]
3	Barium	1) Waste Extraction, Digestion, Inductively Coupled Plasma Method[1,4,6] 2) Digestion, Inductively Coupled Plasma Method[5,6]
4	Cadmium	1) Waste Extraction, Digestion, Inductively Coupled Plasma Method[1,4,6] 2) Digestion, Inductively Coupled Plasma Method[5,6]
5	Chromium	1) Waste Extraction, Digestion, Inductively Coupled Plasma Method[1,4,6] 2) Digestion, Inductively Coupled Plasma Method[5,6]
6	Copper	1) Waste Extraction, Digestion, Inductively Coupled Plasma Method[1,4,6] 2) Digestion, Inductively Coupled Plasma Method[5,6]
7	Lead	1) Waste Extraction, Digestion, Inductively Coupled Plasma Method[1,4,6] 2) Digestion, Inductively Coupled Plasma Method[5,6]
8	Mercury	1) Waste Extraction, Digestion, Inductively Coupled Plasma Method[1,4,6] 2) Digestion, Inductively Coupled Plasma Method[5,6]
9	Nickel	1) Waste Extraction, Digestion, Inductively Coupled Plasma Method[1,4,6] 2) Digestion, Inductively Coupled Plasma Method[5,6]

(นางริกาญจน์ ฉัตรสกุลวิไล)
ผู้อำนวยการกลุ่มมาตรฐานวิธีการวิเคราะห์ทดสอบมลพิษ
และทะเบียนห้องปฏิบัติการ

10 Selenium...

ลำดับที่	สารมลพิษ	วิธีวิเคราะห์
10	Selenium	1) Waste Extraction, Digestion, Inductively Coupled Plasma Method[1,4,6] 2) Digestion, Inductively Coupled Plasma Method[5,6]
11	Silver	1) Waste Extraction, Digestion, Inductively Coupled Plasma Method[1,4,6] 2) Digestion, Inductively Coupled Plasma Method[5,6]
12	Thallium	1) Waste Extraction, Digestion, Inductively Coupled Plasma Method[1,4,6] 2) Digestion, Inductively Coupled Plasma Method[5,6]
13	Vanadium	1) Waste Extraction, Digestion, Inductively Coupled Plasma Method[1,4,6] 2) Digestion, Inductively Coupled Plasma Method[5,6]
14	Zinc	1) Waste Extraction, Digestion, Inductively Coupled Plasma Method[1,4,6] 2) Digestion, Inductively Coupled Plasma Method[5,6]

เอกสารอ้างอิง

1. กระทรวงอุตสาหกรรม. **ประกาศกระทรวงอุตสาหกรรม, พ.ศ. 2548**. เรื่อง การกำจัดสิ่งปฏิกูลหรือวัสดุที่ไม่ใช้แล้ว.**ราชกิจจานุเบกษา.** 25 มกราคม 2549. เล่มที่ 123 ตอนพิเศษ 11ง.

2. APHA, AWWA, WEF. **Standard Methods for the Examination of Water and Wastewater.** 22nd ed. Washington, DC: APHA, 2012.

3. United States Environmental Protection Agency. **Standards of Performance for New Stationary Sources.** 40 CFR 60. Appendix A, 2017.

4. United States Environmental Protection Agency. **Test Methods for Evaluation Solid Waste Physical/Chemical Methods.** SW-846, 1997.

5. United States Environmental Protection Agency. Test Methods for Evaluation Solid Waste Physical/Chemical Methods. **Acid Digestion of Sediments, Sludges, and Soils. SW-846 Method 3050B,** 1996.

6. United States Environmental Protection Agency. Test Methods for Evaluation Solid Waste Physical/Chemical Methods. **Inductively Coupled Plasma-optical Emission Spectrometry. SW-846 Method 6010C,** 2007

(นางริกาญจน์ ฉัตรสกุลวิไล)
ผู้อำนวยการกลุ่มมาตรฐานวิธีการวิเคราะห์ทดสอบมลพิษ
และทะเบียนห้องปฏิบัติการ

ภาคผนวก จ

หนังสืออนุญาตขึ้นทะเบียนห้องปฏิบัติการวิเคราะห์เอกชน

ที่ อก ๐๓๑๐(๑)/ ๖๐๒๘

กรมโรงงานอุตสาหกรรม
ถนนพระราม๙ ๖ แขวงทุ่งพญาไท
เขตราชเทวี กรุงเทพฯ ๑๐๔๐๐

๒๒ มีนาคม ๒๕๖๖

เรื่อง เปลี่ยนแปลงบุคลากรและสารมลพิษที่วิเคราะห์

เรียน กรรมการผู้จัดการ บริษัท ยูไนเต็ด แอนนาลิสต์ แอนด์ เอ็นจิเนียริ่ง คอนซัลแตนท์ จำกัด

อ้างถึง คำขอขึ้นทะเบียน/ต่ออายุ/เปลี่ยนแปลงบุคลากร และชนิดสารมลพิษของห้องปฏิบัติการวิเคราะห์เอกชน ลงวันที่ ๓๐ มกราคม ๒๕๖๖

สิ่งที่ส่งมาด้วย เอกสารแนบท้ายหนังสือเปลี่ยนแปลงบุคลากรและสารมลพิษที่วิเคราะห์ บริษัท ยูไนเต็ด แอนนาลิสต์ แอนด์ เอ็นจิเนียริ่ง คอนซัลแตนท์ จำกัด จำนวน ๒ แผ่น

ตามหนังสือที่อ้างถึง บริษัท ยูไนเต็ด แอนนาลิสต์ แอนด์ เอ็นจิเนียริ่ง คอนซัลแตนท์ จำกัด ห้องปฏิบัติการวิเคราะห์เอกชน เลขทะเบียน ว-๑๔๕ สถานที่ตั้งเลขที่ ๓ ซอยอุดมสุข ๔๑ ถนนสุขุมวิท แขวงบางจาก เขตพระโขนง กรุงเทพมหานคร ขอเปลี่ยนแปลงบุคลากรและสารมลพิษที่วิเคราะห์ ความละเอียดแจ้งแล้ว นั้น

กรมโรงงานอุตสาหกรรมพิจารณาแล้ว มีความเห็นดังนี้

๑. ให้ยกเลิกเจ้าหน้าที่ประจำห้องปฏิบัติการวิเคราะห์ จำนวน ๒ ราย

๑) นายวิษณุ สุวรรณราช	ทะเบียนเลขที่ ว-๑๔๕-จ-๐๐๑๖
๒) นายพิพัฒน์ ตันธนกุล	ทะเบียนเลขที่ ว-๑๔๕-จ-๐๐๕๗

๒. ให้เพิ่มเจ้าหน้าที่ประจำห้องปฏิบัติการวิเคราะห์ จำนวน ๑๑ ราย

๑) นางสาวอรญา ประสานศรี	ทะเบียนเลขที่ ว-๑๔๕-จ-๐๑๓๒
๒) นายนพดล เนียมนิยม	ทะเบียนเลขที่ ว-๑๔๕-จ-๐๑๓๓
๓) นายศุภกร สวนศรี	ทะเบียนเลขที่ ว-๑๔๕-จ-๐๑๓๔
๔) นายคณพล คิลานนท์	ทะเบียนเลขที่ ว-๑๔๕-จ-๐๑๓๕
๕) นายโชคชัย ทุ่มไสว	ทะเบียนเลขที่ ว-๑๔๕-จ-๐๑๓๖
๖) นายนวชัย กลับบ้านเกาะ	ทะเบียนเลขที่ ว-๑๔๕-จ-๐๑๓๗
๗) นายธีรวัฒน์ ธรรมสุวรรณ	ทะเบียนเลขที่ ว-๑๔๕-จ-๐๑๓๘
๘) นายนัทธพงศ์ ชะชุนทด	ทะเบียนเลขที่ ว-๑๔๕-จ-๐๑๓๙
๙) นางสาวณัฐกฤตา พลนิกรกิจ	ทะเบียนเลขที่ ว-๑๔๕-จ-๐๑๔๐
๑๐) นางสาวชไมพร ทองบูรณ์	ทะเบียนเลขที่ ว-๑๔๕-จ-๐๑๔๑
๑๑) นางสาวพรชิตา ขจรเนติยุทธ	ทะเบียนเลขที่ ว-๑๔๕-จ-๐๑๔๒

๓. ให้เพิ่มขอบข่ายสารมลพิษที่วิเคราะห์ในดิน ตามสิ่งที่ส่งมาด้วย

UAE UNITED ANALYST AND ENGINEERING CONSULTANT COMPANY LIMITED สำเนาถูกต้อง

อนึ่ง...

อนึ่ง หนังสือฉบับนี้จะหมดอายุพร้อมหนังสือต่ออายุรับขึ้นทะเบียนห้องปฏิบัติการวิเคราะห์เอกชน ที่ อก ๐๓๑๐(๑)/๑๔๗๙ ลงวันที่ ๙ กุมภาพันธ์ ๒๕๖๕ คือในวันที่ ๒ กุมภาพันธ์ ๒๕๖๘ ทั้งนี้ สามารถยื่นคำขอผ่านระบบอิเล็กทรอนิกส์ได้ที่หน้าเว็บไซต์กรมโรงงานอุตสาหกรรม ตาม QR Code ท้ายหนังสือฉบับนี้

จึงเรียนมาเพื่อทราบ

ขอแสดงความนับถือ

(นายประสม ดำรงพงษ์)
ผู้อำนวยการกองวิจัยและเตือนภัยมลพิษโรงงาน
ปฏิบัติราชการแทนอธิบดีกรมโรงงานอุตสาหกรรม

ยื่นคำขอผ่านระบบอิเล็กทรอนิกส์

กองวิจัยและเตือนภัยมลพิษโรงงาน
กลุ่มมาตรฐานวิธีการวิเคราะห์ทดสอบมลพิษและทะเบียนห้องปฏิบัติการ
โทร. ๐ ๒๔๓๐ ๖๓๑๒ ต่อ ๒๑๐๓-๕ โทรสาร ๐ ๒๔๓๐ ๖๓๑๒ ต่อ ๒๑๙๙
ไปรษณีย์อิเล็กทรอนิกส์ saraban@diw.mail.go.th

UAE UNITED ANALYST AND ENGINEERING CONSULTANT COMPANY LIMITED สำเนาถูกต้อง

เอกสารแนบท้ายหนังสือเปลี่ยนแปลงบุคลากรและสารมลพิษที่วิเคราะห์
บริษัท ยูไนเต็ด แอนนาลิสต์ แอนด์ เอ็นจิเนียริ่ง คอนซัลแตนท์ จำกัด เลขทะเบียน ว-๑๔๕
ที่ อก ๐๓๑๐(๑)/ ๖๐๒๘ ลงวันที่ ๒๒ มีนาคม ๒๕๖๖

ขอบข่ายสารมลพิษที่ได้รับขึ้นทะเบียนจากกรมโรงงานอุตสาหกรรม จำนวน ๑๖ รายการ

ดิน จำนวน 16 รายการ

ลำดับที่	สารมลพิษ	วิธีวิเคราะห์
1	Benzene	Equilibrium Headspace, Gas Chromatographic/ Mass Spectrometric Method [1,2]
2	Carbon tetrachloride	Equilibrium Headspace, Gas Chromatographic/ Mass Spectrometric Method [1,2]
3	1,2-Dichloroethane	Equilibrium Headspace, Gas Chromatographic/ Mass Spectrometric Method [1,2]
4	1,1-Dichloroethylene	Equilibrium Headspace, Gas Chromatographic/ Mass Spectrometric Method [1,2]
5	cis-1,2-Dichloroethylene	Equilibrium Headspace, Gas Chromatographic/ Mass Spectrometric Method [1,2]
6	trans-1,2-Dichloroethylene	Equilibrium Headspace, Gas Chromatographic/ Mass Spectrometric Method [1,2]
7	Ethylbenzene	Equilibrium Headspace, Gas Chromatographic/ Mass Spectrometric Method [1,2]
8	Methylene chloride	Equilibrium Headspace, Gas Chromatographic/ Mass Spectrometric Method [1,2]
9	Styrene	Equilibrium Headspace, Gas Chromatographic/ Mass Spectrometric Method [1,2]
10	Tetrachloroethylene	Equilibrium Headspace, Gas Chromatographic/ Mass Spectrometric Method [1,2]
11	Toluene	Equilibrium Headspace, Gas Chromatographic/ Mass Spectrometric Method [1,2]
12	Trichloroethylene	Equilibrium Headspace, Gas Chromatographic/ Mass Spectrometric Method [1,2]
13	m-Xylene	Equilibrium Headspace, Gas Chromatographic/ Mass Spectrometric Method [1,2]
14	o-Xylene	Equilibrium Headspace, Gas Chromatographic/ Mass Spectrometric Method [1,2]
15	p-Xylene	Equilibrium Headspace, Gas Chromatographic/ Mass Spectrometric Method [1,2]
16	Xylene (Total)	Equilibrium Headspace, Gas Chromatographic/ Mass Spectrometric Method [1,2]

UAE UNITED ANALYST AND ENGINEERING CONSULTANT COMPANY LIMITED สำเนาถูกต้อง

เอกสารอ้างอิง...

เอกสารอ้างอิง

1. United States Environmental Protection Agency. Test Methods for Evaluation Solid Waste Physical/Chemical Methods. **Volatile Organic Compounds in Various Sample Matrices Using Equilibrium Headspace Analysis. SW-846 Method 5021A**, 2014.

2. United States Environmental Protection Agency. Test Methods for Evaluation Solid Waste Physical/Chemical Methods. **Volatile Organic Compounds by Gas Chromatography/ Mass Spectrometry. SW-846 Method 8260D**, 2018.

UAE UNITED ANALYST AND ENGINEERING CONSULTANT COMPANY LIMITED สำเนาถูกต้อง

ที่ อก ๐๓๑๐(๑)/ ๑๕๕๕๓

กรมโรงงานอุตสาหกรรม
ถนนพระรามที่ ๖ แขวงทุ่งพญาไท
เขตราชเทวี กรุงเทพฯ ๑๐๔๐๐

๒๔ ตุลาคม ๒๕๖๕

เรื่อง เปลี่ยนแปลงบุคลากรของห้องปฏิบัติการวิเคราะห์

เรียน กรรมการผู้จัดการ บริษัท ยูไนเต็ด แอนนาลิสต์ แอนด์ เอ็นจิเนียริ่ง คอนซัลแตนท์ จำกัด

อ้างถึง คำขอขึ้นทะเบียน/ต่ออายุ/เปลี่ยนแปลงบุคลากร และชนิดสารมลพิษของห้องปฏิบัติการวิเคราะห์เอกชน ลงวันที่ ๑๘ ตุลาคม ๒๕๖๕

ตามหนังสือที่อ้างถึง บริษัท ยูไนเต็ด แอนนาลิสต์ แอนด์ เอ็นจิเนียริ่ง คอนซัลแตนท์ จำกัด ห้องปฏิบัติการวิเคราะห์เอกชน เลขทะเบียน ว-๑๔๕ สถานที่ตั้งเลขที่ ๓ ซอยอุดมสุข ๔๑ ถนนสุขุมวิท แขวงบางจาก เขตพระโขนง กรุงเทพมหานคร ขอเปลี่ยนแปลงบุคลากรของห้องปฏิบัติการวิเคราะห์ ความละเอียดแจ้งแล้ว นั้น

กรมโรงงานอุตสาหกรรมพิจารณาแล้ว มีความเห็นดังนี้

๑. ให้ยกเลิกเจ้าหน้าที่ประจำห้องปฏิบัติการวิเคราะห์ จำนวน ๔ ราย

๑) นางสุธรรมา แก้วข้อนอก	ทะเบียนเลขที่ ว-๑๔๕-๑-๐๐๐๒
๒) นายกานต์พงศ์ บุญพวง	ทะเบียนเลขที่ ว-๑๔๕-๑-๐๐๒๙
๓) นายกฤตพล พงศ์สถาพร	ทะเบียนเลขที่ ว-๑๔๕-๑-๐๐๙๕
๔) นางสาวธัญญลักษณ์ ธนโชติกาญจนากร	ทะเบียนเลขที่ ว-๑๔๕-๑-๐๑๐๗

๒. ให้เพิ่มผู้ควบคุมดูแลห้องปฏิบัติการวิเคราะห์ จำนวน ๒ ราย

๑) นายกานต์พงศ์ บุญพวง	ทะเบียนเลขที่ ว-๑๔๕-๑-๐๐๔๑
๒) นางสุธรรมา แก้วข้อนอก	ทะเบียนเลขที่ ว-๑๔๕-๑-๐๐๕๒

๓. ให้เพิ่มเจ้าหน้าที่ประจำห้องปฏิบัติการวิเคราะห์ จำนวน ๑๒ ราย

๑) นายชินวัฒน์ หอยสังข์	ทะเบียนเลขที่ ว-๑๔๕-๑-๐๑๒๐
๒) นายประพันธ์ แก้วภาคำ	ทะเบียนเลขที่ ว-๑๔๕-๑-๐๑๒๑
๓) นายกิตติ์เดิด มุสิเกตุ	ทะเบียนเลขที่ ว-๑๔๕-๑-๐๑๒๒
๔) นายคุณานนท์ ฤทธาคณานนท์	ทะเบียนเลขที่ ว-๑๔๕-๑-๐๑๒๓
๕) นายชาญณรงค์ อำลออ	ทะเบียนเลขที่ ว-๑๔๕-๑-๐๑๒๔
๖) นางสาวจิตรมาส ศรีวรรณ	ทะเบียนเลขที่ ว-๑๔๕-๑-๐๑๒๕
๗) นายสุจิต โปขันเงิน	ทะเบียนเลขที่ ว-๑๔๕-๑-๐๑๒๖
๘) นายเจษฎา ช่วยศรีก	ทะเบียนเลขที่ ว-๑๔๕-๑-๐๑๒๗
๙) นายรชต เหมะชุลิน	ทะเบียนเลขที่ ว-๑๔๕-๑-๐๑๒๘
๑๐) นายสุรศักดิ์ ชุมเอียด	ทะเบียนเลขที่ ว-๑๔๕-๑-๐๑๒๙
๑๑) นายสุรโชค หล่าโท	ทะเบียนเลขที่ ว-๑๔๕-๑-๐๑๓๐
๑๒) นายชัย บัวสด	ทะเบียนเลขที่ [illegible]

UNITED ANALYST AND ENGINEERING CONSULTANT COMPANY LIMITED สำเนาถูกต้อง

อนึ่ง หนังสือฉบับนี้...

อนึ่ง หนังสือฉบับนี้จะหมดอายุพร้อมหนังสือต่ออายุรับขึ้นทะเบียนห้องปฏิบัติการวิเคราะห์เอกชน ที่ อก ๐๓๑๐(๑)/๑๘๗๙ ลงวันที่ ๙ กุมภาพันธ์ ๒๕๖๕ คือในวันที่ ๒ กุมภาพันธ์ ๒๕๖๘ ทั้งนี้ สามารถยื่นคำขอผ่านระบบอิเล็กทรอนิกส์ได้ที่หน้าเว็บไซต์กรมโรงงานอุตสาหกรรม ตาม QR Code ท้ายหนังสือฉบับนี้

จึงเรียนมาเพื่อทราบ

ขอแสดงความนับถือ

(นายประสม ดำรงพงษ์)
ผู้อำนวยการกองวิจัยและเตือนภัยมลพิษโรงงาน
ปฏิบัติราชการแทนอธิบดีกรมโรงงานอุตสาหกรรม

ยื่นคำขอผ่านระบบอิเล็กทรอนิกส์

กองวิจัยและเตือนภัยมลพิษโรงงาน
กลุ่มมาตรฐานวิธีการวิเคราะห์ทดสอบมลพิษและทะเบียนห้องปฏิบัติการ
โทร. ๐ ๒๔๓๐ ๖๓๑๒ ต่อ ๒๑๐๓-๕
โทรสาร ๐ ๒๔๓๐ ๖๓๑๒ ต่อ ๒๑๙๙
ไปรษณีย์อิเล็กทรอนิกส์ saraban@diw.mail.go.th

UNITED ANALYST AND ENGINEERING CONSULTANT COMPANY LIMITED สำเนาถูกต้อง

ที่ อก ๐๓๑๐(๑)/ ๑๒๑๗๓

กรมโรงงานอุตสาหกรรม
ถนนพระรามที่ ๖ แขวงทุ่งพญาไท
เขตราชเทวี กรุงเทพฯ ๑๐๔๐๐

๐๑ กันยายน ๒๕๖๕

เรื่อง เปลี่ยนแปลงบุคลากรของห้องปฏิบัติการวิเคราะห์

เรียน กรรมการผู้จัดการ บริษัท ยูไนเต็ด แอนนาลิสต์ แอนด์ เอ็นจิเนียริ่ง คอนซัลแตนท์ จำกัด

อ้างถึง คำขอขึ้นทะเบียน/ต่ออายุ/เปลี่ยนแปลงบุคลากร และชนิดสารมลพิษของห้องปฏิบัติการวิเคราะห์เอกชน ลงวันที่ ๒๖ สิงหาคม ๒๕๖๕

ตามหนังสือที่อ้างถึง บริษัท ยูไนเต็ด แอนนาลิสต์ แอนด์ เอ็นจิเนียริ่ง คอนซัลแตนท์ จำกัด ห้องปฏิบัติการวิเคราะห์เอกชน เลขทะเบียน ว-๑๔๕ สถานที่ตั้งเลขที่ ๓ ซอยอุดมสุข ๔๑ ถนนสุขุมวิท แขวงบางจาก เขตพระโขนง กรุงเทพมหานคร ขอเปลี่ยนแปลงบุคลากรของห้องปฏิบัติการวิเคราะห์ ความละเอียดแจ้งแล้ว นั้น

กรมโรงงานอุตสาหกรรมพิจารณาแล้ว มีความเห็นดังนี้

๑. ให้ยกเลิกเจ้าหน้าที่ประจำห้องปฏิบัติการวิเคราะห์ จำนวน ๘ ราย

๑) นายปรีดา ไชยภูมิสกุล	ทะเบียนเลขที่ ว-๑๔๕-๑-๐๐๓๓
๒) นายปิยะณัฐ ศรีภูโรจน์	ทะเบียนเลขที่ ว-๑๔๕-๑-๐๐๓๕
๓) นายชีรเมธ สุขศรี	ทะเบียนเลขที่ ว-๑๔๕-๑-๐๐๔๑
๔) นางสาวศิริวรรณ ชอนหา	ทะเบียนเลขที่ ว-๑๔๕-๑-๐๐๕๐
๕) นายศักดิ์สิทธิ์ เกิดชัง	ทะเบียนเลขที่ ว-๑๔๕-๑-๐๐๖๓
๖) นางสาวลัดดาวัลย์ โพธิ์พันธ์	ทะเบียนเลขที่ ว-๑๔๕-๑-๐๐๘๐
๗) นางสาวกมลวรรณ เจิมจันทร์	ทะเบียนเลขที่ ว-๑๔๕-๑-๐๐๘๑
๘) นางสาวจันทร์จิรา ประกอบทรัพย์	ทะเบียนเลขที่ ว-๑๔๕-๑-๐๑๐๘

๒. ให้เพิ่มเจ้าหน้าที่ประจำห้องปฏิบัติการวิเคราะห์ จำนวน ๑๑ ราย

๑) นางสาวนาตาชา แหวนในเมือง	ทะเบียนเลขที่ ว-๑๔๕-๑-๐๑๐๙
๒) นางสาวพิมลวรรณ สิมมา	ทะเบียนเลขที่ ว-๑๔๕-๑-๐๑๑๐
๓) นายนันทวัฒน์ วงศ์คำ	ทะเบียนเลขที่ ว-๑๔๕-๑-๐๑๑๑
๔) นายประพันธ์ยุทธ์ เผือกนาง	ทะเบียนเลขที่ ว-๑๔๕-๑-๐๑๑๒
๕) นางสาวศมิษฐา ล่ำซิด	ทะเบียนเลขที่ ว-๑๔๕-๑-๐๑๑๓
๖) นางสาวนภาพร ขึ้นนกขุ้ม	ทะเบียนเลขที่ ว-๑๔๕-๑-๐๑๑๔
๗) นางสาวเบญญา มอมุงคุณ	ทะเบียนเลขที่ ว-๑๔๕-๑-๐๑๑๕
๘) นายอมรพล อมรลักษณ์	ทะเบียนเลขที่ ว-๑๔๕-๑-๐๑๑๖
๙) นางสาวศรีเพชร ทองขาว	ทะเบียนเลขที่ ว-๑๔๕-๑-๐๑๑๗
๑๐) นางสาวณิชากร ศุภชาติไกรสร	ทะเบียนเลขที่ ว-๑๔๕-๑-๐๑๑๘
๑๑) นางสาวริมลวรรณ คำตัน	ทะเบียนเลขที่ ว-๑๔๕-๑-๐๑๑๙

UNITED ANALYST AND ENGINEERING CONSULTANT COMPANY LIMITED สำเนาถูกต้อง

อนึ่ง หนังสือฉบับนี้...

อนึ่ง หนังสือฉบับนี้จะหมดอายุพร้อมหนังสือต่ออายุรับขึ้นทะเบียนห้องปฏิบัติการวิเคราะห์เอกชน ที่ อก ๐๓๑๐(๑)/๑๘๗๙ ลงวันที่ ๙ กุมภาพันธ์ ๒๕๖๕ คือในวันที่ ๒ กุมภาพันธ์ ๒๕๖๘ ทั้งนี้ สามารถยื่นคำขอผ่านระบบอิเล็กทรอนิกส์ได้ที่หน้าเว็บไซต์กรมโรงงานอุตสาหกรรม ตาม QR Code ท้ายหนังสือฉบับนี้

จึงเรียนมาเพื่อทราบ

ขอแสดงความนับถือ

(นางจินดา เลขะศรินทร์)
ผู้อำนวยการกองวิจัยและเตือนภัยมลพิษโรงงาน
ปฏิบัติราชการแทนอธิบดีกรมโรงงานอุตสาหกรรม

ยื่นคำขอผ่านระบบอิเล็กทรอนิกส์

กองวิจัยและเตือนภัยมลพิษโรงงาน
กลุ่มมาตรฐานวิธีการวิเคราะห์ทดสอบมลพิษและทะเบียนห้องปฏิบัติการ
โทร. ๐ ๒๔๓๐ ๖๓๑๒ ต่อ ๒๑๐๓-๕
โทรสาร ๐ ๒๔๓๐ ๖๓๑๒ ต่อ ๒๑๙๙
ไปรษณีย์อิเล็กทรอนิกส์ saraban@diw.mail.go.th

UNITED ANALYST AND ENGINEERING CONSULTANT COMPANY LIMITED สำเนาถูกต้อง

ที่ อก ๐๓๑๐(๑)/ ๕๗๘๗

กรมโรงงานอุตสาหกรรม
ถนนพระรามที่ ๖ แขวงทุ่งพญาไท
เขตราชเทวี กรุงเทพฯ ๑๐๔๐๐

๒๑ เมษายน ๒๕๖๕

เรื่อง เปลี่ยนแปลงบุคลากรของห้องปฏิบัติการวิเคราะห์

เรียน กรรมการผู้จัดการ บริษัท ยูไนเต็ด แอนนาลิสต์ แอนด์ เอ็นจิเนียริ่ง คอนซัลแตนท์ จำกัด

อ้างถึง คำขอขึ้นทะเบียน/ต่ออายุ/เปลี่ยนแปลงบุคลากร และขนิดสารมลพิษของห้องปฏิบัติการวิเคราะห์เอกชน ลงวันที่ ๓๐ มีนาคม ๒๕๖๕

ตามหนังสือที่อ้างถึง บริษัท ยูไนเต็ด แอนนาลิสต์ แอนด์ เอ็นจิเนียริ่ง คอนซัลแตนท์ จำกัด ห้องปฏิบัติการวิเคราะห์เอกชน เลขทะเบียน ว-๑๔๕ สถานที่ตั้งเลขที่ ๓ ซอยอุดมสุข ถนนสุขุมวิท แขวงบางจาก เขตพระโขนง กรุงเทพมหานคร ขอเปลี่ยนแปลงบุคลากรของห้องปฏิบัติการวิเคราะห์ ความละเอียดแจ้งแล้ว นั้น

กรมโรงงานอุตสาหกรรมพิจารณาแล้ว มีความเห็นดังนี้

๑. ให้ยกเลิกผู้ควบคุมดูแลห้องปฏิบัติการวิเคราะห์ จำนวน ๒ ราย
   ๑) นางมานิดา แย้มไย ทะเบียนเลขที่ ว-๑๔๕-ค-๐๐๐๕
   ๒) นางสาวภสวรรณ คงขำ ทะเบียนเลขที่ ว-๑๔๕-ค-๐๐๓๒
๒. ให้ยกเลิกเจ้าหน้าที่ประจำห้องปฏิบัติการวิเคราะห์ จำนวน ๒ ราย
   ๑) นางสาวศิริพร อัปการัตน์ ทะเบียนเลขที่ ว-๑๔๕-จ-๐๐๖๔
   ๒) นางสาวพรนัชชา กลิ่นจุน ทะเบียนเลขที่ ว-๑๔๕-จ-๐๐๔๔
๓. ให้เพิ่มเจ้าหน้าที่ประจำห้องปฏิบัติการวิเคราะห์ จำนวน ๒ ราย
   ๑) นางสาวธัญญลักษณ์ ธนโชติกาญจนากร ทะเบียนเลขที่ ว-๑๔๕-จ-๐๑๐๗
   ๒) นางสาวจันทร์จิรา ประกอบทรัพย์ ทะเบียนเลขที่ ว-๑๔๕-จ-๐๑๐๘

อนึ่ง หนังสือฉบับนี้จะหมดอายุพร้อมหนังสือต่ออายุรับขึ้นทะเบียนห้องปฏิบัติการวิเคราะห์เอกชน ที่ อก ๐๓๑๐(๑)/๑๘๗๙ ลงวันที่ ๙ กุมภาพันธ์ ๒๕๖๕ คือในวันที่ ๒ กุมภาพันธ์ ๒๕๖๘ ทั้งนี้ สามารถยื่นคำขอผ่านระบบอิเล็กทรอนิกส์ได้ที่หน้าเว็บไซต์กรมโรงงานอุตสาหกรรม ตาม QR Code ท้ายหนังสือฉบับนี้

จึงเรียนมาเพื่อทราบ

ขอแสดงความนับถือ

(นางจินดา เตชะศรินทร์)
ผู้อำนวยการกองวิจัยและเตือนภัยมลพิษโรงงาน
ปฏิบัติราชการแทนอธิบดีกรมโรงงานอุตสาหกรรม

ยื่นคำขอผ่านระบบอิเล็กทรอนิกส์

UNITED ANALYST AND ENGINEERING CONSULTANT COMPANY LIMITED
สำเนาถูกต้อง

กองวิจัยและเตือนภัยมลพิษโรงงาน
กลุ่มมาตรฐานวิธีการวิเคราะห์ทดสอบมลพิษและทะเบียนห้องปฏิบัติการ
โทร. ๐ ๒๔๓๐ ๖๓๑๒ ต่อ ๒๑๐๓-๕ โทรสาร ๐ ๒๔๓๐ ๖๓๑๒ ต่อ ๒๑๐๙
ไปรษณีย์อิเล็กทรอนิกส์ saraban@diw.mail.go.th

Green Industry "อุตสาหกรรมก้าวไกล ประเทศไทยก้าวหน้า ร่วมกันพัฒนา อุตสาหกรรมสีเขียว"

ที่ อก ๐๓๑๐(๑)/ ๑๘๗๙

กรมโรงงานอุตสาหกรรม
ถนนพระรามที่ ๖ แขวงทุ่งพญาไท
เขตราชเทวี กรุงเทพฯ ๑๐๔๐๐

๐๙ กุมภาพันธ์ ๒๕๖๕

เรื่อง ต่ออายุหนังสือรับขึ้นทะเบียนห้องปฏิบัติการวิเคราะห์เอกชน

เรียน กรรมการผู้จัดการ บริษัท ยูไนเต็ด แอนนาลิสต์ แอนด์ เอ็นจิเนียริ่ง คอนซัลแตนท์ จำกัด

อ้างถึง คำขอขึ้นทะเบียน/ต่ออายุ/เปลี่ยนแปลงบุคลากร และขนิดสารมลพิษของห้องปฏิบัติการวิเคราะห์เอกชน ลงวันที่ ๒๗ ธันวาคม ๒๕๖๔

สิ่งที่ส่งมาด้วย ๑. รายชื่อผู้ควบคุมดูแลห้องปฏิบัติการวิเคราะห์ จำนวน ๔๐ ราย
๒. รายชื่อเจ้าหน้าที่ประจำห้องปฏิบัติการวิเคราะห์ จำนวน ๑๐๖ ราย
๓. ขอบข่ายสารมลพิษที่ได้รับขึ้นทะเบียนจากกรมโรงงานอุตสาหกรรม

ตามหนังสือที่อ้างถึง บริษัท ยูไนเต็ด แอนนาลิสต์ แอนด์ เอ็นจิเนียริ่ง คอนซัลแตนท์ จำกัด ขอต่ออายุหนังสือรับขึ้นทะเบียนห้องปฏิบัติการวิเคราะห์เอกชน เลขทะเบียน ว-๑๔๕ สถานที่ตั้งเลขที่ ๓ ซอยอุดมสุข ๔๑ ถนนสุขุมวิท แขวงบางจาก เขตพระโขนง กรุงเทพมหานคร ต่อกรมโรงงานอุตสาหกรรม นั้น

กรมโรงงานอุตสาหกรรมพิจารณาแล้ว ให้บริษัท ยูไนเต็ด แอนนาลิสต์ แอนด์ เอ็นจิเนียริ่ง คอนซัลแตนท์ จำกัด ต่ออายุหนังสือรับขึ้นทะเบียนห้องปฏิบัติการวิเคราะห์เอกชน โดยมีองค์ประกอบดังนี้

ก. ผู้ควบคุมดูแลห้องปฏิบัติการวิเคราะห์ จำนวน ๔๐ ราย ตามสิ่งที่ส่งมาด้วย ๑
ข. เจ้าหน้าที่ประจำห้องปฏิบัติการวิเคราะห์ จำนวน ๑๐๖ ราย ตามสิ่งที่ส่งมาด้วย ๒
ค. ขอบข่ายสารมลพิษที่ได้รับขึ้นทะเบียนให้วิเคราะห์ในน้ำเสีย น้ำใต้ดิน อากาศเสีย สิ่งปฏิกูล หรือวัสดุที่ไม่ใช้แล้ว และดิน ตามสิ่งที่ส่งมาด้วย ๓

หนังสือฉบับนี้จะหมดอายุในวันที่ ๒ กุมภาพันธ์ ๒๕๖๘ หากประสงค์จะต่ออายุหนังสือรับขึ้นทะเบียนห้องปฏิบัติการวิเคราะห์เอกชน ให้ยื่นคำขอต่ออายุพร้อมเอกสารประกอบคำขอต่อกรมโรงงานอุตสาหกรรมภายใน ๓๐ วัน ก่อนวันสิ้นอายุของหนังสือรับขึ้นทะเบียนห้องปฏิบัติการวิเคราะห์เอกชน ทั้งนี้ สามารถยื่นคำขอผ่านระบบอิเล็กทรอนิกส์ได้ที่หน้าเว็บไซต์กรมโรงงานอุตสาหกรรม ตาม QR Code ท้ายหนังสือฉบับนี้

จึงเรียนมาเพื่อทราบ

ขอแสดงความนับถือ

(นางจินดา เตชะศรินทร์)
ผู้อำนวยการกองวิจัยและเตือนภัยมลพิษโรงงาน
ปฏิบัติราชการแทนอธิบดีกรมโรงงานอุตสาหกรรม

ยื่นคำขอผ่านระบบอิเล็กทรอนิกส์

UNITED ANALYST AND ENGINEERING CONSULTANT COMPANY LIMITED
สำเนาถูกต้อง

กองวิจัยและเตือนภัยมลพิษโรงงาน
กลุ่มมาตรฐานวิธีการวิเคราะห์ทดสอบมลพิษและทะเบียนห้องปฏิบัติการ
โทร. ๐ ๒๔๓๐ ๖๓๑๒ ต่อ ๒๑๐๓-๕
โทรสาร ๐ ๒๔๓๐ ๖๓๑๒ ต่อ ๒๑๐๙
ไปรษณีย์อิเล็กทรอนิกส์ saraban@diw.gmail.go.th

สิ่งที่ส่งมาด้วย ๑

เอกสารแนบท้ายหนังสือรับต่ออายุขึ้นทะเบียนห้องปฏิบัติการวิเคราะห์เอกชน
บริษัท ยูไนเต็ด แอนนาลิสต์ แอนด์ เอ็นจิเนียริ่ง คอนซัลแตนท์ จำกัด เลขทะเบียน ว-๑๔๕
ที่ อก ๐๓๑๐(๑)/ ๑๘๗๙ ลงวันที่ ๐๙ กุมภาพันธ์ ๒๕๖๕

ก. ผู้ควบคุมดูแลห้องปฏิบัติการวิเคราะห์ จำนวน ๔๐ ราย

๑) นางสาวกฤชวรรณ ภัทรธีรกุล	ทะเบียนเลขที่ ว-๑๔๕-ค-๐๐๐๑
๒) นายนรงค์ อิมพาลี	ทะเบียนเลขที่ ว-๑๔๕-ค-๐๐๐๒
๓) นางสาวนันทิดา บุญไสย	ทะเบียนเลขที่ ว-๑๔๕-ค-๐๐๐๓
๔) นางปิยะพัชร์ สุทธมนัสวงษ์	ทะเบียนเลขที่ ว-๑๔๕-ค-๐๐๐๔
๕) นางมานิดา แย้มไย	ทะเบียนเลขที่ ว-๑๔๕-ค-๐๐๐๕
๖) นางสาวเบญจวรรณ วิริยัยทัย	ทะเบียนเลขที่ ว-๑๔๕-ค-๐๐๐๖
๗) นายพรัตน์ วงศ์อนุรักษ์ชัย	ทะเบียนเลขที่ ว-๑๔๕-ค-๐๐๐๗
๘) นางสาวอรีวรรณ บุญลา	ทะเบียนเลขที่ ว-๑๔๕-ค-๐๐๐๘
๙) นายสุวิทย์ จอดนอก	ทะเบียนเลขที่ ว-๑๔๕-ค-๐๐๐๙
๑๐) นางสาวไขติภา สมบรรณ์	ทะเบียนเลขที่ ว-๑๔๕-ค-๐๐๑๐
๑๑) นางสาวบุษกร เลิศภาณุมาศ	ทะเบียนเลขที่ ว-๑๔๕-ค-๐๐๑๑
๑๒) นางสาววิไลลักษณ์ ศรีสุข	ทะเบียนเลขที่ ว-๑๔๕-ค-๐๐๑๒
๑๓) นางสาวปรีณา จรัสโชติพินิต	ทะเบียนเลขที่ ว-๑๔๕-ค-๐๐๑๓
๑๔) นายศิลา บรรจงใจรักษ์	ทะเบียนเลขที่ ว-๑๔๕-ค-๐๐๑๔
๑๕) นายปฏิกรณ์ คณะนา	ทะเบียนเลขที่ ว-๑๔๕-ค-๐๐๑๕
๑๖) นายธีรวัฒน์ ชมมิ่ง	ทะเบียนเลขที่ ว-๑๔๕-ค-๐๐๑๖
๑๗) นางสาวศิริพร ศรีประดิษฐ์	ทะเบียนเลขที่ ว-๑๔๕-ค-๐๐๑๗
๑๘) นางสาวสาวิตรี วิริง	ทะเบียนเลขที่ ว-๑๔๕-ค-๐๐๑๘
๑๙) นางสาวนพวรรณ ยุรารักษ์	ทะเบียนเลขที่ ว-๑๔๕-ค-๐๐๑๙
๒๐) นายภูชงค์ พานิชย์เลิศอำไพ	ทะเบียนเลขที่ ว-๑๔๕-ค-๐๐๒๐
๒๑) นายณัฐวัฒน์ แดงสวัสดิ์	ทะเบียนเลขที่ ว-๑๔๕-ค-๐๐๒๑
๒๒) นายเอกรัตน์ ปถะคามินทร์	ทะเบียนเลขที่ ว-๑๔๕-ค-๐๐๒๒
๒๓) นางสาวนิศารัตน์ ศรีสกุลสิทธิโชค	ทะเบียนเลขที่ ว-๑๔๕-ค-๐๐๒๓
๒๔) นางสาวเจตจรินทร์ ทำสะอาด	ทะเบียนเลขที่ ว-๑๔๕-ค-๐๐๒๔
๒๕) นางสาวสุวรรณ คงทอง	ทะเบียนเลขที่ ว-๑๔๕-ค-๐๐๒๕
๒๖) นางสาววรกร พัดสองชั้น	ทะเบียนเลขที่ ว-๑๔๕-ค-๐๐๒๖
๒๗) นายวีรยุทธ โมกแก้ว	ทะเบียนเลขที่ ว-๑๔๕-ค-๐๐๒๗
๒๘) นายวัชรพงษ์ เทพตนตรี	ทะเบียนเลขที่ ว-๑๔๕-ค-๐๐๒๘
๒๙) นายอนุศาสน์ สวยดี	ทะเบียนเลขที่ ว-๑๔๕-ค-๐๐๒๙
๓๐) นายกรวิทย์ เจี่ยศิริสกุล	ทะเบียนเลขที่ ว-๑๔๕-ค-๐๐๓๐
๓๑) นางสาวอธิกา รงค์สวัสดิ์	ทะเบียนเลขที่ ว-๑๔๕-ค-๐๐๓๑
๓๒) นางสาวนภสวรรณ คงขำ	ทะเบียนเลขที่ ว-๑๔๕-ค-๐๐๓๒
๓๓) นายสุทธีระ อรุณจันทร์	ทะเบียนเลขที่ ว-๑๔๕-ค-๐๐๓๓
๓๔) นางสาวทัศนีย์ อ่อนคำ	ทะเบียนเลขที่ ว-๑๔๕-ค-๐๐๓๔
๓๕) นางสาวพริ้มพรรณ สมบูรณ์ธรรม	ทะเบียนเลขที่ ว-๑๔๕-ค-๐๐๓๕

UNITED ANALYST AND ENGINEERING CONSULTANT COMPANY LIMITED
สำเนาถูกต้อง

(นางจินดา เตชะศรินทร์)
ผู้อำนวยการกองวิจัยและเตือนภัยมลพิษโรงงาน
ปฏิบัติราชการแทนอธิบดีกรมโรงงานอุตสาหกรรม

๓๖) นายศุภณัฐฐ์...

เอกสารแนบท้ายหนังสือรับต่ออายุขึ้นทะเบียนห้องปฏิบัติการวิเคราะห์เอกชน
บริษัท ยูไนเต็ด แอนนาลิสต์ แอนด์ เอ็นจิเนียริ่ง คอนซัลแตนท์ จำกัด เลขทะเบียน ว-๑๔๕
ที่ อก ๐๓๑๐(๑)/ ๑๘๗๙ ลงวันที่ ๐ ๙ กุมภาพันธ์ ๒๕๖๕

ข. เจ้าหน้าที่ประจำห้องปฏิบัติการวิเคราะห์ จำนวน ๑๐๖ ราย

๑) นายสุขสันต์ พันสิงห์	ทะเบียนเลขที่ ว-๑๔๕-จ-๐๐๐๑
๒) นางสุธรรมา แก้วข้อนอก	ทะเบียนเลขที่ ว-๑๔๕-จ-๐๐๐๒
๓) นายพีรณัฐ เจริญผล	ทะเบียนเลขที่ ว-๑๔๕-จ-๐๐๐๓
๔) นางสาววิไลลักษณ์ เกไธลง	ทะเบียนเลขที่ ว-๑๔๕-จ-๐๐๐๔
๕) นายสมชาติ อุทุมรัตน์	ทะเบียนเลขที่ ว-๑๔๕-จ-๐๐๐๕
๖) นางสาวปรมาภรณ์ ทองแก้ว	ทะเบียนเลขที่ ว-๑๔๕-จ-๐๐๐๖
๗) นางสาวกัลยา สมพงษ์	ทะเบียนเลขที่ ว-๑๔๕-จ-๐๐๐๗
๘) นายอรรถพร เทพทอง	ทะเบียนเลขที่ ว-๑๔๕-จ-๐๐๐๘
๙) นางสาวอมรรัตน์ พุทธาลี	ทะเบียนเลขที่ ว-๑๔๕-จ-๐๐๐๙
๑๐) นางสาววรรณี สายบุญเรือน	ทะเบียนเลขที่ ว-๑๔๕-จ-๐๐๑๐
๑๑) นายกฤษณพงษ์ นามทิพย์	ทะเบียนเลขที่ ว-๑๔๕-จ-๐๐๑๑
๑๒) นางสาวอาภรณ์ อ่อนคง	ทะเบียนเลขที่ ว-๑๔๕-จ-๐๐๑๒
๑๓) นายกิตติศักดิ์ ทรงจำรัส	ทะเบียนเลขที่ ว-๑๔๕-จ-๐๐๑๓
๑๔) นางสาวอักษรินทร์ บุญคง	ทะเบียนเลขที่ ว-๑๔๕-จ-๐๐๑๔
๑๕) นางสาวพรพิมล แว่นทอง	ทะเบียนเลขที่ ว-๑๔๕-จ-๐๐๑๕
๑๖) นายวิษณุ สุวรรณราช	ทะเบียนเลขที่ ว-๑๔๕-จ-๐๐๑๖
๑๗) นายอภิวิชญ์ ท่วงที	ทะเบียนเลขที่ ว-๑๔๕-จ-๐๐๑๗
๑๘) นายมานิตย์ ปานโชติ	ทะเบียนเลขที่ ว-๑๔๕-จ-๐๐๑๘
๑๙) นายทศพร ธนะพิรุฬห์	ทะเบียนเลขที่ ว-๑๔๕-จ-๐๐๑๙
๒๐) นางสาวกัลยาณี โยธา	ทะเบียนเลขที่ ว-๑๔๕-จ-๐๐๒๐
๒๑) นางสาวเกวลี สุขรี	ทะเบียนเลขที่ ว-๑๔๕-จ-๐๐๒๑
๒๒) นางสาวชมธนัญ อภิพัทธ์ปภา	ทะเบียนเลขที่ ว-๑๔๕-จ-๐๐๒๒
๒๓) นายศิรพัชร จงผดุงเกียรติ	ทะเบียนเลขที่ ว-๑๔๕-จ-๐๐๒๓
๒๔) นางสาวสุภาวดี อินยาศรี	ทะเบียนเลขที่ ว-๑๔๕-จ-๐๐๒๔
๒๕) นายพงศ์เทพ เหล่าขจร	ทะเบียนเลขที่ ว-๑๔๕-จ-๐๐๒๕
๒๖) นายขวัญชัย พันทุกข์	ทะเบียนเลขที่ ว-๑๔๕-จ-๐๐๒๖
๒๗) นางสาวพัชจิรา คดีพิศาล	ทะเบียนเลขที่ ว-๑๔๕-จ-๐๐๒๗
๒๘) นางสาวเมวิกา เสือคำจันทร์	ทะเบียนเลขที่ ว-๑๔๕-จ-๐๐๒๘
๒๙) นายกานต์พงศ์ บุญพวง	ทะเบียนเลขที่ ว-๑๔๕-จ-๐๐๒๙
๓๐) นางสาวพุธิตา เจริญชัยสมบัติ	ทะเบียนเลขที่ ว-๑๔๕-จ-๐๐๓๐
๓๑) นายนพรัตน์ จะโต	ทะเบียนเลขที่ ว-๑๔๕-จ-๐๐๓๑
๓๒) นายพีระพัฒน์ บัญญัติศิลป์	ทะเบียนเลขที่ ว-๑๔๕-จ-๐๐๓๒
๓๓) นายปรีดา ไชยภูมิสกุล	ทะเบียนเลขที่ ว-๑๔๕-จ-๐๐๓๓
๓๔) นายชัชวาลย์ เลื่อนล่อง	ทะเบียนเลขที่ ว-๑๔๕-จ-๐๐๓๔
๓๕) นายปิยะณัฐ ศรีภูโรจน์	ทะเบียนเลขที่ ว-๑๔๕-จ-๐๐๓๕

(นางจินดา เดชะศรินทร์)
ผู้อำนวยการกองวิจัยและเตือนภัยเอกชนโรงงาน
ปฏิบัติราชการแทนอธิบดีกรมโรงงานอุตสาหกรรม

๓๖) นายนภสินธุ์...

UAE UNITED ANALYST AND ENGINEERING CONSULTANT COMPANY LIMITED สำเนาถูกต้อง

๓๖) นายศุภณัฐฐ์ คุณธนกาญจน์	ทะเบียนเลขที่ ว-๑๔๕-ค-๐๐๓๖
๓๗) นางสาวศิริภาพร เหมือนเร่	ทะเบียนเลขที่ ว-๑๔๕-ค-๐๐๓๗
๓๘) นางศิวานัส ชำนิล	ทะเบียนเลขที่ ว-๑๔๕-ค-๐๐๓๘
๓๙) นางสาวพรรนิภา ธีระจินดาชล	ทะเบียนเลขที่ ว-๑๔๕-ค-๐๐๓๙
๔๐) นายนาเคนทร์ พันธุ์วิชาติกุล	ทะเบียนเลขที่ ว-๑๔๕-ค-๐๐๔๐

(นางจินดา เดชะศรินทร์)
ผู้อำนวยการกองวิจัยและเตือนภัยเอกชนโรงงาน
ปฏิบัติราชการแทนอธิบดีกรมโรงงานอุตสาหกรรม

UAE UNITED ANALYST AND ENGINEERING CONSULTANT COMPANY LIMITED สำเนาถูกต้อง

๗๓) นายอิทธิพงษ์ ศรวิเศษ	ทะเบียนเลขที่ ว-๑๔๕-จ-๐๐๗๓
๗๔) นางสาวกรรณิการ์ สำลีทา	ทะเบียนเลขที่ ว-๑๔๕-จ-๐๐๗๔
๗๕) นายฐาปกรณ์ พิมพ์ศร	ทะเบียนเลขที่ ว-๑๔๕-จ-๐๐๗๕
๗๖) นายพรชัย คุ้มม่วง	ทะเบียนเลขที่ ว-๑๔๕-จ-๐๐๗๖
๗๗) นางสาวทัศนีย์ ไชยหาร	ทะเบียนเลขที่ ว-๑๔๕-จ-๐๐๗๗
๗๘) นายธีรพงษ์ ศรีคำแหง	ทะเบียนเลขที่ ว-๑๔๕-จ-๐๐๗๘
๗๙) นางสาวณัฐชา พรหมศิรี	ทะเบียนเลขที่ ว-๑๔๕-จ-๐๐๗๙
๘๐) นางสาวลัดดาวัลย์ โพธิ์พันธ์	ทะเบียนเลขที่ ว-๑๔๕-จ-๐๐๘๐
๘๑) นางสาวกมลวรรณ เจิมจันทร์	ทะเบียนเลขที่ ว-๑๔๕-จ-๐๐๘๑
๘๒) นายนพรัตน์ จันทะคุณ	ทะเบียนเลขที่ ว-๑๔๕-จ-๐๐๘๒
๘๓) นายปิยวัฒน์ ไหมชู	ทะเบียนเลขที่ ว-๑๔๕-จ-๐๐๘๓
๘๔) นางสาวพรนัชชา กลิ่นฉุน	ทะเบียนเลขที่ ว-๑๔๕-จ-๐๐๘๔
๘๕) นายนภสิทธิ์ ศรีพิมพ์	ทะเบียนเลขที่ ว-๑๔๕-จ-๐๐๘๕
๘๖) นางสาวลักษิกา จันทรสุข	ทะเบียนเลขที่ ว-๑๔๕-จ-๐๐๘๖
๘๗) นายสงกรานต์ มาลัยทอง	ทะเบียนเลขที่ ว-๑๔๕-จ-๐๐๘๗
๘๘) นางสาวสาธิดา แซ่เตียว	ทะเบียนเลขที่ ว-๑๔๕-จ-๐๐๘๘
๘๙) นายศักดิ์ศิธนต์ นุ่มนิ่ม	ทะเบียนเลขที่ ว-๑๔๕-จ-๐๐๘๙
๙๐) นายวรพงษ์ นนทจันทร์	ทะเบียนเลขที่ ว-๑๔๕-จ-๐๐๙๐
๙๑) นางสาวขนาภา มาคะมาตร	ทะเบียนเลขที่ ว-๑๔๕-จ-๐๐๙๑
๙๒) นางสาวธนธรณ์ คุณานุพันธ์ชัย	ทะเบียนเลขที่ ว-๑๔๕-จ-๐๐๙๒
๙๓) นายวีระยุทธ สาระภักดี	ทะเบียนเลขที่ ว-๑๔๕-จ-๐๐๙๓
๙๔) นางสาวธิติยา วีระพันธุ์วิวัฒน์	ทะเบียนเลขที่ ว-๑๔๕-จ-๐๐๙๔
๙๕) นายกฤตพล พงศ์สถาพร	ทะเบียนเลขที่ ว-๑๔๕-จ-๐๐๙๕
๙๖) นายณัฏฐชัย พรหมอารักษ์	ทะเบียนเลขที่ ว-๑๔๕-จ-๐๐๙๖
๙๗) นายขนินทร์ พานแก้ว	ทะเบียนเลขที่ ว-๑๔๕-จ-๐๐๙๗
๙๘) นายปรัชชาพล โสภา	ทะเบียนเลขที่ ว-๑๔๕-จ-๐๐๙๘
๙๙) นายวัชรินทร์ แสนงาม	ทะเบียนเลขที่ ว-๑๔๕-จ-๐๐๙๙
๑๐๐) นางสาวธนภรณ์ ลาพรม	ทะเบียนเลขที่ ว-๑๔๕-จ-๐๑๐๐
๑๐๑) นายอาทิตย์ อุดมผล	ทะเบียนเลขที่ ว-๑๔๕-จ-๐๑๐๑
๑๐๒) นายปรวร บุนนาค	ทะเบียนเลขที่ ว-๑๔๕-จ-๐๑๐๒
๑๐๓) นายอิทธิเดช ใจบุญ	ทะเบียนเลขที่ ว-๑๔๕-จ-๐๑๐๓
๑๐๔) นายคณิติน พงษ์อิศรานุพร	ทะเบียนเลขที่ ว-๑๔๕-จ-๐๑๐๔
๑๐๕) นางสาวสุดารัตน์ จันทร์ประทัด	ทะเบียนเลขที่ ว-๑๔๕-จ-๐๑๐๕
๑๐๖) นายเสฏฐวุฒิ เอมกลิ่นบัว	ทะเบียนเลขที่ ว-๑๔๕-จ-๐๑๐๖

(นางจินดา เดชะศรินทร์)
ผู้อำนวยการกองวิจัยและเตือนภัยเอกชนโรงงาน
ปฏิบัติราชการแทนอธิบดีกรมโรงงานอุตสาหกรรม

๗๓) นายอิทธิพงษ์...

UAE UNITED ANALYST AND ENGINEERING CONSULTANT COMPANY LIMITED สำเนาถูกต้อง

เอกสารแนบท้ายหนังสือรับต่ออายุขึ้นทะเบียนห้องปฏิบัติการวิเคราะห์เอกชน
บริษัท ยูไนเต็ด แอนนาลิสต์ แอนด์ เอ็นจิเนียริ่ง คอนซัลแตนท์ จำกัด เลขทะเบียน ว-๑๔๕
ที่ อก ๐๓๑๐(๑)/ ๑๘๗ ๙ ลงวันที่ ๐ ๙ กุมภาพันธ์ ๒๕๖๕

ขอบข่ายสารมลพิษที่ได้รับขึ้นทะเบียนจากกรมโรงงานอุตสาหกรรม จำนวน ๓๕๗ รายการ

น้ำเสีย จำนวน 46 รายการ

ลำดับ	สารมลพิษ	วิธีวิเคราะห์
1	Aldrin	Liquid-Liquid Extraction, Gas Chromatographic Method[4]
2	Arsenic	1) Digestion, Hydride Generation/Atomic Absorption Spectrometric Method[4] 2) Digestion, Inductively Coupled Plasma Method[4]
3	Barium	Digestion, Inductively Coupled Plasma Method[4]
4	α-BHC	Liquid-Liquid Extraction, Gas Chromatographic Method[4]
5	β-BHC	Liquid-Liquid Extraction, Gas Chromatographic Method[4]
6	δ-BHC	Liquid-Liquid Extraction, Gas Chromatographic Method[4]
7	γ-BHC	Liquid-Liquid Extraction, Gas Chromatographic Method[4]
8	Biochemical Oxygen Demand	1) 5-Day BOD Test, Azide Modification Method[4] 2) 5-Day BOD Test, Membrane Electrode Method[4]
9	Cadmium	1) Digestion, Direct Air-Acetylene Flame Method[4] 2) Digestion, Electrothermal Atomic Absorption Spectrometric Method[4] 3) Digestion, Inductively Coupled Plasma Method[4]
10	Chemical Oxygen Demand	1) Closed Reflux, Titrimetric Method[4] 2) Closed Reflux, Colorimetric Method[4] 3) Open Reflux, Titrimetric Method[4]
11	Chlordane	Liquid-Liquid Extraction, Gas Chromatographic Method[4]
12	Chromium	1) Digestion, Direct Air-Acetylene Flame Method[4] 2) Digestion, Electrothermal Atomic Absorption Spectrometric Method[4] 3) Digestion, Inductively Coupled Plasma Method[4]
13	Color	ADMI Weighted-Ordinate Spectrophotometric Method[4]
14	Copper	1) Digestion, Direct Air-Acetylene Flame Method[4] 2) Digestion, Electrothermal Atomic Absorption Spectrometric Method[4] 3) Digestion, Inductively Coupled Plasma Method[4]
15	Cyanide	1) Distillation, Colorimetric Method[4] 2) Flow Injection Analysis Method[4]

UNITED ANALYST AND ENGINEERING CONSULTANT COMPANY LIMITED สำเนาถูกต้อง

ลำดับ	สารมลพิษ	วิธีวิเคราะห์
16	o,p'-DDT	Liquid-Liquid Extraction, Gas Chromatographic Method[4]
17	4,4'-DDD	Liquid-Liquid Extraction, Gas Chromatographic Method[4]
18	4,4'-DDE	Liquid-Liquid Extraction, Gas Chromatographic Method[4]
19	4,4'-DDT	Liquid-Liquid Extraction, Gas Chromatographic Method[4]
20	Dieldrin	Liquid-Liquid Extraction, Gas Chromatographic Method[4]
21	Endosulfan I	Liquid-Liquid Extraction, Gas Chromatographic Method[4]
22	Endosulfan II	Liquid-Liquid Extraction, Gas Chromatographic Method[4]
23	Endosulfan sulfate	Liquid-Liquid Extraction, Gas Chromatographic Method[4]
24	Endrin	Liquid-Liquid Extraction, Gas Chromatographic Method[4]
25	Endrin aldehyde	Liquid-Liquid Extraction, Gas Chromatographic Method[4]
26	Formaldehyde	Distillation, Colorimetric Method[3]
27	Free Chlorine	1) Iodometric Method[4] 2) DPD Ferrous Titrimetric Method[4]
28	Heptachlor	Liquid-Liquid Extraction, Gas Chromatographic Method[4]
29	Heptachlor Epoxide	Liquid-Liquid Extraction, Gas Chromatographic Method[4]
30	Hexavalent Chromium	1) Colorimetric Method[4] 2) Extraction, Direct Air-Acetylene Flame Method[4]
31	Lead	1) Digestion, Direct Air-Acetylene Flame Method[4] 2) Digestion, Electrothermal Atomic Absorption Spectrometric Method[4] 3) Digestion, Inductively Coupled Plasma Method[4]
32	Manganese	1) Digestion, Direct Air-Acetylene Flame Method[4] 2) Digestion, Electrothermal Atomic Absorption Spectrometric Method[4] 3) Digestion, Inductively Coupled Plasma Method[4]
33	Mercury	Digestion, Cold-Vapor Atomic Absorption Spectrometric Method[4]
34	Methoxychlor	Liquid-Liquid Extraction, Gas Chromatographic Method[4]
35	Nickel	1) Digestion, Direct Air-Acetylene Flame Method[4] 2) Digestion, Electrothermal Atomic Absorption Spectrometric Method[4] 3) Digestion, Inductively Coupled Plasma Method[4]

UNITED ANALYST AND ENGINEERING CONSULTANT COMPANY LIMITED สำเนาถูกต้อง

ลำดับ	สารมลพิษ	วิธีวิเคราะห์
36	Oil & Grease	1) Liquid-Liquid, Partition-Gravimetric Method[4] 2) Soxhlet Extraction Method[4]
37	pH	Electrometric Method[4]
38	Phenols	1) Distillation, Chloroform Extraction Method[4] 2) Distillation, Direct Photometric Method[4]
39	Selenium	1) Digestion, Hydride Generation/Atomic Absorption Spectrometric Method[4] 2) Digestion, Inductively Coupled Plasma Method[4]
40	Sulfide	1) Iodometric Method[4] 2) Methylene Blue Method[4]
41	Temperature	Laboratory and Field Methods[4]
42	Total Dissolved Solids	Dried at 180 °C[4]
43	Total Kjeldahl Nitrogen	Semi-Micro-Kjeldahl Method[4]
44	Total Suspended Solids	Dried at 103-105 °C[4]
45	Trivalent Chromium	1) Digestion, Direct Air-Acetylene Flame Method; Colorimetric Method; Calculation[4] 2) Digestion, Inductively Coupled Plasma Method; Colorimetric Method; Calculation[4]
46	Zinc	1) Digestion, Direct Air-Acetylene Flame Method[4] 2) Digestion, Electrothermal Atomic Absorption Spectrometric Method[4] 3) Digestion, Inductively Coupled Plasma Method[4]

น้ำใต้ดิน จำนวน 126 รายการ

ลำดับ	สารมลพิษ	วิธีวิเคราะห์
1	Acenaphthene	1) Liquid-Liquid Extraction, Gas Chromatographic Method[4] 2) Liquid-Liquid Extraction, Gas Chromatographic/Mass Spectrometric Method[4]
2	Acetone	Purge and Trap Gas Chromatographic/Mass Spectrometric Method[4]
3	Aldrin	1) Liquid-Liquid Extraction, Gas Chromatographic Method[4] 2) Liquid-Liquid Extraction, Gas Chromatographic/ Mass Spectrometric Method[4]

UNITED ANALYST AND ENGINEERING CONSULTANT COMPANY LIMITED สำเนาถูกต้อง

ลำดับ	สารมลพิษ	วิธีวิเคราะห์
4	Anthracene	1) Liquid-Liquid Extraction, Gas Chromatographic Method[4] 2) Liquid-Liquid Extraction, Gas Chromatographic/ Mass Spectrometric Method[4]
5	Antimony	Digestion, Inductively Coupled Plasma Method[4]
6	Arsenic	1) Digestion, Hydride Generation/Atomic Absorption Spectrometric Method[4] 2) Digestion, Inductively Coupled Plasma Method[4]
7	Atrazine	Liquid-Liquid Extraction, Gas Chromatographic/ Mass Spectrometric Method[4]
8	Barium	1) Digestion, Electrothermal Atomic Absorption Spectrometric Method[4] 2) Digestion, Inductively Coupled Plasma Method[4]
9	Benz(a)anthracene	1) Liquid-Liquid Extraction, Gas Chromatographic Method[4] 2) Liquid-Liquid Extraction, Gas Chromatographic/ Mass Spectrometric Method[4]
10	Benzene	Purge and Trap Gas Chromatographic/Mass Spectrometric Method[4]
11	Benzo(b)fluoranthene	1) Liquid-Liquid Extraction, Gas Chromatographic Method[4] 2) Liquid-Liquid Extraction, Gas Chromatographic/ Mass Spectrometric Method[4]
12	Benzo(k)fluoranthene	1) Liquid-Liquid Extraction, Gas Chromatographic Method[4] 2) Liquid-Liquid Extraction, Gas Chromatographic/ Mass Spectrometric Method[4]
13	Benzoic acid	Liquid-Liquid Extraction, Gas Chromatographic/ Mass Spectrometric Method[4]
14	Benzo(a)pyrene	1) Liquid-Liquid Extraction, Gas Chromatographic Method[4] 2) Liquid-Liquid Extraction, Gas Chromatographic/ Mass Spectrometric Method[4]

UNITED ANALYST AND ENGINEERING CONSULTANT COMPANY LIMITED สำเนาถูกต้อง

ลำดับ	สารมลพิษ	วิธีวิเคราะห์
15	Benzo(g,h,i)perylene	1) Liquid-Liquid Extraction, Gas Chromatographic Method[4] 2) Liquid-Liquid Extraction, Gas Chromatographic/ Mass Spectrometric Method[4]
16	Beryllium	Digestion, Inductively Coupled Plasma Method[4]
17	Bis(2-chloroethyl)ether	Liquid-Liquid Extraction, Gas Chromatographic/ Mass Spectrometric Method[4]
18	Bis(2-ethylhexyl)phthalate	Liquid-Liquid Extraction, Gas Chromatographic/ Mass Spectrometric Method[4]
19	Bromodichloromethane	Purge and Trap Gas Chromatographic/Mass Spectrometric Method[4]
20	Bromoform	Purge and Trap Gas Chromatographic/Mass Spectrometric Method[4]
21	Butanol	Purge and Trap Gas Chromatographic/Mass Spectrometric Method[4]
22	Butyl benzyl phthalate	Liquid-Liquid Extraction, Gas Chromatographic/ Mass Spectrometric Method[4]
23	Cadmium	1) Digestion, Direct Air-Acetylene Flame Method[4] 2) Digestion, Electrothermal Atomic Absorption Spectrometric Method[4] 3) Digestion, Inductively Coupled Plasma Method[4]
24	Carbazole	Liquid-Liquid Extraction, Gas Chromatographic/ Mass Spectrometric Method[4]
25	Carbon disulfide	Purge and Trap Gas Chromatographic/Mass Spectrometric Method[4]
26	Carbon tetrachloride	Purge and Trap Gas Chromatographic/Mass Spectrometric Method[4]
27	Chlordane	1) Liquid-Liquid Extraction, Gas Chromatographic Method[4] 2) Liquid-Liquid Extraction, Gas Chromatographic/ Mass Spectrometric Method[4]
28	p-Chloroaniline	Liquid-Liquid Extraction, Gas Chromatographic/ Mass Spectrometric Method[4]
29	Chlorobenzene	Purge and Trap Gas Chromatographic/Mass Spectrometric Method[4]

UAE สำเนาถูกต้อง UNITED ANALYST AND ENGINEERING CONSULTANT COMPANY LIMITED

30 Chlorodibromomethane...

ลำดับ	สารมลพิษ	วิธีวิเคราะห์
30	Chlorodibromomethane	Purge and Trap Gas Chromatographic/Mass Spectrometric Method[4]
31	Chloroform	Purge and Trap Gas Chromatographic/Mass Spectrometric Method[4]
32	2-Chlorophenol	Liquid-Liquid Extraction, Gas Chromatographic/ Mass Spectrometric Method[4]
33	Chromium	1) Digestion, Direct Air-Acetylene Flame Method[4] 2) Digestion, Electrothermal Atomic Absorption Spectrometric Method[4] 3) Digestion, Inductively Coupled Plasma Method[4]
34	Chromium (III)	1) Digestion, Direct Air-Acetylene Flame Method; Colorimetric Method; Calculation[4] 2) Digestion, Inductively Coupled Plasma Method; Colorimetric Method; Calculation[4]
35	Chromium (VI)	1) Colorimetric Method[4] 2) Extraction, Air-Acetylene Flame Method[4]
36	Chrysene	1) Liquid-Liquid Extraction, Gas Chromatographic Method[4] 2) Liquid-Liquid Extraction, Gas Chromatographic/ Mass Spectrometric Method[4]
37	Cyanide	Distillation, Colorimetric Method[4]
38	2,4-D	Liquid-Liquid Extraction, Gas Chromatographic Method[4]
39	DDD	1) Liquid-Liquid Extraction, Gas Chromatographic Method[4] 2) Liquid-Liquid Extraction, Gas Chromatographic/ Mass Spectrometric Method[4]
40	DDE	1) Liquid-Liquid Extraction, Gas Chromatographic Method[4] 2) Liquid-Liquid Extraction, Gas Chromatographic/ Mass Spectrometric Method[4]
41	DDT	1) Liquid-Liquid Extraction, Gas Chromatographic Method[4] 2) Liquid-Liquid Extraction, Gas Chromatographic/ Mass Spectrometric Method[4]

UAE สำเนาถูกต้อง UNITED ANALYST AND ENGINEERING CONSULTANT COMPANY LIMITED

42 Dibenz(a,h)anthracene...

ลำดับ	สารมลพิษ	วิธีวิเคราะห์
42	Dibenz(a,h)anthracene	1) Liquid-Liquid Extraction, Gas Chromatographic Method[4] 2) Liquid-Liquid Extraction, Gas Chromatographic/ Mass Spectrometric Method[4]
43	Di-n-butyl phthalate	Liquid-Liquid Extraction, Gas Chromatographic/ Mass Spectrometric Method[4]
44	1,2-Dichlorobenzene	Purge and Trap Gas Chromatographic/Mass Spectrometric Method[4]
45	1,3-Dichlorobenzene	Purge and Trap Gas Chromatographic/Mass Spectrometric Method[4]
46	1,4-Dichlorobenzene	Purge and Trap Gas Chromatographic/Mass Spectrometric Method[4]
47	3,3'-Dichlorobenzidine	Liquid-Liquid Extraction, Gas Chromatographic/Mass Spectrometric Method[4]
48	1,1-Dichloroethane	Purge and Trap Gas Chromatographic/Mass Spectrometric Method[4]
49	1,2-Dichloroethane	Purge and Trap Gas Chromatographic/Mass Spectrometric Method[4]
50	1,1-Dichloroethylene	Purge and Trap Gas Chromatographic/Mass Spectrometric Method[4]
51	cis-1,2-Dichloroethylene	Purge and Trap Gas Chromatographic/Mass Spectrometric Method[4]
52	trans-1,2-Dichloroethylene	Purge and Trap Gas Chromatographic/Mass Spectrometric Method[4]
53	2,4-Dichlorophenol	Liquid-Liquid Extraction, Gas Chromatographic/Mass Spectrometric Method[4]
54	1,2-Dichloropopane	Purge and Trap Gas Chromatographic/Mass Spectrometric Method[4]
55	1,3-Dichloropropane	Purge and Trap Gas Chromatographic/Mass Spectrometric Method[4]
56	1,3-Dichloropropene	Purge and Trap Gas Chromatographic/Mass Spectrometric Method[4]
57	Dieldrin	1) Liquid-Liquid Extraction, Gas Chromatographic Method[4] 2) Liquid-Liquid Extraction, Gas Chromatographic/ Mass Spectrometric Method[4]

UAE สำเนาถูกต้อง UNITED ANALYST AND ENGINEERING CONSULTANT COMPANY LIMITED

58 Diethyl phthalate...

ลำดับ	สารมลพิษ	วิธีวิเคราะห์
58	Diethyl phthalate	Liquid-Liquid Extraction, Gas Chromatographic/Mass Spectrometric Method[4]
59	2,4-Dimethylphenol	Liquid-Liquid Extraction, Gas Chromatographic/Mass Spectrometric Method[4]
60	2,4-Dinitrophenol	Liquid-Liquid Extraction, Gas Chromatographic/Mass Spectrometric Method[4]
61	2,4-Dinitrotoluene	Liquid-Liquid Extraction, Gas Chromatographic/Mass Spectrometric Method[4]
62	2,6-Dinitrotoluene	Liquid-Liquid Extraction, Gas Chromatographic/Mass Spectrometric Method[4]
63	Di-n-Octyl phthalate	Liquid-Liquid Extraction, Gas Chromatographic/Mass Spectrometric Method[4]
64	Endosulfan	1) Liquid-Liquid Extraction, Gas Chromatographic Method[4] 2) Liquid-Liquid Extraction, Gas Chromatographic/ Mass Spectrometric Method[4]
65	Endrin	1) Liquid-Liquid Extraction, Gas Chromatographic Method[4] 2) Liquid-Liquid Extraction, Gas Chromatographic/ Mass Spectrometric Method[4]
66	Ethylbenzene	Purge and Trap Gas Chromatographic/Mass Spectrometric Method[4]
67	Fluoranthene	1) Liquid-Liquid Extraction, Gas Chromatographic Method[4] 2) Liquid-Liquid Extraction, Gas Chromatographic/ Mass Spectrometric Method[4]
68	Fluorene	1) Liquid-Liquid Extraction, Gas Chromatographic Method[4] 2) Liquid-Liquid Extraction, Gas Chromatographic/ Mass Spectrometric Method[4]
69	Heptachlor	1) Liquid-Liquid Extraction, Gas Chromatographic Method[4] 2) Liquid-Liquid Extraction, Gas Chromatographic/ Mass Spectrometric Method[4]

UAE สำเนาถูกต้อง UNITED ANALYST AND ENGINEERING CONSULTANT COMPANY LIMITED

70 Heptachlor epoxide...

ลำดับ	สารมลพิษ	วิธีวิเคราะห์
70	Heptachlor epoxide	1) Liquid-Liquid Extraction, Gas Chromatographic Method[4] 2) Liquid-Liquid Extraction, Gas Chromatographic/ Mass Spectrometric Method[4]
71	Hexachlorobenzene	Liquid-Liquid Extraction, Gas Chromatographic/ Mass Spectrometric Method[4]
72	Hexachloro-1,3-butadiene	Purge and Trap Gas Chromatographic/Mass Spectrometric Method[4]
73	n-Hexane	Purge and Trap Gas Chromatographic/Mass Spectrometric Method[4]
74	α-HCH	1) Liquid-Liquid Extraction, Gas Chromatographic Method[4] 2) Liquid-Liquid Extraction, Gas Chromatographic/ Mass Spectrometric Method[4]
75	β-HCH	1) Liquid-Liquid Extraction, Gas Chromatographic Method[4] 2) Liquid-Liquid Extraction, Gas Chromatographic/ Mass Spectrometric Method[4]
76	γ-HCH	1) Liquid-Liquid Extraction, Gas Chromatographic Method[4] 2) Liquid-Liquid Extraction, Gas Chromatographic/ Mass Spectrometric Method[4]
77	Hexachlorocyclopentadiene	Liquid-Liquid Extraction, Gas Chromatographic/ Mass Spectrometric Method[4]
78	Hexachloroethane	Liquid-Liquid Extraction, Gas Chromatographic/ Mass Spectrometric Method[4]
79	Indeno(1,2,3-cd)pyrene	Liquid-Liquid Extraction, Gas Chromatographic/ Mass Spectrometric Method[4]
80	Isophorone	Liquid-Liquid Extraction, Gas Chromatographic/ Mass Spectrometric Method[4]
81	Lead	1) Digestion, Direct Air-Acetylene Flame Method[4] 2) Digestion, Electrothermal Atomic Absorption Spectrometric Method[4] 3) Digestion, Inductively Coupled Plasma Method[4]

UAE
UNITED ANALYST AND ENGINEERING CONSULTANT COMPANY LIMITED
สำเนาถูกต้อง

ลำดับ	สารมลพิษ	วิธีวิเคราะห์
82	Manganese	1) Digestion, Direct Air-Acetylene Flame Method[4] 2) Digestion, Electrothermal Atomic Absorption Spectrometric Method[4] 3) Digestion, Inductively Coupled Plasma Method[4]
83	Mercury	Digestion, Cold-Vapor Atomic Absorption Spectrometric Method[4]
84	Methanol	Purge and Trap Gas Chromatographic/Mass Spectrometric Method[4]
85	Methoxychlor	Liquid-Liquid Extraction, Gas Chromatographic Method[4]
86	Methyl bromide	Purge and Trap Gas Chromatographic/Mass Spectrometric Method[4]
87	Methylene chloride	Purge and Trap Gas Chromatographic/Mass Spectrometric Method[4]
88	2-Methylphenol	Liquid-Liquid Extraction, Gas Chromatographic/Mass Spectrometric Method[4]
89	2-Methylnaphthalene	1) Liquid-Liquid Extraction, Gas Chromatographic Method[4] 2) Liquid-Liquid Extraction, Gas Chromatographic/Mass Spectrometric Method[4]
90	Methyl tert-butyl ether	Purge and Trap Gas Chromatographic/Mass Spectrometric Method[4]
91	Naphthalene	1) Liquid-Liquid Extraction, Gas Chromatographic Method[4] 2) Liquid-Liquid Extraction, Gas Chromatographic/Mass Spectrometric Method[4]
92	Nickel	1) Digestion, Direct Air-Acetylene Flame Method[4] 2) Digestion, Electrothermal Atomic Absorption Spectrometric Method[4] 3) Digestion, Inductively Coupled Plasma Method[4]
93	Nitrobenzene	Liquid-Liquid Extraction, Gas Chromatographic/Mass Spectrometric Method[4]
94	N-Nitrosodiphenylamine	Liquid-Liquid Extraction, Gas Chromatographic/Mass Spectrometric Method[4]
95	N-Nitrosodi-n-propylamine	Liquid-Liquid Extraction, Gas Chromatographic/Mass Spectrometric Method[4]

UAE
UNITED ANALYST AND ENGINEERING CONSULTANT COMPANY LIMITED
สำเนาถูกต้อง

ลำดับ	สารมลพิษ	วิธีวิเคราะห์
96	Polychlorinated Biphenyls - PCB 1016 - PCB 1221 - PCB 1232 - PCB-1242 - PCB-1248 - PCB-1254 - PCB-1260	1) Liquid-Liquid Extraction, Gas Chromatographic Method[4] 2) Liquid-Liquid Extraction, Gas Chromatographic/Mass Spectrometric Method[4]
97	Pentachlorophenol	Liquid-Liquid Extraction, Gas Chromatographic/Mass Spectrometric Method[4]
98	pH	Electrometric Method[4]
99	Phenanthrene	1) Liquid-Liquid Extraction, Gas Chromatographic Method[4] 2) Liquid-Liquid Extraction, Gas Chromatographic/Mass Spectrometric Method[4]
100	Phenol	1) Distillation, Chloroform Extraction Method[4] 2) Liquid-Liquid Extraction, Gas Chromatographic/ Mass Spectrometric Method[4]
101	Pyrene	1) Liquid-Liquid Extraction, Gas Chromatographic Method[4] 2) Liquid-Liquid Extraction, Gas Chromatographic/Mass Spectrometric Method[4]
102	Selenium	1) Digestion, Hydride Generation/Atomic Absorption Spectrometric Method[4] 2) Digestion, Inductively Coupled Plasma Method[4]
103	Silver	Digestion, Inductively Coupled Plasma Method[4]
104	Styrene	Purge and Trap Gas Chromatographic/Mass Spectrometric Method[4]
105	1,1,2,2-Tetrachloroethane	Purge and Trap Gas Chromatographic/Mass Spectrometric Method[4]
106	Tetrachloroethylene	Purge and Trap Gas Chromatographic/Mass Spectrometric Method[4]
107	Toluene	Purge and Trap Gas Chromatographic/Mass Spectrometric Method[4]

UAE
UNITED ANALYST AND ENGINEERING CONSULTANT COMPANY LIMITED
สำเนาถูกต้อง

ลำดับ	สารมลพิษ	วิธีวิเคราะห์
108	Toxaphene	1) Liquid-Liquid Extraction, Gas Chromatographic Method[4] 2) Liquid-Liquid Extraction, Gas Chromatographic/Mass Spectrometric Method[4]
109	TPH (C_5 - C_8)	1) Purge and Trap, Gas Chromatographic Method[11,21] 2) Purge and Trap, Gas Chromatographic/Mass spectrometric Method[11,25]
110	TPH ($C_{>8}$ – C_{16})	Separatory Funnel Liquid-Liquid Extraction, Gas Chromatographic Method[9,21]
111	TPH ($C_{>16}$ – C_{35})	Separatory Funnel Liquid-Liquid Extraction, Gas Chromatographic Method[9,21]
112	1,2,4-Trichlorobenzene	Purge and Trap Gas Chromatographic/Mass Spectrometric Method[4]
113	1,1,1-Trichloroethane	Purge and Trap Gas Chromatographic/Mass Spectrometric Method[4]
114	1,1,2-Trichloroethane	Purge and Trap Gas Chromatographic/Mass Spectrometric Method[4]
115	Trichloroethylene	Purge and Trap Gas Chromatographic/Mass Spectrometric Method[4]
116	2,4,5-Trichlorophenol	Liquid-Liquid Extraction, Gas Chromatographic/ Mass Spectrometric Method[4]
117	2,4,6-Trichlorophenol	Liquid-Liquid Extraction, Gas Chromatographic/ Mass Spectrometric Method[4]
118	1,3,5-Trimethylbenzene	Purge and Trap Gas Chromatographic/Mass Spectrometric Method[4]
119	Vanadium	Digestion, Inductively Coupled Plasma Method[4]
120	Vinyl acetate	Purge and Trap Gas Chromatographic/Mass Spectrometric Method[4]
121	Vinyl chloride	Purge and Trap Gas Chromatographic/Mass Spectrometric Method[4]
122	m-Xylene	Purge and Trap Gas Chromatographic/Mass Spectrometric Method[4]
123	o-Xylene	Purge and Trap Gas Chromatographic/Mass Spectrometric Method[4]

UAE
UNITED ANALYST AND ENGINEERING CONSULTANT COMPANY LIMITED
สำเนาถูกต้อง

ลำดับ	สารมลพิษ	วิธีวิเคราะห์
124	p-Xylene	Purge and Trap Gas Chromatographic/Mass Spectrometric Method[4]
125	Xylene (Total)	Purge and Trap Gas Chromatographic/Mass Spectrometric Method[4]
126	Zinc	1) Digestion, Direct Air-Acetylene Flame Method[4] 2) Digestion, Electrothermal Atomic Absorption Spectrometric Method[4] 3) Digestion, Inductively Coupled Plasma Method[4]

<u>อากาศเสีย (ปล่องระบาย) จำนวน 25 รายการ</u>

ลำดับ	สารมลพิษ	วิธีวิเคราะห์
1	Antimony	Isokinetic Sampling, Digestion, Inductively Coupled Plasma Method[5]
2	Arsenic	1) Isokinetic Sampling, Digestion, Hydride Generation/Atomic Absorption Spectrometric Method[5] 2) Isokinetic Sampling, Digestion, Inductively Coupled Plasma Method[5]
3	Cadmium	1) Isokinetic Sampling, Digestion, Direct Air-Acetylene Flame Method[5] 2) Isokinetic Sampling, Digestion, Inductively Coupled Plasma Method[5]
4	Carbon Monoxide	Instrumental Analyzer Method[5]
5	Chlorine	Isokinetic Sampling, Ion Chromatographic Method[5]
6	Chromium	1) Isokinetic Sampling, Digestion, Direct Air-Acetylene Flame Method[5] 2) Isokinetic Sampling, Digestion, Inductively Coupled Plasma Method[5]
7	Cobalt	Isokinetic Sampling, Digestion, Inductively Coupled Plasma Method[5]
8	Copper	1) Isokinetic Sampling, Digestion, Direct Air-Acetylene Flame Method[5] 2) Isokinetic Sampling, Digestion, Inductively Coupled Plasma Method[5]
9	Cresol	Absorption Sampling, Gas Chromatographic Method[5]

KAE ตำเนาถูกต้อง
KITTA ANALYST AND ENGINEERING CONSULTANT COMPANY LIMITED

10 Dioxins/Furans...

ลำดับ	สารมลพิษ	วิธีวิเคราะห์
10	Dioxins/Furans	Isokinetic Sampling[5]
11	Hydrogen Chloride	Isokinetic Sampling, Ion Chromatographic Method[5]
12	Hydrogen Fluoride	Isokinetic Sampling, Ion Chromatographic Method[5]
13	Hydrogen Sulfide	Absorption Sampling, Iodometric Method[5]
14	Lead	1) Isokinetic Sampling, Digestion, Direct Air-Acetylene Flame Method[5] 2) Isokinetic Sampling, Digestion, Inductively Coupled Plasma Method[5]
15	Manganese	1) Isokinetic Sampling, Digestion, Direct Air-Acetylene Flame Method[5] 2) Isokinetic Sampling, Digestion, Inductively Coupled Plasma Method[5]
16	Mercury	Isokinetic Sampling, Digestion, Cold-Vapor Atomic Absorption Spectrometric Method[5]
17	Nickel	1) Isokinetic Sampling, Digestion, Direct Air-Acetylene Flame Method[5] 2) Isokinetic Sampling, Digestion, Inductively Coupled Plasma Method[5]
18	Opacity	Ringelmann's Method[1]
19	Oxides of Nitrogen	1) Absorption Sampling, Phenoldisulfonic acid Method[5] 2) Instrumental Analyzer Method[5]
20	Selenium	1) Isokinetic Sampling, Digestion, Hydride Generation/Atomic Absorption Spectrometric Method[5] 2) Isokinetic Sampling, Digestion, Inductively Coupled Plasma Method[5]
21	Sulfur Dioxide	1) Absorption Sampling, Barium-Thorin Titrimetric Method[5] 2) Instrumental Analyzer Method[5]
22	Sulfuric Acid	Isokinetic Sampling, Barium-Thorin Titrimetric Method[5]
23	Total Suspended Particulate	Isokinetic Sampling, Gravimetric Method[5]
24	Vanadium	Isokinetic Sampling, Digestion, Inductively Coupled Plasma Method[5]
25	Xylene	1) Bag Sampling, Gas Chromatographic Method[5] 2) Absorption Sampling, Gas Chromatographic Method[5]

KAE ตำเนาถูกต้อง
KITTA ANALYST AND ENGINEERING CONSULTANT COMPANY LIMITED

สิ่งปฏิกูล...

<u>สิ่งปฏิกูลหรือวัสดุที่ไม่ใช้แล้ว จำนวน 35 รายการ</u>

ลำดับ	สารมลพิษ	วิธีวิเคราะห์
1	Aldrin	1) Waste Extraction, Separatory Funnel Liquid-Liquid Extraction, Gas Chromatographic Method[2,9,22] 2) Ultrasonic Extraction, Gas Chromatographic Method[10,22]
2	Antimony	Digestion, Inductively Coupled Plasma Method[7,13]
3	Arsenic	1) Waste Extraction, Digestion, Hydride Generation/Atomic Absorption Spectrometric Method[2,6,15] 2) Waste Extraction, Digestion, Inductively Coupled Plasma Method[2,6,13] 3) Digestion, Hydride Generation/Atomic Absorption Spectrometric Method[7,15] 4) Digestion, Inductively Coupled Plasma Method[7,13]
4	Barium	1) Waste Extraction, Digestion, Inductively Coupled Plasma Method[2,6,13] 2) Digestion, Inductively Coupled Plasma Method[7,13]
5	Beryllium	1) Waste Extraction, Digestion, Inductively Coupled Plasma Method[2,6,13] 2) Digestion, Inductively Coupled Plasma Method[7,13]
6	Cadmium	1) Waste Extraction, Digestion, Flame Atomic Absorption Spectrometric Method[2,6,14] 2) Waste Extraction, Digestion, Inductively Coupled Plasma Method[2,6,13] 3) Digestion, Flame Atomic Absorption Spectrometric Method[7,14] 4) Digestion, Inductively Coupled Plasma Method[7,13]
7	Chlordane	1) Waste Extraction, Separatory Funnel Liquid-Liquid Extraction, Gas Chromatographic Method[2,9,22] 2) Ultrasonic Extraction, Gas Chromatographic Method[10,22]
8	Chromium	1) Waste Extraction, Digestion, Flame Atomic Absorption Spectrometric Method[2,6,14] 2) Waste Extraction, Digestion, Inductively Coupled Plasma Method[2,6,13]

KAE ตำเนาถูกต้อง
KITTA ANALYST AND ENGINEERING CONSULTANT COMPANY LIMITED

3) Digestion,...

ลำดับ	สารมลพิษ	วิธีวิเคราะห์
		3) Digestion, Flame Atomic Absorption Spectrometric Method[7,14] 4) Digestion, Inductively Coupled Plasma Method[7,13]
9	Chromium (III)	1) Waste Extraction, Digestion, Flame Atomic Absorption Spectrometric Method; Waste Extraction, Colorimetric Method; Calculation[2,6,14,16] 2) Waste Extraction, Digestion, Inductively Coupled Plasma Method; Waste Extraction, Colorimetric Method; Calculation[2,6,13,16] 3) Digestion, Flame Atomic Absorption Spectrometric Method; Alkaline Digestion, Colorimetric Method; Calculation[7,8,14,16] 4) Digestion, Inductively Coupled Plasma Method; Alkaline Digestion, Colorimetric Method; Calculation[7,8,13,16]
10	Chromium (VI)	1) Waste Extraction, Colorimetric Method[2,16] 2) Alkaline Digestion, Colorimetric Method[8,16]
11	Cobalt	1) Waste Extraction, Digestion, Inductively Coupled Plasma Method[2,6,13] 2) Digestion, Inductively Coupled Plasma Method[7,13]
12	Copper	1) Waste Extraction, Digestion, Flame Atomic Absorption Spectrometric Method[2,6,14] 2) Waste Extraction, Digestion, Inductively Coupled Plasma Method[2,6,13] 3) Digestion, Flame Atomic Absorption Spectrometric Method[7,14] 4) Digestion, Inductively Coupled Plasma Method[7,13]
13	2,4-D	1) Waste Extraction, Separatory Funnel Liquid-Liquid Extraction, Gas Chromatographic Method[2,9,22] 2) Ultrasonic Extraction, Gas Chromatographic Method[10,22]
14	DDD	1) Waste Extraction, Separatory Funnel Liquid-Liquid Extraction, Gas Chromatographic Method[2,9,22] 2) Ultrasonic Extraction, Gas Chromatographic

KAE ตำเนาถูกต้อง
KITTA ANALYST AND ENGINEERING CONSULTANT COMPANY LIMITED

15 DDE...

ลำดับ	สารมลพิษ	วิธีวิเคราะห์
15	DDE	1) Waste Extraction, Separatory Funnel Liquid-Liquid Extraction, Gas Chromatographic Method[2,9,22] 2) Ultrasonic Extraction, Gas Chromatographic Method[10,22]
16	DDT	1) Waste Extraction, Separatory Funnel Liquid-Liquid Extraction, Gas Chromatographic Method[2,9,22] 2) Ultrasonic Extraction, Gas Chromatographic Method[10,22]
17	Dieldrin	1) Waste Extraction, Separatory Funnel Liquid-Liquid Extraction, Gas Chromatographic Method[2,9,22] 2) Ultrasonic Extraction, Gas Chromatographic Method[10,22]
18	Endrin	1) Waste Extraction, Separatory Funnel Liquid-Liquid Extraction, Gas Chromatographic Method[2,9,22] 2) Ultrasonic Extraction, Gas Chromatographic Method[10,22]
19	Heptachlor	1) Waste Extraction, Separatory Funnel Liquid-Liquid Extraction, Gas Chromatographic Method[2,9,22] 2) Ultrasonic Extraction, Gas Chromatographic Method[10,22]
20	Lead	1) Waste Extraction, Digestion, Flame Atomic Absorption Spectrometric Method[2,6,14] 2) Waste Extraction, Digestion, Inductively Coupled Plasma Method[2,6,13] 3) Digestion, Flame Atomic Absorption Spectrometric Method[7,14] 4) Digestion, Inductively Coupled Plasma Method[7,13]
21	Lindane	1) Waste Extraction, Separatory Funnel Liquid-Liquid Extraction, Gas Chromatographic Method[2,9,22] 2) Ultrasonic Extraction, Gas Chromatographic Method[10,22]
22	Mercury	1) Waste Extraction, Digestion, Cold-Vapor Atomic Absorption Spectrometric Method[2,17] 2) Waste Extraction, Digestion, Inductively Coupled Plasma Method[2,6,13]

UAE UNITED ANALYST AND ENGINEERING CONSULTANT COMPANY LIMITED สำเนาถูกต้อง

ลำดับ	สารมลพิษ	วิธีวิเคราะห์
		3) Digestion, Cold-Vapor Atomic Absorption Spectrometric Method[18] 4) Digestion, Inductively Coupled Plasma Method[7,13] 5) Thermal Decomposition Amalgamation and Atomic Absorption Spectrometric Method[19]
23	Methoxychlor	1) Waste Extraction, Separatory Funnel Liquid-Liquid Extraction, Gas Chromatographic Method[2,9,22] 2) Ultrasonic Extraction, Gas Chromatographic Method[10,22]
24	Molybdenum	1) Waste Extraction, Digestion, Inductively Coupled Plasma Method[2,6,13] 2) Digestion, Inductively Coupled Plasma Method[7,13]
25	Nickel	1) Waste Extraction, Digestion, Flame Atomic Absorption Spectrometric Method[2,6,14] 2) Waste Extraction, Digestion, Inductively Coupled Plasma Method[2,6,13] 3) Digestion, Flame Atomic Absorption Spectrometric Method[7,14] 4) Digestion, Inductively Coupled Plasma Method[7,13]
26	Polychlorinated Biphenyls - Aroclor 1016 - Aroclor 1221 - Aroclor 1232 - Aroclor 1242 - Aroclor 1248 - Aroclor 1254 - Aroclor 1260 - 2-Chlorobiphenyl - 2,3-Dichlorobiphenyl - 2,2',5-Trichlorobiphenyl - 2,4',5-Trichlorobiphenyl - 2,2',3,5'-Tetrachlorobiphenyl - 2,2',5,5'-Tetrachlorobiphenyl - 2,3',4,4'-Tetrachlorobiphenyl - 2,2',3,4,5'-Pentachlorobiphenyl	1) Waste Extraction, Separatory Funnel Liquid-Liquid Extraction, Gas Chromatographic Method[2,9,22] 2) Ultrasonic Extraction, Gas Chromatographic Method[10,22]

UAE UNITED ANALYST AND ENGINEERING CONSULTANT COMPANY LIMITED สำเนาถูกต้อง

ลำดับ	สารมลพิษ	วิธีวิเคราะห์
	- 2,2',4,5,5'-Pentachlorobiphenyl - 2,3,3',4',6-Pentachlorobiphenyl - 2,2',3,4,4',5'-Hexachlorobiphenyl - 2,2',3,4,5,5'-Hexachlorobiphenyl - 2,2',3,5,5',6-Hexachlorobiphenyl - 2,2',4,4',5,5'-Hexachlorobiphenyl - 2,2',3,3',4,4',5-Heptachlorobiphenyl - 2,2',3,4,4',5,5'-Heptachlorobiphenyl - 2,2',3,4,4',5',6-Heptachlorobiphenyl - 2,2',3,4',5,5',6-Heptachlorobiphenyl - 2,2',3,3',4,4',5,5',6-Nonachlorobiphenyl	
27	Pentachlorophenol	1) Waste Extraction, Separatory Funnel Liquid-Liquid Extraction, Gas Chromatographic/Mass Spectrometric Method[2,9,28] 2) Ultrasonic Extraction, Gas Chromatographic/Mass Spectrometric Method[10,26]
28	pH	Electrometric Method[31,32]
29	Selenium	1) Waste Extraction, Digestion, Hydride Generation/Atomic Absorption Spectrometric Method[2,6,20] 2) Waste Extraction, Digestion, Inductively Coupled Plasma Method[2,6,13] 3) Digestion, Hydride Generation/Atomic Absorption Spectrometric Method[7,20] 4) Digestion, Inductively Coupled Plasma Method[7,13]

UAE UNITED ANALYST AND ENGINEERING CONSULTANT COMPANY LIMITED สำเนาถูกต้อง

ลำดับ	สารมลพิษ	วิธีวิเคราะห์
30	Silver	1) Waste Extraction, Digestion, Inductively Coupled Plasma Method[2,6,13] 2) Digestion, Inductively Coupled Plasma Method[7,13]
31	Thallium	1) Waste Extraction, Digestion, Inductively Coupled Plasma Method[2,6,13] 2) Digestion, Inductively Coupled Plasma Method[7,13]
32	Toxaphene	1) Waste Extraction, Separatory Funnel Liquid-Liquid Extraction, Gas Chromatographic Method[2,9,22] 2) Ultrasonic Extraction, Gas Chromatographic Method[10,22]
33	Trichloroethylene	1) Waste Extraction, Purge and Trap, Gas Chromatographic/Mass Spectrometric Method[2,12,25] 2) Purge and Trap, Gas Chromatographic/Mass Spectrometric Method[12,25]
34	Vanadium	1) Waste Extraction, Digestion, Inductively Coupled Plasma Method[2,6,13] 2) Digestion, Inductively Coupled Plasma Method[7,13]
35	Zinc	1) Waste Extraction, Digestion, Flame Atomic Absorption Spectrometric Method[2,6,14] 2) Waste Extraction, Digestion, Inductively Coupled Plasma Method[2,6,13] 3) Digestion, Flame Atomic Absorption Spectrometric Method[7,14] 4) Digestion, Inductively Coupled Plasma Method[7,13]

<u>ดิน จำนวน 125 รายการ</u>

ลำดับ	สารมลพิษ	วิธีวิเคราะห์
1	Acenaphthene	1) Ultrasonic Extraction, Gas Chromatographic Method[10,24] 2) Ultrasonic Extraction, Gas Chromatographic/Mass Spectrometric Method[10,26]
2	Acetone	Purge and Trap, Gas Chromatographic/Mass Spectrometric Method[12,25]

UAE UNITED ANALYST AND ENGINEERING CONSULTANT COMPANY LIMITED สำเนาถูกต้อง

ลำดับ	สารมลพิษ	วิธีวิเคราะห์
3	Aldrin	1) Ultrasonic Extraction, Gas Chromatographic Method[10,22] 2) Ultrasonic Extraction, Gas Chromatographic/Mass Spectrometric Method[10,26]
4	Anthracene	1) Ultrasonic Extraction, Gas Chromatographic Method[10,26] 2) Ultrasonic Extraction, Gas Chromatographic/Mass Spectrometric Method[10,26]
5	Antimony	Digestion, Inductively Coupled Plasma Method[7,13]
6	Arsenic	1) Digestion, Hydride Generation/Atomic Absorption Spectrometric Method[7,15] 2) Digestion, Inductively Coupled Plasma Method[7,13]
7	Atrazine	Ultrasonic Extraction, Gas Chromatographic/Mass Spectrometric Method[10,26]
8	Barium	Digestion, Inductively Coupled Plasma Method[7,13]
9	Benz(a)anthracene	1) Ultrasonic Extraction, Gas Chromatographic Method[10,26] 2) Ultrasonic Extraction, Gas Chromatographic/Mass Spectrometric Method[10,26]
10	Benzene	Purge and Trap, Gas Chromatographic/Mass Spectrometric Method[12,25]
11	Benzo(b)fluoranthene	1) Ultrasonic Extraction, Gas Chromatographic Method[10,26] 2) Ultrasonic Extraction, Gas Chromatographic/Mass Spectrometric Method[10,26]
12	Benzo(k)fluoranthene	1) Ultrasonic Extraction, Gas Chromatographic Method[10,26] 2) Ultrasonic Extraction, Gas Chromatographic/Mass Spectrometric Method[10,26]
13	Benzoic acid	Ultrasonic Extraction, Gas Chromatographic/Mass Spectrometric Method[10,26]
14	Benzo(a)pyrene	1) Ultrasonic Extraction, Gas Chromatographic Method[10,26] 2) Ultrasonic Extraction, Gas Chromatographic/Mass Spectrometric Method[10,26]

UAE สำเนาถูกต้อง UNITED ANALYST AND ENGINEERING CONSULTANT COMPANY LIMITED

15 Benzo(g,h,i)perylene...

ลำดับ	สารมลพิษ	วิธีวิเคราะห์
15	Benzo(g,h,i)perylene	1) Ultrasonic Extraction, Gas Chromatographic Method[10,22] 2) Ultrasonic Extraction, Gas Chromatographic/Mass Spectrometric Method[10,26]
16	Beryllium	Digestion, Inductively Coupled Plasma Method[7,13]
17	Bis(2-chloroethyl)ether	Ultrasonic Extraction, Gas Chromatographic/Mass Spectrometric Method[10,26]
18	Bis(2-ethylhexyl)phthalate	Ultrasonic Extraction, Gas Chromatographic/Mass Spectrometric Method[10,26]
19	Bromodichloromethane	Purge and Trap, Gas Chromatographic/Mass Spectrometric Method[12,25]
20	Bromoform	Purge and Trap, Gas Chromatographic/Mass Spectrometric Method[12,25]
21	Butanol	Purge and Trap, Gas Chromatographic/Mass Spectrometric Method[12,25]
22	Butyl benzyl phthalate	Ultrasonic Extraction, Gas Chromatographic/Mass Spectrometric Method[10,26]
23	Cadmium	1) Digestion, Flame Atomic Absorption Spectrometric Method[7,14] 2) Digestion, Inductively Coupled Plasma Method[7,13]
24	Carbazole	Ultrasonic Extraction, Gas Chromatographic/Mass Spectrometric Method[10,26]
25	Carbon disulfide	Purge and Trap, Gas Chromatographic/Mass Spectrometric Method[12,25]
26	Carbon tetrachloride	Purge and Trap, Gas Chromatographic/Mass Spectrometric Method[12,25]
27	Chlordane	1) Ultrasonic Extraction, Gas Chromatographic Method[10,22] 2) Ultrasonic Extraction, Gas Chromatographic/Mass Spectrometric Method[10,26]
28	p-Chloroaniline	Ultrasonic Extraction, Gas Chromatographic/Mass Spectrometric Method[10,26]
29	Chlorobenzene	Purge and Trap, Gas Chromatographic/Mass Spectrometric Method[12,25]
30	Chlorodibromomethane	Purge and Trap, Gas Chromatographic/Mass Spectrometric Method[12,25]

UAE สำเนาถูกต้อง UNITED ANALYST AND ENGINEERING CONSULTANT COMPANY LIMITED

31 Chloroform...

ลำดับ	สารมลพิษ	วิธีวิเคราะห์
31	Chloroform	Purge and Trap, Gas Chromatographic/Mass Spectrometric Method[12,25]
32	2-Chlorophenol	Ultrasonic Extraction, Gas Chromatographic/Mass Spectrometric Method[10,26]
33	Chromium	1) Digestion, Flame Atomic Absorption Spectrometric Method[7,14] 2) Digestion, Inductively Coupled Plasma Method[7,13]
34	Chromium (III)	1) Digestion, Flame Atomic Absorption Spectrometric Method; Alkaline Digestion, Colorimetric Method; Calculation[7,8,14,16] 2) Digestion, Inductively Coupled Plasma Method; Alkaline Digestion, Colorimetric Method; Calculation[7,8,13,16]
35	Chromium (VI)	Alkaline Digestion, Colorimetric Method[8,16]
36	Chrysene	1) Ultrasonic Extraction, Gas Chromatographic Method[10,26] 2) Ultrasonic Extraction, Gas Chromatographic/Mass Spectrometric Method[10,26]
37	Cyanide	Extraction, Distillation, Colorimetric Method[28,29,30]
38	2,4-D	Ultrasonic Extraction, Gas Chromatographic Method[27]
39	DDD	1) Ultrasonic Extraction, Gas Chromatographic Method[10,22] 2) Ultrasonic Extraction, Gas Chromatographic/Mass Spectrometric Method[10,26]
40	DDE	1) Ultrasonic Extraction, Gas Chromatographic Method[10,22] 2) Ultrasonic Extraction, Gas Chromatographic/Mass Spectrometric Method[10,26]
41	DDT	1) Ultrasonic Extraction, Gas Chromatographic Method[10,22] 2) Ultrasonic Extraction, Gas Chromatographic/Mass Spectrometric Method[10,26]
42	Dibenz(a,h)anthracene	1) Ultrasonic Extraction, Gas Chromatographic Method[10,26] 2) Ultrasonic Extraction, Gas Chromatographic/Mass Spectrometric Method[10,26]

UAE สำเนาถูกต้อง UNITED ANALYST AND ENGINEERING CONSULTANT COMPANY LIMITED

43 Di-n-butyl phthalate...

ลำดับ	สารมลพิษ	วิธีวิเคราะห์
43	Di-n-butyl phthalate	Ultrasonic Extraction, Gas Chromatographic/Mass Spectrometric Method[10,26]
44	1,2-Dichlorobenzene	Purge and Trap, Gas Chromatographic/Mass Spectrometric Method[12,25]
45	1,3-Dichlorobenzene	Purge and Trap, Gas Chromatographic/Mass Spectrometric Method[12,25]
46	1,4-Dichlorobenzene	Purge and Trap, Gas Chromatographic/Mass Spectrometric Method[12,25]
47	3,3'-Dichlorobenzidine	Ultrasonic Extraction, Gas Chromatographic/Mass Spectrometric Method[10,26]
48	1,1-Dichloroethane	Purge and Trap, Gas Chromatographic/Mass Spectrometric Method[12,25]
49	1,2-Dichloroethane	Purge and Trap, Gas Chromatographic/Mass Spectrometric Method[12,25]
50	1,1-Dichloroethylene	Purge and Trap, Gas Chromatographic/Mass Spectrometric Method[12,25]
51	cis-1,2-Dichloroethylene	Purge and Trap, Gas Chromatographic/Mass Spectrometric Method[12,25]
52	trans-1,2-Dichloroethylene	Purge and Trap, Gas Chromatographic/Mass Spectrometric Method[12,25]
53	2,4-Dichlorophenol	Ultrasonic Extraction, Gas Chromatographic/Mass Spectrometric Method[10,26]
54	1,2-Dichlorpopane	Purge and Trap, Gas Chromatographic/Mass Spectrometric Method[12,25]
55	1,3-Dichloropropane	Purge and Trap, Gas Chromatographic/Mass Spectrometric Method[12,25]
56	1,3-Dichloropropene	Purge and Trap, Gas Chromatographic/Mass Spectrometric Method[12,25]
57	Dieldrin	1) Ultrasonic Extraction, Gas Chromatographic Method[10,22] 2) Ultrasonic Extraction, Gas Chromatographic/Mass Spectrometric Method[10,26]
58	Diethyl phthalate	Ultrasonic Extraction, Gas Chromatographic/Mass Spectrometric Method[10,26]
59	2,4-Dimethylphenol	Ultrasonic Extraction, Gas Chromatographic/Mass Spectrometric Method[10,26]

UAE สำเนาถูกต้อง UNITED ANALYST AND ENGINEERING CONSULTANT COMPANY LIMITED

60 2,4-Dinitrophenol...

ลำดับ	สารมลพิษ	วิธีวิเคราะห์
60	2,4-Dinitrophenol	Ultrasonic Extraction, Gas Chromatographic/Mass Spectrometric Method[10,26]
61	2,4-Dinitrotoluene	Ultrasonic Extraction, Gas Chromatographic/Mass Spectrometric Method[10,26]
62	2,6-Dinitrotoluene	Ultrasonic Extraction, Gas Chromatographic/Mass Spectrometric Method[10,26]
63	Di-n-Octyl phthalate	Ultrasonic Extraction, Gas Chromatographic/Mass Spectrometric Method[10,26]
64	Endosulfan	1) Ultrasonic Extraction, Gas Chromatographic Method[10,22] 2) Ultrasonic Extraction, Gas Chromatographic/Mass Spectrometric Method[10,26]
65	Endrin	1) Ultrasonic Extraction, Gas Chromatographic Method[10,22] 2) Ultrasonic Extraction, Gas Chromatographic/Mass Spectrometric Method[10,26]
66	Ethylbenzene	Purge and Trap, Gas Chromatographic/Mass Spectrometric Method[12,25]
67	Fluoranthene	1) Ultrasonic Extraction, Gas Chromatographic Method[10,24] 2) Ultrasonic Extraction, Gas Chromatographic/Mass Spectrometric Method[10,26]
68	Fluorene	1) Ultrasonic Extraction, Gas Chromatographic Method[10,24] 2) Ultrasonic Extraction, Gas Chromatographic/Mass Spectrometric Method[10,26]
69	Heptachlor	1) Ultrasonic Extraction, Gas Chromatographic Method[10,22] 2) Ultrasonic Extraction, Gas Chromatographic/Mass Spectrometric Method[10,26]
70	Heptachlor epoxide	1) Ultrasonic Extraction, Gas Chromatographic Method[10,22] 2) Ultrasonic Extraction, Gas Chromatographic/Mass Spectrometric Method[10,26]

UAE UNITED ANALYST AND ENGINEERING CONSULTANT COMPANY LIMITED สำเนาถูกต้อง

ลำดับ	สารมลพิษ	วิธีวิเคราะห์
71	Hexachlorobenzene	1) Ultrasonic Extraction, Gas Chromatographic Method[10,22] 2) Ultrasonic Extraction, Gas Chromatographic/Mass Spectrometric Method[10,26]
72	Hexachloro-1,3-butadiene	Purge and Trap, Gas Chromatographic/Mass Spectrometric Method[12,25]
73	n-Hexane	Purge and Trap, Gas Chromatographic/Mass Spectrometric Method[12,25]
74	α-HCH	1) Ultrasonic Extraction, Gas Chromatographic Method[10,22] 2) Ultrasonic Extraction, Gas Chromatographic/Mass Spectrometric Method[10,26]
75	β-HCH	1) Ultrasonic Extraction, Gas Chromatographic Method[10,22] 2) Ultrasonic Extraction, Gas Chromatographic/Mass Spectrometric Method[10,26]
76	γ-HCH	1) Ultrasonic Extraction, Gas Chromatographic Method[10,22] 2) Ultrasonic Extraction, Gas Chromatographic/Mass Spectrometric Method[10,26]
77	Hexachlorocyclopentadiene	Ultrasonic Extraction, Gas Chromatographic/Mass Spectrometric Method[10,26]
78	Hexachloroethane	Ultrasonic Extraction, Gas Chromatographic/Mass Spectrometric Method[10,26]
79	Indeno(1,2,3-cd)pyrene	1) Ultrasonic Extraction, Gas Chromatographic Method[10,24] 2) Ultrasonic Extraction, Gas Chromatographic/Mass Spectrometric Method[10,26]
80	Isophorone	Ultrasonic Extraction, Gas Chromatographic/Mass Spectrometric Method[10,26]
81	Lead	1) Digestion, Flame Atomic Absorption Spectrometric Method[7,14] 2) Digestion, Inductively Coupled Plasma Method[7,13]
82	Manganese	1) Digestion, Flame Atomic Absorption Spectrometric Method[7,14] 2) Digestion, Inductively Coupled Plasma Method[7,13]

UAE UNITED ANALYST AND ENGINEERING CONSULTANT COMPANY LIMITED สำเนาถูกต้อง

ลำดับ	สารมลพิษ	วิธีวิเคราะห์
83	Mercury	1) Digestion, Cold-Vapor Atomic Absorption Spectrometric Method[18] 2) Digestion, Inductively Coupled Plasma Method[7,13] 3) Thermal Decomposition Amalgamation and Atomic Absorption Spectrometric Method[19]
84	Methanol	Purge and Trap, Gas Chromatographic/Mass Spectrometric Method[12,25]
85	Methoxychlor	1) Ultrasonic Extraction, Gas Chromatographic Method[10,22] 2) Ultrasonic Extraction, Gas Chromatographic/Mass Spectrometric Method[10,26]
86	Methyl bromide	Purge and Trap, Gas Chromatographic/Mass Spectrometric Method[12,25]
87	Methylene chloride	Purge and Trap, Gas Chromatographic/Mass Spectrometric Method[12,25]
88	2-Methylphenol	Ultrasonic Extraction, Gas Chromatographic/Mass Spectrometric Method[10,26]
89	2-Methylnaphthalene	Ultrasonic Extraction, Gas Chromatographic/Mass Spectrometric Method[10,26]
90	Methyl tert-butyl ether	Purge and Trap, Gas Chromatographic/Mass Spectrometric Method[12,25]
91	Naphthalene	1) Ultrasonic Extraction, Gas Chromatographic Method[10,24] 2) Ultrasonic Extraction, Gas Chromatographic/Mass Spectrometric Method[10,26]
92	Nickel	1) Digestion, Flame Atomic Absorption Spectrometric Method[7,14] 2) Digestion, Inductively Coupled Plasma Method[7,13]
93	Nitrobenzene	Ultrasonic Extraction, Gas Chromatographic/Mass Spectrometric Method[10,26]
94	N-Nitrosodiphenylamine	Ultrasonic Extraction, Gas Chromatographic/Mass Spectrometric Method[10,26]
95	N-Nitrosodi-n-propylamine	Ultrasonic Extraction, Gas Chromatographic/Mass Spectrometric Method[10,26]

UAE UNITED ANALYST AND ENGINEERING CONSULTANT COMPANY LIMITED สำเนาถูกต้อง

ลำดับ	สารมลพิษ	วิธีวิเคราะห์
96	Polychlorinated Biphenyls - Aroclor 1016 - Aroclor 1221 - Aroclor 1232 - Aroclor 1242 - Aroclor 1248 - Aroclor 1254 - Aroclor 1260	1) Ultrasonic Extraction, Gas Chromatographic Method[10,23] 2) Ultrasonic Extraction, Gas Chromatographic/Mass Spectrometric Method[10,26]
	Polychlorinated Biphenyls - 2-Chlorobiphenyl - 2,3-Dichlorobiphenyl - 2,2',5-Trichlorobiphenyl - 2,4',5-Trichlorobiphenyl - 2,2',3,5'-Tetrachlorobiphenyl - 2,2',5,5'-Tetrachlorobiphenyl - 2,3',4,4'-Tetrachlorobiphenyl - 2,2',3,4,5'-Pentachlorobiphenyl - 2,2',4,5,5'-Pentachlorobiphenyl - 2,3,3',4',6-Pentachlorobiphenyl - 2,2',3,4,4',5'-Hexachlorobiphenyl - 2,2',3,4,5,5'-Hexachlorobiphenyl - 2,2',3,5,5',6-Hexachlorobiphenyl - 2,2',4,4',5,5'-Hexachlorobiphenyl - 2,2',3,3',4,4',5-Heptachlorobiphenyl - 2,2',3,4,4',5,5'-Heptachlorobiphenyl - 2,2',3,4,4',5',6-Heptachlorobiphenyl	Ultrasonic Extraction, Gas Chromatographic Method[10,23]

UAE UNITED ANALYST AND ENGINEERING CONSULTANT COMPANY LIMITED สำเนาถูกต้อง

ลำดับ	สารมลพิษ	วิธีวิเคราะห์
	- 2,2',3,4',5,5',6-Heptachlorobiphenyl - 2,2',3,3',4,4',5,5',6-Nonachlorobiphenyl	
97	Pentachlorophenol	Ultrasonic Extraction, Gas Chromatographic/Mass Spectrometric Method[10,26]
98	Phenanthrene	1) Ultrasonic Extraction, Gas Chromatographic Method[10,26] 2) Ultrasonic Extraction, Gas Chromatographic/Mass Spectrometric Method[10,26]
99	Phenol	Ultrasonic Extraction, Gas Chromatographic/Mass Spectrometric Method[10,26]
100	Pyrene	1) Ultrasonic Extraction, Gas Chromatographic Method[10,26] 2) Ultrasonic Extraction, Gas Chromatographic/Mass Spectrometric Method[10,26]
101	Selenium	1) Digestion, Hydride Generation/Atomic Absorption Spectrometric Method[7,22] 2) Digestion, Inductively Coupled Plasma Method[7,13]
102	Silver	Digestion, Inductively Coupled Plasma Method[7,13]
103	Styrene	Purge and Trap, Gas Chromatographic/Mass Spectrometric Method[12,25]
104	1,1,2,2-Tetrachloroethane	Purge and Trap, Gas Chromatographic/Mass Spectrometric Method[12,25]
105	Tetrachloroethylene	Purge and Trap, Gas Chromatographic/Mass Spectrometric Method[12,25]
106	Toluene	Purge and Trap, Gas Chromatographic/Mass Spectrometric Method[12,25]
107	Toxaphene	Ultrasonic Extraction, Gas Chromatographic Method[10,22]
108	TPH (C_5-C_8)	1) Purge and Trap, Gas Chromatographic Method[12,21] 2) Purge and Trap, Gas Chromatographic/Mass Spectrometric Method[12,25]
109	TPH ($C_{>8}$-C_{16})	Ultrasonic Extraction, Gas Chromatographic Method[10,21]
110	TPH ($C_{>16}$-C_{35})	Ultrasonic Extraction, Gas Chromatographic Method[10,21]
111	1,2,4-Trichlorobenzene	Purge and Trap, Gas Chromatographic/Mass Spectrometric Method[12,25]

UAE UNITED ANALYST AND ENGINEERING CONSULTANT COMPANY LIMITED สำเนาถูกต้อง

ลำดับ	สารมลพิษ	วิธีวิเคราะห์
112	1,1,1-Trichloroethane	Purge and Trap, Gas Chromatographic/Mass Spectrometric Method[12,25]
113	1,1,2-Trichloroethane	Purge and Trap, Gas Chromatographic/Mass Spectrometric Method[12,25]
114	Trichloroethylene	Purge and Trap, Gas Chromatographic/Mass Spectrometric Method[12,25]
115	2,4,5-Trichlorophenol	Ultrasonic Extraction, Gas Chromatographic/Mass Spectrometric Method[10,26]
116	2,4,6-Trichlorophenol	Ultrasonic Extraction, Gas Chromatographic/Mass Spectrometric Method[10,26]
117	1,3,5-Trimethylbenzene	Purge and Trap, Gas Chromatographic/Mass Spectrometric Method[12,25]
118	Vanadium	Digestion, Inductively Coupled Plasma Method[7,13]
119	Vinyl acetate	Purge and Trap, Gas Chromatographic/Mass Spectrometric Method[12,25]
120	Vinyl chloride	Purge and Trap, Gas Chromatographic/Mass Spectrometric Method[12,25]
121	m-Xylene	Purge and Trap, Gas Chromatographic/Mass Spectrometric Method[12,25]
122	o-Xylene	Purge and Trap, Gas Chromatographic/Mass Spectrometric Method[12,25]
123	p-Xylene	Purge and Trap, Gas Chromatographic/Mass Spectrometric Method[12,25]
124	Xylene (Total)	Purge and Trap, Gas Chromatographic/Mass Spectrometric Method[12,25]
125	Zinc	1) Digestion, Flame Atomic Absorption Spectrometric Method[7,14] 2) Digestion, Inductively Coupled Plasma Method[7,13]

<u>เอกสารอ้างอิง</u>

1. กระทรวงอุตสาหกรรม. ประกาศกระทรวงอุตสาหกรรม, พ.ศ. 2549. เรื่อง กำหนดค่าปริมาณเขม่าควันที่เจือปนในอากาศที่ระบายออกจากปล่องของหม้อน้ำ โรงสีข้าวที่ใช้กากอ้อยเป็นเชื้อเพลิง. ราชกิจจานุเบกษา. 4 ธันวาคม 2549. เล่มที่ 123 ตอนพิเศษ 123 ง.

2. กระทรวงอุตสาหกรรม. ประกาศกระทรวงอุตสาหกรรม, พ.ศ. 2548. เรื่อง [illegible] หรือวัสดุที่ไม่ใช้แล้ว. ราชกิจจานุเบกษา. 25 มกราคม 2549. เล่มที่ 123 ตอนพิเศษ 11ง.

UAE UNITED ANALYST AND ENGINEERING CONSULTANT COMPANY LIMITED สำเนาถูกต้อง

3. สมาคมวิศวกรรมสิ่งแวดล้อมแห่งประเทศไทย. **คู่มือวิเคราะห์น้ำเสีย.** พิมพ์ครั้งที่ 4. กรุงเทพฯ: เรือนแก้วการพิมพ์, 2547.

4. APHA, AWWA, WEF. **Standard Methods for the Examination of Water and Wastewater.** 23rd ed. Washington, DC: APHA, 2017.

5. United States Environmental Protection Agency. **Standards of Performance for New Stationary Sources.** 40 CFR 60. Appendix A, 2019.

6. United States Environmental Protection Agency. **Test Methods for Evaluation Solid Waste Physical/Chemical Methods. SW-846**, 1997.

7. United States Environmental Protection Agency. Test Methods for Evaluation Solid Waste Physical/Chemical Methods. **Acid Digestion of Sediments, Sludges, and Soils. SW-846 Method 3050B**, 1996.

8. United States Environmental Protection Agency. Test Methods for Evaluation Solid Waste Physical/Chemical Methods. **Alkaline Digestion for Hexavalent Chromium. SW-846 Method 3060A**, 1996.

9. United States Environmental Protection Agency. Test Methods for Evaluation Solid Waste 3. Physical/Chemical Methods. **Separatory Funnel Liquid-Liquid Extraction. SW-846 Method 3510C**, 1996.

10. United States Environmental Protection Agency. Test Methods for Evaluation Solid Waste Physical/Chemical Methods. **Ultrasonic Extraction. SW-846 Method 3550C**, 2007.

11. United States Environmental Protection Agency. Test Methods for Evaluation Solid Waste Physical/Chemical Methods. **Purge and Trap for Aqueous Samples. SW-846 Method 5030C**, 2003.

12. United States Environmental Protection Agency. Test Methods for Evaluation Solid Waste Physical/Chemical Methods. **Closed System Purge and Trap and Extraction for Volatile Organics in Soil and Waste Sample. SW-846 Method 5035A**, 2000.

13. United States Environmental Protection Agency. Test Methods for Evaluation Solid Waste Physical/Chemical Methods. **Inductively Coupled Plasma-Optical Emission Spectrometry. SW-846 Method 6010D**, 2014.

14. United States Environmental Protection Agency. Test Methods for Evaluation Solid Waste Physical/Chemical Methods. **Flame Atomic Absorption Spectrophotometry. SW-846 Method 7000B**, 2007.

15. United States Environmental Protection Agency. Test Methods for Evaluation Solid Waste Physical/Chemical Methods. **Arsenic (Atomic Absorption, Gaseous Hydride). SW-846 Method 7061A**, 1992.

UAE UNITED ANALYST AND ENGINEERING CONSULTANT COMPANY LIMITED สำเนาถูกต้อง

16. United States Environmental Protection Agency. Test Methods for Evaluation Solid Waste Physical/Chemical Methods. **Chromium, Hexavalent (Colorimetric). SW-846 Method 7196A**, 1992.

17. United States Environmental Protection Agency. Test Methods for Evaluation Solid Waste Physical/Chemical Methods. **Mercury in Liquid Waste (Manual Cold Vapor Technique). SW-846 Method 7470A**, 1994.

18. United States Environmental Protection Agency. Test Methods for Evaluation Solid Waste Physical/Chemical Methods. **Mercury in Solid or Semisolid Waste (Manual Cold-Vapor Technique). SW-846 Method 7471B**, 1998.

19. United States Environmental Protection Agency. Test Methods for Evaluation Solid Waste Physical/Chemical Methods. **Mercury in Solids and Solutions by Thermal Decomposition, Amalgamation, and Atomic Absorption Spectrophotometry. SW-846 Method 7473**, 2007.

20. United States Environmental Protection Agency. Test Methods for Evaluation Solid Waste Physical/Chemical Methods. **Selenium (Atomic Absorption, Borohydride Reduction). SW-846 Method 7742**, 1994.

21. United States Environmental Protection Agency. Test Methods for Evaluation Solid Waste Physical/Chemical Methods. **Nonhalogenated Organics Using GC/FID. SW-846 Method 8015D**, 2003.

22. United States Environmental Protection Agency. Test Methods for Evaluation Solid Waste Physical/Chemical Methods. **Organochlorine Pesticides by Gas Chromatography. SW-846 Method 8081B**, 2007.

23. United States Environmental Protection Agency. Test Methods for Evaluation Solid Waste Physical/Chemical Methods. **Polychlorinated Biphenyls (PCBs) by Gas Chromatography. SW-846 Method 8082A**, 2007.

24. United States Environmental Protection Agency. Test Methods for Evaluation Solid Waste Physical/Chemical Methods. **Polynuclear Aromatic Hydrocarbons. SW-846 Method 8100**, 1980.

25. United States Environmental Protection Agency. Test Methods for Evaluation Solid Waste Physical/Chemical Methods. **Volatile Organic Compounds by Gas Chromatography/ Mass Spectrometry. SW-846 Method 8260D**, 2018.

26. United States Environmental Protection Agency. Test Methods for Evaluation Solid Waste Physical/Chemical Methods. **Semivolatile Organic Compounds by Gas Chromatography/Mass Spectrometry. SW-846 Method 8270E**, 2018.

27. United States Environmental Protection Agency. Test Methods for Evaluation Solid Waste Physical/Chemical Methods. **Chlorinated Herbicides by GC, Using Methylation or Pentafluorobenzylation Derivatization. SW-846 Method 8151A**, 1996.

UAE UNITED ANALYST AND ENGINEERING CONSULTANT COMPANY LIMITED สำเนาถูกต้อง

28. United States Environmental Protection Agency. Test Methods for Evaluation Solid Waste Physical/Chemical Methods. **Total and Amenable Cyanide : Distillation. SW-846 Method 9010C**, 2004.

29. United States Environmental Protection Agency. Test Methods for Evaluation Solid Waste Physical/Chemical Methods. **Cyanide Extraction Procedure for Solids and Oils. SW-846 Method 9013A**, 2014.

30. United States Environmental Protection Agency. Test Methods for Evaluation Solid Waste Physical/Chemical Methods. **Cyanide in Waters and Extracts using Titrimetric and Manual Spectrophotometric Procedures. SW-846 Method 9014**, 2014.

31. United States Environmental Protection Agency. Test Methods for Evaluation Solid Waste Physical/Chemical Methods. **pH Electrometric Measurement. SW-846 Method 9040C**, 2004.

32. United States Environmental Protection Agency. Test Methods for Evaluation Solid Waste Physical/Chemical Methods. **Soil and Waste pH. SW-846 Method 9045D**, 2004.

UAE
UNITED ANALYST AND ENGINEERING CONSULTANT COMPANY LIMITED

สำเนาถูกต้อง